

**Patient Name** : Mr. VISHAL

**Age/Gender** : 38 Y/M

**UHID/MR No.** : SKAN.0000134580

**OP Visit No** : SKANOPV165197

**Sample Collected on** : 08-04-2024 09:12

**Reported on** : 08-04-2024 14:39

**LRN#** : LAB13437863

**Specimen** : Blood(EDTA)

**Ref Doctor** : SELF

**Emp/Auth/TPA ID** : 803111524540

**Sponsor Name** : ARCOFEMI HEALTHCARE LIMITED

**DEPARTMENT OF LABORATORY MEDICINE**

**PERIPHERAL SMEAR**

Methodology : Microscopic  
RBC : Normocytic Normochromic  
WBC : is High .DLC is as mentioned.  
Platelets : Adequate in Number  
Parasites : No Haemoparasites seen  
IMPRESSION : PBS show Leukocytosis.  
Note/Comment : Please Correlate clinically

---End Of Report---

<b>Patient Name</b>	: Mr. VISHAL	<b>Age/Gender</b>	: 38 Y/M
<b>UHID/MR No.</b>	: SKAN.0000134580	<b>OP Visit No</b>	: SKANOPV165197
<b>Sample Collected on</b>	: 08-04-2024 09:12	<b>Reported on</b>	: 08-04-2024 14:44
<b>LRN#</b>	: LAB13437863	<b>Specimen</b>	: Blood(EDTA)
<b>Ref Doctor</b>	: SELF		
<b>Package Name</b>	: ARCOFEMI - MEDIWHEEL - FULL BODY STANDARD PLUS MALE - PAN INDIA - FY2324		
<b>Emp/Auth/TPA ID</b>	: 803111524540		
<b>Sponsor Name</b>	: ARCOFEMI HEALTHCARE LIMITED		

**DEPARTMENT OF LABORATORY MEDICINE**

<u>TEST NAME</u>	<u>RESULT</u>	<u>BIOLOGICAL REFERENCE INTERVALS</u>	<u>UNITS</u>
<b>BLOOD GROUP ABO AND RH FACTOR</b>			
ABO Method: Microplate Hemagglutination	O		
Rh (D) Type: Method: Microplate Hemagglutination	POSITIVE		
<b>GLUCOSE, FASTING</b>			
FASTING SUGAR Method: GOD-PAP	114*	70 - 110	mg/dl
<b>GLUCOSE, POST PRANDIAL (PP), 2 HOURS (POST MEAL)</b>			
GLUCOSE - SERUM / PLASMA (POST PRANDIAL) Method: Glucose Oxidase-Peroxidase	167*	70 - 140	mg/dl
<b>RENAL PROFILE/RENAL FUNCTION TEST (RFT/KFT)</b>			
CREATININE - SERUM / PLASMA Method: Jaffe's Kinetic	0.8	0.7 - 1.3	mg/dl
URIC ACID - SERUM Method: Modified Uricase	6.3	3.5 - 7.2	mg/dl
UREA - SERUM/PLASMA Method: Urease with indicator dye	22	Male: 19 - 43	mg/dl
CALCIUM Method: O-Cresolphthalein complexone	12.8*	8.5 - 10.1	mg/dl
BUN Method: Urease with indicator dye	10.26	9-20	mg/dl
PHOSPHORUS Method: Phosphomolybdate -UV	3.74	2.5 - 4.5	mg/dl
ELECTROLYTES (Na) Method: ISE-Direct	133*	135 - 145	meq/L
ELECTROLYTES (K) Method: ISE-Direct	4.4	3.5 - 5.1	meq/L
<b>GAMMA GLUTAMYL TRANSFERASE (GGT)</b>			
GAMMA GT Method: Kinetic Photometric	39	< 55	U/L
<b>LIVER FUNCTION TEST (LFT)</b>			
BILIRUBIN TOTAL Method: Azobilirubin/dyphylline	0.87	0.2 - 1.3	mg/dL
BILIRUBIN (DIRECT) Method: Dual Wavelength Spectrophotometric	0.21	Adults: 0.0 - 0.3 Neonates: 0.0 - 0.6	mg/dL
BILIRUBIN UNCONJUGATED(INDIRECT) Method: Dual Wavelength Spectrophotometric	0.66	0.0 - 1.1	mg/dL
ALBUMIN Method: Bromocresol Green dye binding	4.8	3.0 - 5.0	g/dL
PROTEIN TOTAL Method: Biuret Reaction	7.9	6.0 - 8.2	g/dL
AST (SGOT) Method: Kinetic (Leuco dye) with P 5 P	27	14 - 36	U/L

**Patient Name** : Mr. VISHAL

**Age/Gender** : 38 Y/M

GLOBULINN Method: Calculation	3.1	2.8 - 4.5	g/dL
ALT(SGPT)	45	9 - 52	U/L
<b>LIPID PROFILE</b>			
CHOLESTEROL Method: CHOD-End Point POD (Enzymatic)	<b>227*</b>	<200 - Desirable 200-239 - Borderline High ≥240 - High	mg/dL
HDL Method: Direct Measure PEG	56	<40 - Low ≥60 - High	mg/dL
LDL Method: Calculation Friedewald's Formula	140.8	< 100 - Optimal 100-129 - Near Optimal & Above Optimal	
TRIGLYCERIDES Method: Enzymatic GPO/POD/End Point	<b>151*</b>	Normal : <150 Border High : 150 - 199 High : 200 - 499 Very High : ≥ 500 Note: Overnight fasting of 10-12hrs is recommended to avoid fluctuations in Lipid Profile.	mg/dl
VLDL Method: Calculated	30.2	10-40	mg/dL

---End Of Report---

<b>Patient Name</b>	: Mr. VISHAL	<b>Age/Gender</b>	: 38 Y/M
<b>UHID/MR No.</b>	: SKAN.0000134580	<b>OP Visit No</b>	: SKANOPV165197
<b>Sample Collected on</b>	: 08-04-2024 09:12	<b>Reported on</b>	: 08-04-2024 14:45
<b>LRN#</b>	: LAB13437863	<b>Specimen</b>	: Blood(bio/EDTA)
<b>Ref Doctor</b>	: SELF		
<b>Package Name</b>	: ARCOFEMI - MEDIWHEEL - FULL BODY STANDARD PLUS MALE - PAN INDIA - FY2324		
<b>Emp/Auth/TPA ID</b>	: 803111524540		
<b>Sponsor Name</b>	: ARCOFEMI HEALTHCARE LIMITED		

**DEPARTMENT OF LABORATORY MEDICINE**

<u>TEST NAME</u>	<u>RESULT</u>	<u>BIOLOGICAL REFERENCE INTERVALS</u>	<u>UNITS</u>
<b>HbA1c, GLYCATED HEMOGLOBIN</b>			
HbA1c, GLYCATED HEMOGLOBIN Method:HPLC	<b>5.9*</b>	<=5.6:Non-Diabetic 5.7-6.4: Prediabetes (Increased Risk for Diabetes) >=6.5: Diabetes Mellitus Note: In absence of unequivocal Hyperglycemia and the presence of discordant fasting, post prandial or Random Glucose values, result should be confirmed by repeat test(ADA Guidelines 2015)	%
eAG (estimated Average Glucose) Method: Calculated	122.63		mg/dL

---End Of Report---

<b>Patient Name</b>	: Mr. VISHAL	<b>Age/Gender</b>	: 38 Y/M
<b>UHID/MR No.</b>	: SKAN.0000134580	<b>OP Visit No</b>	: SKANOPV165197
<b>Sample Collected on</b>	: 08-04-2024 09:12	<b>Reported on</b>	: 08-04-2024 14:46
<b>LRN#</b>	: LAB13437863	<b>Specimen</b>	: Urine
<b>Ref Doctor</b>	: SELF		
<b>Package Name</b>	: ARCOFEMI - MEDIWHEEL - FULL BODY STANDARD PLUS MALE - PAN INDIA - FY2324		
<b>Emp/Auth/TPA ID</b>	: 803111524540		
<b>Sponsor Name</b>	: ARCOFEMI HEALTHCARE LIMITED		

**DEPARTMENT OF LABORATORY MEDICINE**

<u>TEST NAME</u>	<u>RESULT</u>	<u>BIOLOGICAL REFERENCE INTERVALS</u>	<u>UNITS</u>
<b>COMPLETE URINE EXAMINATION</b>			
Color:	Yellow	Pale Yellow	
Specific Gravity Method: Indicator Method	1.025	1.005 - 1.035	
Transparency:	Clear	Clear	
Protein : Method: Indicator Method	H.Traces	Nil	
Glucose: Method: Glucose Oxidase	Absent	Nil	
pH Method: Indicator Method	6.0 ( Acidic )	4.6 - 8	
DEPOSITS:	Absent		
WBC/Pus Cells	Nil	0-5	/hpf
Tc/Sqc(Transitional/Squamous epithelial cells)	3-4	2-3	/hpf
RBC	Nil	0 - 2	/hpf
Crystals:	Nil		
Casts:	Nil		/hpf

---End Of Report---

**Patient Name** : Mr. VISHAL **Age/Gender** : 38 Y/M

---

**UHID/MR No.** : SKAN.0000134580 **OP Visit No** : SKANOPV165197  
**Sample Collected on** : 08-04-2024 09:12 **Reported on** : 08-04-2024 16:32  
**LRN#** : LAB13437863 **Specimen** : Serum(Spl)  
**Ref Doctor** : SELF  
**Package Name** : ARCOFEMI - MEDIWHEEL - FULL BODY STANDARD PLUS MALE -  
PAN INDIA - FY2324  
**Emp/Auth/TPA ID** : 803111524540  
**Sponsor Name** : ARCOFEMI HEALTHCARE LIMITED

**DEPARTMENT OF LABORATORY MEDICINE**

<u>TEST NAME</u>	<u>RESULT</u>	<u>BIOLOGICAL REFERENCE INTERVALS</u>	<u>UNITS</u>
<b>THYROID PROFILE (TOTAL T3, TOTAL T4, TSH)</b>			
TOTAL T3: TRI IODOTHYRONINE - SERUM Method: CLIA	0.93	0.6 - 1.81 ng/mL	ng/mL
TOTAL T4: THYROXINE - SERUM Method: CLIA	7.49	3.2 - 12.6	µg/dL
TSH: THYROID STIMULATING HORMONE - SERUM Method: CLIA	2.82	0.35 - 5.5	µIU/mL

---End Of Report---

<b>Patient Name</b>	: Mr. VISHAL	<b>Age/Gender</b>	: 38 Y/M
<b>UHID/MR No.</b>	: SKAN.0000134580	<b>OP Visit No</b>	: SKANOPV165197
<b>Sample Collected on</b>	:	<b>Reported on</b>	: 08-04-2024 17:33
<b>LRN#</b>	: RAD2295901	<b>Specimen</b>	:
<b>Ref Doctor</b>	: SELF		
<b>Emp/Auth/TPA ID</b>	: 803111524540		

**DEPARTMENT OF RADIOLOGY**

**X-RAY CHEST PA**

Both lung fields and hila are normal .

No obvious active pleuro-parenchymal lesion seen .

Both costophrenic and cardiophrenic angles are clear .

Both diaphragms are normal in position and contour .

Thoracic wall and soft tissues appear normal.

**CONCLUSION :**

No obvious abnormality seen

**Dr. DUSHYANT KUMAR VARSHNEY**  
**MD, DNB**  
Radiology

<b>Patient Name</b>	: Mr. VISHAL	<b>Age/Gender</b>	: 38 Y/M
<b>UHID/MR No.</b>	: SKAN.0000134580	<b>OP Visit No</b>	: SKANOPV165197
<b>Sample Collected on</b>	: 08-04-2024 09:12	<b>Reported on</b>	: 08-04-2024 14:37
<b>LRN#</b>	: LAB13437863	<b>Specimen</b>	: Blood(EDTA)
<b>Ref Doctor</b>	: SELF		
<b>Package Name</b>	: ARCOFEMI - MEDIWHEEL - FULL BODY STANDARD PLUS MALE - PAN INDIA - FY2324		
<b>Emp/Auth/TPA ID</b>	: 803111524540		
<b>Sponsor Name</b>	: ARCOFEMI HEALTHCARE LIMITED		

**DEPARTMENT OF LABORATORY MEDICINE**

<u>TEST NAME</u>	<u>RESULT</u>	<u>BIOLOGICAL REFERENCE INTERVALS</u>	<u>UNITS</u>
<b>HEMOGRAM + PERIPHERAL SMEAR</b>			
Hemoglobin Method: Cyanide Photometric	14.6	13 - 17	g/dL
RBC Count Method: Electrical Impedance	<b>5.62*</b>	4.5 - 5.5	millions/cu mm
Haematocrit Method: Calculated	45.0	40 - 50	%
MCV Method: Calculated	<b>80.1*</b>	83 - 101	fl
MCH Method: Calculated	<b>26.0*</b>	27 - 32	pg
MCHC Method: Calculated	32.4	31.5 - 34.5	g/dl
RDW	<b>14.5*</b>	11.6 - 14	%
Platelet Count Method: Electrical Impedance	3.16	1.5 - 4.1	lakhs/cumm
TLC Count Method: Electrical Impedance	13400	4000 - 11000	cells/cumm
<b>Differential Leucocyte Count(Fluorescence Flow Cytometry / VCS Technology )</b>			
Neutrophils	75	40 - 80	%
Lymphocytes	<b>18*</b>	20 - 40	%
Monocytes	<b>01*</b>	2 - 10	%
Eosinophils	06	1-6	%
Basophils	00	0-2	%
Erythrocyte Sedimentation Rate (ESR) Method: Westergrens Method.	13	0 - 14	mm/hr

---End Of Report---



## MEDICAL EXAMINATION REPORT

NAME: MR VISHAL

AGE/SEX: 38 Y/MALE

DATE OF BIRTH: 15/12/1985

ADDRESS: FLAT-1003, BLOCK-E, KDA SIGNATURE GREEN, KANPUR – 208002

## OBSERVATIONS

- |                          |                     |
|--------------------------|---------------------|
| 1. DIABETES MELLITUS: NO | 2. HYPERTENSION: NO |
| 3. C.O.P.D.: NO          | 4. TUBERCULOSIS: NO |
| 5. EYE DISORDER: NO      | 6. PARALYSIS: NO    |
| 7. EPILEPSY: NO          | 8. DENTAL: NORMAL   |
| 9. E.N.T.: NORMAL        |                     |

BLOOD PRESSURE: 130/80 mmhg

PULSE: 85 bpm

WEIGHT: 81 kg

RESPIRATORY RATE: 19/m

HEIGHT: 167 cm


EMI: 29 kg/m<sup>2</sup>

### ADVISE:

- Advise for low fat diet.
- Advise to consult with an Endocrinologist due to higher levels.

PLACE: Kanpur

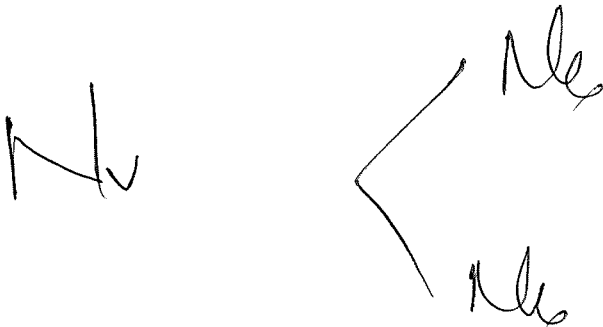
DATE: 08/04/2024



MR VISUAL / 30/07/20



(Distant)




Colour Vision

From

Rx

no active intervention



**APOLLO SPECIALTY HOSPITALS PRIVATE LIMITED**

(Formerly known as Nova Specialty Hospitals Private Limited)

CIN- U85100TG2009PTC099414

Registered Office: 1-10-60/62, Ashoka Raghupathi Chambers, 5th Floor, Begumpet, Hyderabad-500 016, Telangana, India.

**BENGALURU | CHENNAI | DELHI | JAIPUR | KANPUR | MUMBAI | PUNE**

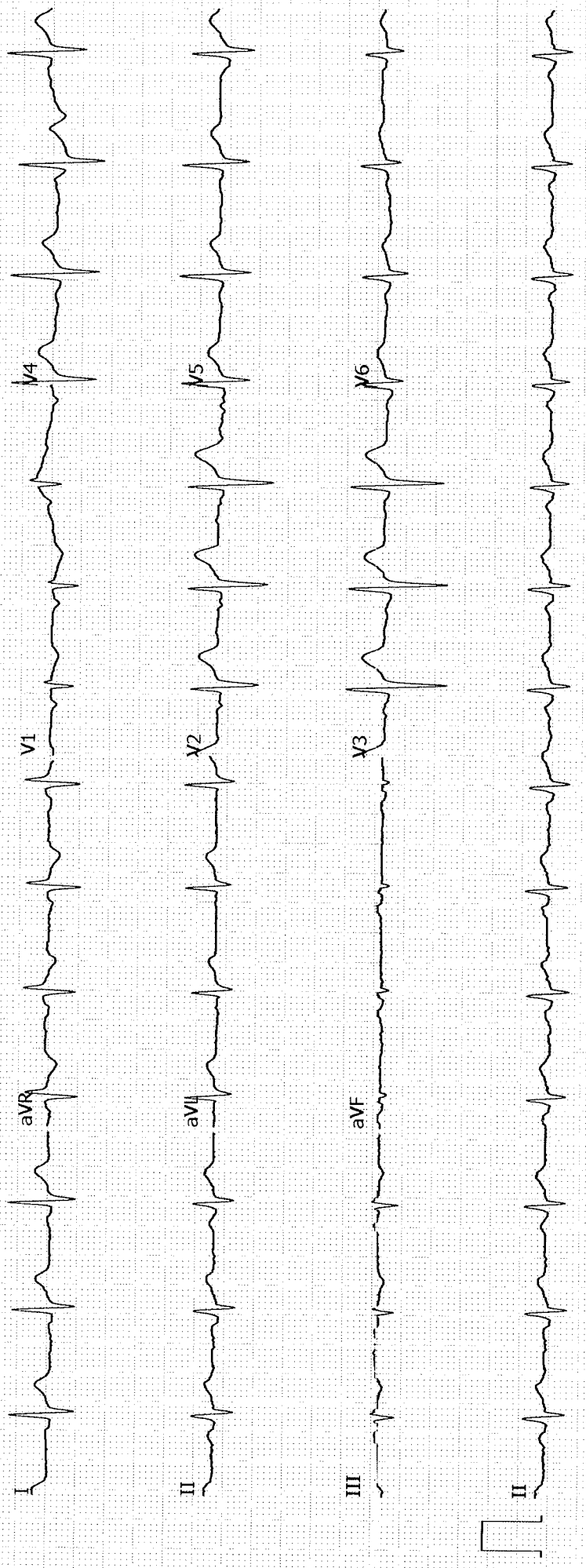
Location:  
Room:  
Order Num:  
Indica:  
Medication 1:  
Medication 2:  
Medication 3:

85 bpm  
-- / -- mmHg

QRS : 82 ms  
QT / QTcBaz : 344 / 409 ms  
PR : 148 ms  
P : 106 ms  
RR / PP : 704 / 705 ms  
P / QRS / T : 56 / -6 / 11 degrees

Technician:  
Ordering Ph:  
Referring Ph:  
Attending Ph:

mr Vishal  
mri 167cm  
mt 81kg



Patient Name : Mr. VISHAL  
UHID : SKAN.0000134580  
Reported on : 08-04-2024 17:33  
Adm/Consult Doctor :

Age : 38 Y M  
OP Visit No : SKANOPV165197  
Printed on : 08-04-2024 17:34  
Ref Doctor : SELF

**DEPARTMENT OF RADIOLOGY**

**X-RAY CHEST PA**

Both lung fields and hila are normal .

No obvious active pleuro-parenchymal lesion seen .

Both costophrenic and cardiophrenic angles are clear .

Both diaphragms are normal in position and contour .

Thoracic wall and soft tissues appear normal.

**CONCLUSION :**

No obvious abnormality seen


Printed on:08-04-2024 17:33

---End of the Report---

Dr. DUSHYANT KUMAR VARSHNEY

MD, DNB

Radiology




**DEPARTMENT OF LABORATORY SERVICES**

<b>Patient Name</b> : Mr. VISHAL	<b>Age / Gender</b> : 38Y/Male
<b>UHID/MR No.</b> : SKAN.0000134580	<b>OP Visit No</b> : SKANOPV165197
<b>Sample Collected on</b> : 08-04-2024 09:12	<b>Reported on</b> : 08-04-2024 14:37
<b>LRN#</b> : LAB13437863	<b>Specimen</b> : Blood(EDTA)
<b>Ref Doctor</b> : SELF	
<b>Package Name</b> : ARCOFEMI - MEDIWHEEL - FULL BODY STANDARD PLUS MALE - PAN INDIA - FY2324	
<b>Emp/Auth/TPA ID</b> : 803111524540	<b>Adm/Consult Doctor</b> :
<b>Sponsor Name</b> : ARCOFEMI HEALTHCARE LIMITED	

**DEPARTMENT OF LABORATORY MEDICINE**

<u>TEST NAME</u>	<u>RESULT</u>	<u>BIOLOGICAL REFERENCE INTERVALS</u>	<u>UNITS</u>
<b>HEMOGRAM + PERIPHERAL SMEAR</b>			
<b>Hemoglobin</b> Method: Cyanide Photometric	14.6	13 - 17	g/dL
<b>RBC Count</b> Method: Electrical Impedance	5.62*	4.5 - 5.5	millions/cu mm
<b>Haematocrit</b> Method: Calculated	45.0	40 - 50	%
<b>MCV</b> Method: Calculated	80.1*	83 - 101	fl
<b>MCH</b> Method: Calculated	26.0*	27 - 32	pg
<b>MCHC</b> Method: Calculated	32.4	31.5 - 34.5	g/dl
<b>RDW</b>	14.5*	11.6 - 14	%
<b>Platelet Count</b> Method: Electrical Impedance	3.16	1.5 - 4.1	lakhs/cumm
<b>TLC Count</b> Method: Electrical Impedance	13400	4000 - 11000	cells/cumm

*Results are to be correlated clinically*



Dr. SATINDER SINGH

**Excel Hospitals (P) Ltd.**

Pathology  
14/136, Chunniganj, Kanpur - 208001  
Ph. 0512-2555991, 2555992  
Email : excelhospitals@gmail.com  
♦ Emergency No. 9935577550

Lab Technician / Technologist  
**NOTE:** All pathological test have technical limitations which may at times cause interpretative errors. Collaborative clinical pathological co-relation is necessary. In case of any discrepancy, results may be reviewed and repeat investigation is advised. Typographical errors should be reported immediately for correction. The report is not valid for medico legal purpose.


**DEPARTMENT OF LABORATORY SERVICES**

<b>Patient Name</b> : Mr. VISHAL	<b>Age / Gender</b> : 38Y/Male
<b>UHID/MR No.</b> : SKAN.0000134580	<b>OP Visit No</b> : SKANOPV165197
<b>Sample Collected on</b> : 08-04-2024 09:12	<b>Reported on</b> : 08-04-2024 14:37
<b>LRN#</b> : LAB13437863	<b>Specimen</b> : Blood(EDTA)
<b>Ref Doctor</b> : SELF	
<b>Package Name</b> : ARCOFEMI - MEDIWHEEL - FULL BODY STANDARD PLUS MALE - PAN INDIA - FY2324	
<b>Emp/Auth/TPA ID</b> : 803111524540	<b>Adm/Consult Doctor</b> :
<b>Sponsor Name</b> : ARCOFEMI HEALTHCARE LIMITED	

**Differential Leucocyte Count(Fluorescence Flow Cytometry / VCS Technology )**

<b>Neutrophils</b>	75	40 - 80	%
<b>Lymphocytes</b>	18*	20 - 40	%
<b>Monocytes</b>	01*	2 - 10	%
<b>Eosinophils</b>	06	1-6	%
<b>Basophils</b>	00	0-2	%
<b>Erythrocyte Sedimentation Rate (ESR)</b> Method: Westergrens Method.	13	0 - 14	mm/hr

**End of the report**



*Results are to be correlated clinically*



Dr. SATINDER SINGH

**Excel Hospitals (P) Ltd.**

Pathology  
14/138, Chunmiganj, Kanpur - 208001  
Ph. 0512-2555991, 2555992  
Email : excelhospitals@gmail.com  
♦ Emergency No. 9935577550

Lab Technician / Technologist  
**NOTE:** All pathological test have technical limitations which may at times cause interpretative errors. Collaborative clinical pathological co-relation is necessary. In case of any discrepancy, results may be reviewed and repeat investigation is advised. Typographical errors should be reported immediately for correction. The report is not valid for medico legal purpose.

## DEPARTMENT OF LABORATORY SERVICES

**Patient Name** : Mr. VISHAL  
**UHID/MR No.** : SKAN.0000134580  
**Sample Collected on** : 08-04-2024 09:12  
**LRN#** : LAB13437863  
**Ref Doctor** : SELF  
**Emp/Auth/TPA ID** : 803111524540  
**Sponsor Name** : ARCOFEMI HEALTHCARE LIMITED


**Age / Gender** : 38Y/Male  
**OP Visit No** : SKANOPV165197  
**Reported on** : 08-04-2024 14:39  
**Specimen** : Blood(EDTA)  
**Adm/Consult Doctor** :

### DEPARTMENT OF LABORATORY MEDICINE

#### PERIPHERAL SMEAR

Methodology : Microscopic  
RBC : Normocytic Normochromic  
WBC : is High .DLC is as mentioned.  
Platelets : Adequate in Number  
Parasites : No Haemoparasites seen  
IMPRESSION : PBS show Leukocytosis.  
Note/Comment : Please Correlate clinically

End of the report



*Results are to be correlated clinically*



Dr. SATINDER SINGH

**Excel Hospitals (P) Ltd.**

Pathology  
14/138, Chunniganj, Kanpur - 208001  
Ph. 0512-2555991, 2555992  
Email : excelhospitals@gmail.com  
♦ Emergency No. 9935577550

Lab Technician / Technologist  
**NOTE** : All pathological test have technical limitations which may at times cause interpretative errors. Collaborative clinical pathological co-relation is necessary. In case of any discrepancy, results may be reviewed and repeat investigation is advised. Typographical errors should be reported immediately for correction. The report is not valid for medico legal purpose.

## DEPARTMENT OF LABORATORY SERVICES

<b>Patient Name</b> : Mr. VISHAL	<b>Age / Gender</b> : 38Y/Male
<b>UHID/MR No.</b> : SKAN.0000134580	<b>OP Visit No</b> : SKANOPV165197
<b>Sample Collected on</b> : 08-04-2024 09:12	<b>Reported on</b> : 08-04-2024 14:44
<b>LRN#</b> : LAB13437863	<b>Specimen</b> : Blood(EDTA)
<b>Ref Doctor</b> : SELF	
<b>Package Name</b> : ARCOFEMI - MEDIWHEEL - FULL BODY STANDARD PLUS MALE - PAN INDIA - FY2324	
<b>Emp/Auth/TPA ID</b> : 803111524540	<b>Adm/Consult Doctor</b> :
<b>Sponsor Name</b> : ARCOFEMI HEALTHCARE LIMITED	

### DEPARTMENT OF LABORATORY MEDICINE

<u>TEST NAME</u>	<u>RESULT</u>	<u>BIOLOGICAL REFERENCE INTERVALS</u>	<u>UNITS</u>
<b>BLOOD GROUP ABO AND RH FACTOR</b>			
<b>ABO</b> Method: Microplate Hemagglutination	O		
<b>Rh (D) Type:</b> Method: Microplate Hemagglutination	POSITIVE		
<b>GLUCOSE, FASTING</b>			
<b>FASTING SUGAR</b> Method: GOD-PAP	114*	70 - 110	mg/dl
<b>GLUCOSE, POST PRANDIAL (PP), 2 HOURS (POST MEAL)</b>			
<b>GLUCOSE - SERUM / PLASMA (POST PRANDIAL)</b> Method: Glucose Oxidase-Peroxidase	167*	70 - 140	mg/dl
<b>RENAL PROFILE/RENAL FUNCTION TEST (RFT/KFT)</b>			
<b>CREATININE - SERUM / PLASMA</b> Method: Jaffe's Kinetic	0.8	0.7 - 1.3	mg/dl
<b>URIC ACID - SERUM</b> Method: Modified Uricase	6.3	3.5 - 7.2	mg/dl



*Results are to be correlated clinically*

*Satinder Singh*

**Dr. SATINDER SINGH**  
**Excel Hospitals (P) Ltd.**  
MD

Lab Technician / Technologist  
**NOTE** : All pathological test have technical limitations which may at times cause interpretative errors. Collaborative clinical pathological co-relation is necessary. In case of any discrepancy, results may be reviewed and repeat investigation is advised. Typographical errors should be reported immediately for correction. The report is not valid for medico legal purpose.

Bathinda  
14/100, Chaudhary Bhanu Prasad, Kanpur - 208001  
Ph. 0512-2555991, 2555992  
Email : excelhospitals@gmail.com  
♦ Emergency No. 9935577550




## DEPARTMENT OF LABORATORY SERVICES

**Patient Name** : Mr. VISHAL **Age / Gender** : 38Y/Male  
**UHID/MR No.** : SKAN.0000134580 **OP Visit No** : SKANOPV165197  
**Sample Collected on** : 08-04-2024 09:12 **Reported on** : 08-04-2024 14:44  
**LRN#** : LAB13437863 **Specimen** : Blood(EDTA)  
**Ref Doctor** : SELF  
**Package Name** : ARCOFEMI - MEDIWHEEL - FULL BODY  
 STANDARD PLUS MALE - PAN INDIA - FY2324  
**Emp/Auth/TPA ID** : 803111524540 **Adm/Consult Doctor** :  
**Sponsor Name** : ARCOFEMI HEALTHCARE LIMITED

<b>UREA - SERUM/PLASMA</b>	22	Male: 19 - 43	mg/dl
Method: Urease with indicator dye			
<b>CALCIUM</b>	12.8*	8.5 - 10.1	mg/dl
Method: O-Cresolphthalein complexone			
<b>BUN</b>	10.26	9-20	mg/dl
Method: Urease with indicator dye			
<b>PHOSPOHORUS</b>	3.74	2.5 - 4.5	mg/dl
Method: Phosphomolybdate -UV			
<b>ELECTROLYTES (Na)</b>	133*	135 - 145	meq/L
Method: ISE-Direct			
<b>ELECTROLYTES (K)</b>	4.4	3.5 - 5.1	meq/L
Method: ISE-Direct			
<b>GAMMA GLUTAMYL TRANSFERASE (GGT)</b>			
<b>GAMMA GT</b>	39	< 55	U/L
Method: Kinetic Photometric			
<b>LIVER FUNCTION TEST (LFT)</b>			
<b>BILIRUBIN TOTAL</b>	0.87	0.2 - 1.3	mg/dL
Method: Azobilirubin/dyphylline			
<b>BILIRUBIN (DIRECT)</b>	0.21	Adults: 0.0 - 0.3 Neonates: 0.0 - 0.6	mg/dL
Method: Dual Wavelength Spectrophotometric			
<b>BILIRUBIN UNCONJUGATED(INDIRECT)</b>	0.66	0.0 - 1.1	mg/dL
Method: Dual Wavelength Spectrophotometric			
<b>ALBUMIN</b>	4.8	3.0 - 5.0	g/dL

Results are to be correlated clinically



Dr. SATINDER SINGH

**Excel Hospitals (P) Ltd.**

Pathology  
 14/138, Chunniganj, Kanpur - 208001  
 Ph. 0512-2555991, 2555992  
 Email : excelhospitals@gmail.com  
 ♦ Emergency No. 9935577550

Lab Technician / Technologist  
**NOTE** : All pathological test have technical limitations which may at times cause interpretative errors. Collaborative clinical pathological co-relation is necessary. In case of any discrepancy, results may be reviewed and repeat investigation is advised. Typographical errors should be reported immediately for correction. The report is not valid for medico legal purpose.

## DEPARTMENT OF LABORATORY SERVICES

<b>Patient Name</b> : Mr. VISHAL	<b>Age / Gender</b> : 38Y/Male
<b>UHID/MR No.</b> : SKAN.0000134580	<b>OP Visit No</b> : SKANOPV165197
<b>Sample Collected on</b> : 08-04-2024 09:12	<b>Reported on</b> : 08-04-2024 14:44
<b>LRN#</b> : LAB13437863	<b>Specimen</b> : Blood(EDTA)
<b>Ref Doctor</b> : SELF	
<b>Package Name</b> : ARCOFEMI - MEDIWHEEL - FULL BODY STANDARD PLUS MALE - PAN INDIA - FY2324	
<b>Emp/Auth/TPA ID</b> : 803111524540	<b>Adm/Consult Doctor</b> :
<b>Sponsor Name</b> : ARCOFEMI HEALTHCARE LIMITED	

Method: Bromocresol Green dye binding

**PROTEIN TOTAL** 7.9 6.0 - 8.2 g/dL

Method: Biuret Reaction

**AST (SGOT)** 27 14 - 36 U/L

Method: Kinetic (Leuco dye) with P 5 P

**GLOBULINN** 3.1 2.8 - 4.5 g/dL

Method: Calculation

**ALT(SGPT)** 45 9 - 52 U/L

### LIPID PROFILE

**CHOLESTEROL** 227\* <200 - Desirable mg/dL

Method: CHOD-End Point POD (Enzymatic) 200-239 - Borderline High  
>=240 - High

**HDL** 56 <40 - Low mg/dL


Method: Direct Measure PEG >=60 - High

**LDL** 140.8 < 100 - Optimal  
100-129 - Near Optimal & Above  
Optimal

**TRIGLYCERIDES** 151\* Normal : <150 mg/dl

Method: Enzymatic GPO/POD/End Point  
Border High : 150 - 199  
High : 200 - 499  
Very High : >= 500  
Note: Overnight fasting of 10-12hrs

*Results are to be correlated clinically*



Lab Technician / Technologist

**NOTE:** All pathological test have technical limitations which may at times cause interpretative errors. Collaborative clinical pathological co-relation is necessary. In case of any discrepancy, results may be reviewed and repeat investigation is advised. Typographical errors should be reported immediately for correction. The report is not valid for medico legal purpose.

Dr. SATINDER SINGH

**Excel Hospitals (P) Ltd.**  
MD

Pathology  
14/133, Chunniganj, Kanpur - 208001  
Ph. 0512-2555991, 2555992  
Email : excelhospitals@gmail.com  
♦ Emergency No. 9935577550

## DEPARTMENT OF LABORATORY SERVICES

Patient Name : Mr. VISHAL Age / Gender : 38Y/Male  
UHID/MR No. : SKAN.0000134580 OP Visit No : SKANOPV165197  
Sample Collected on : 08-04-2024 09:12 Reported on : 08-04-2024 14:44  
LRN# : LAB13437863 Specimen : Blood(EDTA)  
Ref Doctor : SELF  
Package Name : ARCOFEMI - MEDIWHEEL - FULL BODY  
STANDARD PLUS MALE - PAN INDIA - FY2324  
Emp/Auth/TPA ID : 803111524540 Adm/Consult Doctor :  
Sponsor Name : ARCOFEMI HEALTHCARE LIMITED

VLDL 30.2 10-40 mg/dL  
Method: Calculated

is recommended to avoid  
fluctuations in Lipid Profile.

End of the report

Results are to be correlated clinically



*Satinder*

Dr. SATINDER SINGH

**Excel Hospitals (P) Ltd.**

Pathology  
14/138, Chunnigani, Kanpur - 208001  
Ph. 0512-2555991, 2555992  
Email : excelhospitals@gmail.com  
♦ Emergency No. 9935577550

Lab Technician / Technologist  
**NOTE:** All pathological test have technical limitations which may at times cause interpretative errors. Collaborative clinical pathological co-relation is necessary. In case of any discrepancy, results may be reviewed and repeat investigation is advised. Typographical errors should be reported immediately for correction. The report is not valid for medico legal purpose.


**DEPARTMENT OF LABORATORY SERVICES**

<b>Patient Name</b> : Mr. VISHAL	<b>Age / Gender</b> : 38Y/Male
<b>UHID/MR No.</b> : SKAN.0000134580	<b>OP Visit No</b> : SKANOPV165197
<b>Sample Collected on</b> : 08-04-2024 09:12	<b>Reported on</b> : 08-04-2024 14:45
<b>LRN#</b> : LAB13437863	<b>Specimen</b> : Blood(bio/EDTA)
<b>Ref Doctor</b> : SELF	
<b>Package Name</b> : ARCOFEMI - MEDIWHEEL - FULL BODY STANDARD PLUS MALE - PAN INDIA - FY2324	
<b>Emp/Auth/TPA ID</b> : 803111524540	<b>Adm/Consult Doctor</b> :
<b>Sponsor Name</b> : ARCOFEMI HEALTHCARE LIMITED	

**DEPARTMENT OF LABORATORY MEDICINE**

<u>TEST NAME</u>	<u>RESULT</u>	<u>BIOLOGICAL REFERENCE INTERVALS</u>	<u>UNITS</u>
<b>HbA1c, GLYCATED HEMOGLOBIN</b>			
<b>HbA1c, GLYCATED HEMOGLOBIN</b> Method:HPLC	<b>5.9*</b>	<=5.6:Non-Diabetic 5.7-6.4: Preciabetes (Increased Risk for Diabetes) >=6.5: Diabetes Mellitus Note: In absence of unequivocal Hyperglycemia and the presence of discordant fasting, post prandial or Random Glucose values, result should be confirmed by repeat test(ADA Guidelines 2015)	%
<b>eAG (estimated Average Glucose)</b> Method: Calculated	122.63		mg/dL

**End of the report**



*Results are to be correlated clinically*



Dr. SATINDER SINGH

**Excel Hospitals (P) Ltd.**

Pathology  
14/138, Chunnigany, Kanpur - 208001  
Ph. 0512-2555991, 2555992  
Email : excelhospitals@gmail.com  
❖ Emergency No. 9935577550

**NOTE:** All pathological test have technical limitations which may at times cause interpretative errors. Collaborative clinical pathological co-relation is necessary. In case of any discrepancy, results may be reviewed and repeat investigation is advised. Typographical errors should be reported immediately for correction. The report is not valid for medico legal purpose.

## DEPARTMENT OF LABORATORY SERVICES

<b>Patient Name</b> : Mr. VISHAL	<b>Age / Gender</b> : 38Y/Male
<b>UHID/MR No.</b> : SKAN.0000134580	<b>OP Visit No</b> : SKANOPV165197
<b>Sample Collected on</b> : 08-04-2024 09:12	<b>Reported on</b> : 08-04-2024 14:46
<b>LRN#</b> : LAB13437863	<b>Specimen</b> : Urine
<b>Ref Doctor</b> : SELF	
<b>Package Name</b> : ARCOFEMI - MEDIWHEEL - FULL BODY STANDARD PLUS MALE - PAN INDIA - FY2324	
<b>Emp/Auth/TPA ID</b> : 803111524540	<b>Adm/Consult Doctor</b> :
<b>Sponsor Name</b> : ARCOFEMI HEALTHCARE LIMITED	

### DEPARTMENT OF LABORATORY MEDICINE

<u>TEST NAME</u>	<u>RESULT</u>	<u>BIOLOGICAL REFERENCE INTERVALS</u>	<u>UNITS</u>
<b>COMPLETE URINE EXAMINATION</b>			
<b>Color:</b>	Yellow	Pale Yellow	
<b>Specific Gravity</b> Method: Indicator Method	1.025	1.005 - 1.035	
<b>Transparency:</b>	Clear	Clear	
<b>Protein :</b> Method: Indicator Method	H.Traces	Nil	
<b>Glucose:</b> Method: Glucose Oxidase	Absent	Nil	
<b>pH</b> Method: Indicator Method	6.0 ( Acidic )	4.6 - 8	
<b>DEPOSITS:</b>	Absent		
<b>WBC/Pus Cells</b>	Nil	0-5	/hpf
<b>Tc/Sqc(Transitional/Squamous epithelial cells)</b>	3-4	2-3	/hpf



*Results are to be correlated clinically*

*Satinder Singh*

Dr. SATINDER SINGH

**Excel Hospitals (P) Ltd.**

Pathology  
14/138, Chunniganj, Kanpur - 208001  
Ph. 0512-2555991, 2555992  
Email : excelhospitals@gmail.com  
♦ Emergency No. 9935577550


Lab Technician / Technologist  
**NOTE:** All pathological test have technical limitations which may at times cause interpretative errors. Collaborative clinical pathological co-relation is necessary. In case of any discrepancy, results may be reviewed and repeat investigation is advised. Typographical errors should be reported immediately for correction. The report is not valid for medico legal purpose.

**DEPARTMENT OF LABORATORY SERVICES**

<b>Patient Name</b> : Mr. VISHAL	<b>Age / Gender</b> : 38Y/Male
<b>UHID/MR No.</b> : SKAN.0000134580	<b>OP Visit No</b> : SKANOPV165197
<b>Sample Collected on</b> : 08-04-2024 09:12	<b>Reported on</b> : 08-04-2024 14:46
<b>LRN#</b> : LAB13437863	<b>Specimen</b> : Urine
<b>Ref Doctor</b> : SELF	
<b>Package Name</b> : ARCOFEMI - MEDIWHEEL - FULL BODY STANDARD PLUS MALE - PAN INDIA - FY2324	
<b>Emp/Auth/TPA ID</b> : 803111524540	<b>Adm/Consult Doctor</b> :
<b>Sponsor Name</b> : ARCOFEMI HEALTHCARE LIMITED	

<b>RBC</b>	Nil	0 - 2	/hpf
<b>Crystals:</b>	Nil		
<b>Casts:</b>	Nil		/hpf

**End of the report**



*Results are to be correlated clinically*



Dr. SATINDER SINGH

**Excel Hospitals (P) Ltd.**

Pathology  
 14/138, Chunimganj, Kanpur - 208001  
 Ph. 0512-2555991, 2555992  
 Email : excelhospitals@gmail.com  
 ♦ Emergency No. 9935577550

Lab Technician / Technologist  
**NOTE:** All pathological test have technical limitations which may at times cause interpretative errors. Collaborative clinical pathological co-relation is necessary. In case of any discrepancy, results may be reviewed and repeat investigation is advised. Typographical errors should be reported immediately for correction. The report is not valid for medico legal purpose.



# SONI DIAGNOSTICS

118/572, KAUSHALPURI, GUMTI NO. 5, KANPUR - 208012

Ph. : 0512-2219667, 8858154254

e-mail : sonidiagnostics01@gmail.com

Patient Name : MR. VISHAL

Age / Gender : 38 years / Male

Patient ID : 48288

Source : Excel Hospital

Referral : SELF

Collection Time : 08/04/2024, 01:12 p.m.

Reporting Time : 08/04/2024, 04:21 p.m.

Sample ID :



240990015

Test Description	Value(s)	Reference Range	Unit(s)
------------------	----------	-----------------	---------

## T3,T4,TSH

SAMPLE TYPE : SERUM

T3 Method : CLIA	0.93	0.79 - 1.58	ng/mL
T4 Method : CLIA	7.49	5.2-12.7	µg/dL
TSH Method : CLIA	2.82	0.3-4.5	µIU/mL

## Interpretation

TSH	T4	T3	INTERPRETATION
HIGH	NORMAL	NORMAL	MILD (SUBCLINICAL)HYPOTHYROIDISM
HIGH	LOW OR NORMAL	LOW OR NORMAL	HYPOTHYROIDISM
LOW	NORMAL	NORMAL	MILD (SUBCLINICAL)HYPERTHYROIDISM
LOW	HIGH OR NORMAL	HIGH OR NORMAL	HYPERTHYROIDISM
LOW	LOW OR NORMAL	LOW OR NORMAL	NON-THYROIDAL ILLNESS: RARE PITUITARY (SECONDARY)HYPOTHYROIDISM

**\*\*END OF REPORT\*\***


All the reports have to be correlated clinically. If the result of the tests are unexpected ,the patient is advised to contact the lab immediately for a recheck.


**Dr. S.S.Soni**

**M.D. (PATHOLOGY)**



All diagnostic tests have limitations & clinical interpretation should not be solely based on single investigation. Clinical correlation and further relevant investigations advised if warranted. Any discrepancies in test results should be notified within 24 hours. This report is not valid for medicolegal purpose.


 भारत सरकार  
 Government of India




विशाल  
 Vishal  
 जन्म तारीख/DOB: 15/12/1985  
 पुरुष/ MALE


Issue Date: 22/11/2017



8031 1152 4540  
 VID : 9157 2916 1912 0380


माझे आधार, माझी ओळख


 भारतीय विशिष्ट ओळख प्राधिकरण  
 Unique Identification Authority of India



पत्ता:  
 पी-11/1 चंद्रा नगर चरारी, एअर फोर्स कॉलनी लाल बंगला  
 कानपुर, कानपुर, कानपुर नगर,  
 उत्तर प्रदेश - 208007

Address:  
 P-11/1 Chandra Nagar Charari, Air Force  
 Colony Lal Bangala Kanpur, Kanpur, Kanpur  
 Nagar,  
 Uttar Pradesh - 208007



8031 1152 4540  
 VID : 9157 2916 1912 0380

1947 | help@uidai.gov.in | www.uidai.gov.in

Sl/134580/29

Submitted for health checkup

Mishra  
08/07/2024

