

CARDIOLOGY

UHID / IP NO	226549 (11281)	RISNo./Status :	116701/
Patient Name :	Mr. NAYAKANTI PRASHANT	Age/Gender :	53 Y/M
Referred By :	Dr. CMO	Ward/Bed No :	OPD
Bill Date/No :	24/02/2024 8:02AM/ OPCR/24/7641	Scan Date :	
Report Date :	24/02/2024 9:04AM	Company Name:	Final

M- MODE MEASUREMENTS

AO	3.00	cm	RVIDD	1.45	cm
LA	3.41	cm	IVSD	1.07	cm
AO/LA RATIO	0.85	cm	LVIDD	4.46	cm
AV CUP	1.52	cm	LVPWD	1.11	cm
EPSS		cm	IVSS	1.33	cm
DE	1.83	cm	LVIDS	2.97	cm
EF SLOPE	0.7	cm	LVPWS	1.56	cm
SV	57.41		EDV	90.72	ml
CO			ESV	34.34	ml
HR			EF	62.73	%
LVTMI			FS	34.90	%
OTHERS			LV MASS	188.32	grams

DESCRIPTIVE FINDINGS: Technically Adequate Study. Normal Sinus rhythm during Study.

LEFT VENTRICLE	Normal in size
LEFT ATRIUM	Normal in size
RIGHT VENTRICLE	Normal in size
RIGHT ATRIUM	Normal in size
WALL MOTION ANALYSIS	No RWMA
TRICUSPID VALVE	Normal
MITRAL VALVE	Normal
PULMONIC VALVE	Normal
AORTIC VALVE	Normal
IAS & IVS	Intact
AORTA & PA	Normal In Size
SYSTEMIC & PULMONARY VENIS	Normally Draining
PERICARDIUM	Normal
OTHERS	No Intra Cardiac Thrombus, Tumour or Vegetation

CARDIOLOGY

UHID / IP NO	226549 (11281)	RISNo./Status :	116701/
Patient Name :	Mr. NAYAKANTI PRASHANT	Age/Gender :	53 Y/M
Referred By :	Dr. CMO	Ward/Bed No :	OPD
Bill Date/No :	24/02/2024 8:02AM/ OPCR/24/7641	Scan Date :	
Report Date :	24/02/2024 9:04AM	Company Name:	Final

DOPPLER STUDY

VALVES	VELOCITY	GRADIENT	REGURGITATION	OTHERS
P V	0.71m/s		NO PR	
MV	E: 0.88m/s A: 0.81m/s		NO MR	
AV	1.02m/s		NO AR	
TV	E: 0.60m/s A: 0.40m/s	PASP-40mmHg	MILD TR	MILD PAH
OTHERS				

SUMMARY FINDINGS:

NORMAL CARDIAC CHAMBERS & VOLUMES

NO REGIONAL WALL MOTION ABNORMALITY AT REST

NORMAL LV SYSTOLIC FUNCTION (EF-62 %)

MILD TR, MILD PAH (PAPS-40mmHg)

NO CLOT / PE / VEGETATION

Dr. PRANEETHS
CONSULTANT
CARDIOLOGIST

Mr. Naveen Kumar M K

CARDIOLOGY

UHD / IP NO	226549 (11281)	RISNo./Status :	116701/
Patient Name :	Mr. NAYAKANTI PRASHANT	Age/Gender :	53 Y/M
Referred By :	Dr. CMO	Ward/Bed No :	OPD
Bill Date/No :	24/02/2024 8:02AM/ OPCR/24/7641	Scan Date :	
Report Date :	24/02/2024 9:04AM	Company Name:	Final



NAME	: Mr. NAYAKANTI PRASAD	VISIT ID	: 24030059069
GENDER	: Male	AGE	: 53 Years
REFERRED BY	:	DATE OF REGISTRATION	: 24-Feb-2024 12:34
REF CENTER	: VASAVI HOSPITAL & LABORATORY SERVICES	DATE OF COLLECTION	: 24-Feb-2024 12:34
		DATE OF REPORT	: 24-Feb-2024 14:52
		REF NO.	:

LABORATORY TEST REPORT

TEST PARAMETER	RESULT	UNIT	REFERENCE RANGE	SAMPLE TYPE
CLINICAL BIOCHEMISTRY				
PROSTATE SPECIFIC ANTIGEN (PSA)- Total Method : ECLIA	0.42	ng/ml	0 - 4.0	Serum

Processed By : AUTO

----- End Of Report -----

Rajkumar R
 MSc Biochemistry
 Biochemist

Report Status: Final

Outside samples to be correlated with other clinical findings

All investigation have their limitation which are imposed by the limits of sensitivity and specificity of individual assay procedures as well as the specimen received by the laboratory. Isolated laboratory investigations never confirm the final diagnosis of the disease. They only help in arriving at a diagnosis in conjunction with clinical presentation and other related investigations. Reports to be correlated clinically.

Sample outsourced, will be processed at a NABL Accredited Laboratory.

This document is valid for Lab Reports only and not valid for Medico legal cases. Terms and conditions of reporting are mentioned in appended sheet.



Tests marked with NABL symbol are accredited by NABL vide Certificate no MC-2251



NAME	: Mr. NAYAKANTI PRASAD	VISIT ID	: 24030059069
GENDER	: Male	AGE	: 53 Years
REFERRED BY	:	DATE OF REGISTRATION	: 24-Feb-2024 12:34
REF CENTER	: VASAVI HOSPITAL & LABORATORY SERVICES	DATE OF COLLECTION	: 24-Feb-2024 12:34
		DATE OF REPORT	: 24-Feb-2024 14:52
		REF NO.	:

LABORATORY TEST REPORT

TERMS & CONDITIONS OF REPORTING

- It is presumed that the specimen belongs to the patient named or identified in the test request form.
- The report results are for information and interpretation for your referring doctor can be correlated with the patient's clinical history.
- Biological Reference Range/Interval is suggested for your Gender and Age on the basis of available literature. All reference ranges are to be reconsidered by the doctor's advice for your specific care.
- Test requested might not be performed for the following reasons
 - Specimen quality insufficient (inadequate collections/spillage in transit)
 - Specimen quality unacceptable (haemolysed/clotted/ lipemic etc.)
 - Incorrect specimen type.
 - Test cancelled either or request of patient or doctor, or because of incorrect test code, test name of specimen received. Reference may be provided to a new Accession number. Under "COMMENT" if the specimen has been re-accessioned for a different test. It is expected that a fresh specimen will be sent for the purpose of reporting on the same parameter(s), if required.
- This Medical Report is a professional opinion, not a diagnosis. Test results are not valid for medico legal purposes.
- The report will carry the name and age provided at the time of registration. To maintain confidentiality, certain reports may not be e-mailed at the discretion of the management.
- All the notes and interpretation beneath the test result in the report provided are for educational purposes only. It is not intended to be a substitute for doctor's consultation.
- Reports that carries a 'PRELIMINARY' status signifies that results are yet to be reported for one or more of the test, or else as is the case with many microbiology tests, a "FINAL.'" culture, identification or drug susceptibility result might be pending. In such case, the descriptor "RESULTS" column will be replaced by the test results whenever the latter are ready. The report will, when completed, acquire a "FINAL.'" status.
- Results of tests may vary from laboratory to laboratory and in some parameters from time to time for the same patients. Test results and reference range may also vary depending on the technology and methodology used. Laboratory test results may also vary depending on the age, sex, time of the day sample has been taken, diet, medication and limitation of modern technology.
- In case of any unexpected or alarming test results, please contact us immediately for re-confirmation, further discussion, clarifications and rectifications, if needed only.
- In case of any discrepancy due to typing error, kindly get It rectified immediately. The collection date was not stated in the Test Requisition Form, the same will not be printed on the report.
- The Lab or its employees/representatives does not assume any liability or responsibility for any loss or damage that may be incurred by any person as result of interpreting the meaning of this report.
- In case of any issues or suggestions about your test results, please email us on lab@tridentdiagnostics.com
- Our liability is limited to the amount of investigations booked with us.
- The courts (forums) at Bengaluru shall have exclusive jurisdiction in all disputes/claims concerning the tests and the results of the tests.

Report Status: Final

Outside samples to be correlated with other clinical findings

All investigation have their limitation which are imposed by the limits of sensitivity and specificity of individual assay procedures as well as the specimen received by the laboratory. Isolated laboratory investigations never confirm the final diagnosis of the disease. They only help in arriving at a diagnosis in conjunction with clinical presentation and other related investigations. Reports to be correlated clinically.

Sample outsourced, will be processed at a NABL Accredited Laboratory.

This document is valid for Lab Reports only and not valid for Medico legal cases. Terms and conditions of reporting are mentioned in appended sheet.



Tests marked with NABL symbol are accredited by NABL vide Certificate no MC-2251



LABORATORY

Patient Name	Mr. NAYAKANTI PRASHANT	Lab No	116701
UHID	226549	Sample Date	24/02/2024 8:02AM
Age/Gender	53 Yrs/Male	Receiving Date	24/02/2024 8:28AM
Bed No/Ward	OPD	Report Date	24/02/2024 2:15PM
Referred By	Dr. CMO	Report Status	Final
Bill No.	OPCR/24/7641	Manual No.	

BIOCHEMISTRY

Test Name	Result	Unit	Biological Ref. Range	Method
BLOOD UREA NITROGEN	8.2	mg/dl	Upto 14 years : 5 - 18 mg/dl Male (above 14 years): 8 - 24 mg/dl Female (above 14 years): 6 - 21 mg/dl Pregnant women : 5 - 12 mg/dl	
SERUM CREATININE	0.70	mg/dl	0.60 - 1.40	
FASTING BLOOD SUGAR	85.3	mg/dl	74.00 - 100.00	
GLYCOSYLATED HAEMOGLOBIN (HbA1c)				
HbA1c (GLYCOSYLATED Hb)	6.5 H	%	4.00 - 6.00	Immunoturbidimetric
MEAN BLOOD GLUCOSE	139.85	mg/dl	70.00 - 140.00	
LIPID PROFILE				
TOTAL CHOLESTEROL	178	mg/dl	0.00 - 200.00	
TRIGLYCERIDES	63.8	mg/dl	0.00 - 200.00	
HDL CHOLESTEROL - DIRECT	36.1	mg/dl	35.00 - 55.00	
LDL CHOLESTROL - CALCULATED	129.14	mg/dl	0 - 130	
TC/HDL	4.93			
LDL/HDL	3.58			

Sample: Serum

LIVER FUNCTION TEST (LFT)

Verified By
Shashi Kumar G



Ravi Shankar K
Bio Chemist

Printed on 29/05/2024 12:58

Page: 1 Of 11

*You can access your Lab & Radiology reports online through the Patient Portal

*In the Patient Portal, you can log in through your UHID No. & your registered Mobile No. shall be your Password.

*Report shall be available for 30 days from the date of the finalisation



LABORATORY

Patient Name	Mr. NAYAKANTI PRASHANT	Lab No	116701
UHID	226549	Sample Date	24/02/2024 8:02AM
Age/Gender	53 Yrs/Male	Receiving Date	24/02/2024 8:28AM
Bed No/Ward	OPD	Report Date	24/02/2024 2:15PM
Referred By	Dr. CMO	Report Status	Final
Bill No.	OPCR/24/7641	Manual No.	


TOTAL BILIRUBIN 0.45 mg/dl Adult - 0.2 - 1.3 mg/ dL

Special condition:

Premature - <2.0 mg/ dL
Full term - <2.0 mg/ dL
0-1 day - Premature-
1.0 - 8.0 mg/ dL
0-1 day - Full term -
2.0 - 6.0 mg/ dL
1 - 2 days Premature -
6.0 - 12.0 mg/ dL
1 - 2 days Full term -
6.0 - 10.0 mg/ dL
3 - 5 days Premature -
10.0 - 14.0 mg/ dL
3 - 5 days Full term -
4.0 - 8.0 mg/ dL

DIRECT BILIRUBIN	0.21	mg/dl	0.00 - 0.30
INDIRECT BILIRUBIN.	0.24	mg/dl	
ASPARATE AMINOTRANSFERASE (SGOT/AST)	9.4	U/L	0.00 - 40.00
ALANINE AMINOTRANSFERASE (SGPT/ALT)	11.8	U/L	0.00 - 40.00
ALKALINE PHOSPHATASE (ALP)	75	IU/L	53.00 - 128.00
TOTAL PROTEIN	6.26	g/dl	6.00 - 8.50
SERUM ALBUMIN	3.81	g/dl	3.50 - 5.20
SERUM GLOBULIN	2.45	g/dl	2.30 - 3.50
A/G RATIO	1.56	%	1.00 - 2.00
POST PRANDIAL BLOOD GLUCOSE	95.8	mg/dl	70.00 - 140.00
URIC ACID	4.5	mg/dl	4.50 - 8.10

Verified By
Shashi Kumar G


Ravi Shankar K
Bio Chemist

*You can access your Lab & Radiology reports online through the Patient Portal

*In the Patient Portal, you can log in through your UHID No. & your registered Mobile No. shall be your Password.

*Report shall be available for 30 days from the date of the finalisation



LABORATORY

Patient Name	Mr. NAYAKANTI PRASHANT	Lab No	116701
UHID	226549	Sample Date	24/02/2024 8:02AM
Age/Gender	53 Yrs/Male	Receiving Date	
Bed No/Ward	OPD	Report Date	
Referred By	Dr. CMO	Report Status	Final
Bill No.	OPCR/24/7641	Manual No.	

--End Of Report--

Verified By

Shashi Kumar G

Printed on 29/05/2024 12:58

Page: 3 Of 11

*You can access your Lab & Radiology reports online through the Patient Portal

*In the Patient Portal, you can log in through your UHID No. & your registered Mobile No. shall be your Password.

*Report shall be available for 30 days from the date of the finalisation




LABORATORY

Patient Name	Mr. NAYAKANTI PRASHANT	Lab No	116701
UHID	226549	Sample Date	24/02/2024 8:02AM
Age/Gender	53 Yrs/Male	Receiving Date	24/02/2024 12:37PM
Bed No/Ward	OPD	Report Date	24/02/2024 1:22PM
Referred By	Dr. CMO	Report Status	Final
Bill No.	OPCR/24/7641	Manual No.	

CLINICAL PATHOLOGY

Test Name	Result	Unit	Biological Ref. Range	Method
UIRNE GLUCOSE FASTING				
URINE SUGAR	(+++)		NEGATIVE	
URINE GLUCOSE-POST PRANDIAL				
URINE SUGAR	(+++)		NEGATIVE	
--End Of Report--				

Verified By
Shashi Kumar G


Ravi Shankar K
Bio Chemist

Printed on 29/05/2024 12:58

Page: 4 Of 11

*You can access your Lab & Radiology reports online through the Patient Portal

*In the Patient Portal, you can log in through your UHID No. & your registered Mobile No. shall be your Password.

*Report shall be available for 30 days from the date of the finalisation



LABORATORY

Patient Name	Mr. NAYAKANTI PRASHANT	Lab No	116701
UHID	226549	Sample Date	24/02/2024 8:02AM
Age/Gender	53 Yrs/Male	Receiving Date	24/02/2024 1:08PM
Bed No/Ward	OPD	Report Date	24/02/2024 1:22PM
Referred By	Dr. CMO	Report Status	Final
Bill No.	OPCR/24/7641	Manual No.	

CLINICAL PATHOLOGY

Test Name	Result	Unit	Biological Ref. Range	Method
-----------	--------	------	-----------------------	--------

Sample: Urine

PHYSICAL CHARACTERS

COLOUR	Pale Yellow	
APPEARANCE	Clear	Clear
SPECIFIC GRAVITY	1.025	
PH	5.0	

CHEMICAL CONSTITUENTS

ALBUMIN	Nil
SUGAR	PRESENT 3+
BILE SALTS	Absent
BILE PIGMENTS	Absent
KETONE BODIES	NEGATIVE
BLOOD	Absent

MICROSCOPY

PUS CELLS	3-4/HPF
R.B.C	Nil
EPITHELIAL CELLS	1-2 /HPF
CASTS	Absent
CRYSTALS	Absent
BACTERIA	Absent

--End Of Report--

Verified By
Shashi Kumar G

BADARINATH S
MD (PGI) KMC No 19014
HEMATOPATHOLOGIST / PATHOLOGIST

Printed on 29/05/2024 12:58

Page: 5 Of 11

*You can access your Lab & Radiology reports online through the Patient Portal

*In the Patient Portal, you can log in through your UHID No. & your registered Mobile No. shall be your Password.

*Report shall be available for 30 days from the date of the finalisation



LABORATORY

Patient Name	Mr. NAYAKANTI PRASHANT	Lab No	116701
UHID	226549	Sample Date	24/02/2024 8:02AM
Age/Gender	53 Yrs/Male	Receiving Date	24/02/2024 8:28AM
Bed No/Ward	OPD	Report Date	24/02/2024 2:25PM
Referred By	Dr. CMO	Report Status	Final
Bill No.	OPCR/24/7641	Manual No.	

HAEMATOTOLOGY

Test Name	Result	Unit	Biological Ref. Range	Method
BLOOD GROUP	"O"			
RH TYPE	POSITIVE			
			Sample: Blood	
HAEMOGLOBIN	14.2	gm/dl	14.00 - 18.00	
TOTAL COUNT	8390	cells/cumm	4500.00 - 11000.00	
DLC				
NEUTROPHILS	64	%	35.00 - 66.00	
LYMPHOCYTES	31	%	24.00 - 44.00	
MONOCYTES	05	%	4.00 - 10.00	
EOSINOPHILS	00 L	%	1.00 - 6.00	
BASOPHILS	00	%	0.00 - 1.00	
R.B.C COUNT	5.29	mill/cumm	4.50 - 5.90	
PACKED CELL VOLUME (PCV)	41.9	%	40.00 - 50.00	
PLATELET COUNT	2.35	lakh/cumm	1.50 - 4.50	
M.C.V	79.2 L	fL	80.00 - 100.00	
M.C.H	26.8	pg	26.00 - 34.00	
M.C.H.C	33.9	%	32.00 - 36.00	
ESR (ERYTHROCYTE SEDIMENTATION RATE)	15 H	mm/hr	0.00 - 12.00	

--End Of Report--

Verified By
Shashi Kumar G

BADARINATH S
MD (PGI) KMC No 19014
HEMATOPATHOLOGIST / PATHOLOGIST

Printed on 29/05/2024 12:58

Page: 6 Of 11

*You can access your Lab & Radiology reports online through the Patient Portal

*In the Patient Portal, you can log in through your UHID No. & your registered Mobile No. shall be your Password.

*Report shall be available for 30 days from the date of the finalisation



LABORATORY


Patient Name	Mr. NAYAKANTI PRASHANT	Lab No	116701
UHID	226549	Sample Date	24/02/2024 8:02AM
Age/Gender	53 Yrs/Male	Receiving Date	24/02/2024 8:28AM
Bed No/Ward	OPD	Report Date	24/02/2024 12:17PM
Referred By	Dr. CMO	Report Status	Final
Bill No.	OPCR/24/7641	Manual No.	

HORMONES

Test Name	Result	Unit	Biological Ref. Range	Method
THYROID PROFILE (T3, T4, TSH)				
TOTAL TRIIODOTHYRONINE (T3)	1.45	ng/mL	0.59 - 2.15	
TOTAL THYROXINE (T4)	87.6	ng/mL	52.00 - 127.00	
TSH (THYROID STIMULATING HORMONE)	0.98	uIU/ml	0.30 - 4.50	

--End Of Report--

Verified By
Shashi Kumar G


Ravi Shankar K
Bio Chemist

Printed on 29/05/2024 12:58

Page: 7 Of 11

*You can access your Lab & Radiology reports online through the Patient Portal

*In the Patient Portal, you can log in through your UHID No. & your registered Mobile No. shall be your Password.

*Report shall be available for 30 days from the date of the finalisation



LABORATORY

Patient Name	Mr. NAYAKANTI PRASHANT	Lab No	116701
UHID	226549	Sample Date	24/02/2024 8:02AM
Age/Gender	53 Yrs/Male	Receiving Date	
Bed No/Ward	OPD	Report Date	
Referred By	Dr. CMO	Report Status	Final
Bill No.	OPCR/24/7641	Manual No.	

USG

ABDOMEN & PELVIS (USG)

Verified By

Shashi Kumar G

Printed on 29/05/2024 12:58

Page: 8 Of 11

*You can access your Lab & Radiology reports online through the Patient Portal

*In the Patient Portal, you can log in through your UHID No. & your registered Mobile No. shall be your Password.

*Report shall be available for 30 days from the date of the finalisation



LABORATORY

Patient Name	Mr. NAYAKANTI PRASHANT	Lab No	116701
UHID	226549	Sample Date	24/02/2024 8:02AM
Age/Gender	53 Yrs/Male	Receiving Date	24/02/2024 10:02AM
Bed No/Ward	OPD	Report Date	24/02/2024 10:06AM
Referred By	Dr. CMO	Report Status	Final
Bill No.	OPCR/24/7641	Manual No.	

LIVER: Liver is 12.6 cm in size, both lobes of liver are normal in size with **increased echotexture**. No evidence of any focal lesion / intrahepatic billiary dilatation noted. CBD and Portal vein normal in size and echotexture.

GALL BLADDER: Well distended, gall bladder wall thickness is normal. Contents are clear. No evidence of gall stones / cholecystitis.

PANCREAS: Head and body appears normal. Uncinate process and tail could not be assessed due to bowel gas. MPD is normal.

SPLEEN: Normal in size measuring 7.4 cms with normal echotexture.

KIDNEYS: Both kidneys are normal in size, shape, contour & position. Cortico medullary differentiation is well maintained. No evidence of any hydronephrosis / hydroureter. Upper pole cortical scaring noted in left kidney.

Right Kidney measures: 9.8 x 1.5 cms.

Left Kidney measures : 10.0 x 1.6 cms.

URINARY BLADDER: Well distended with clear contents. Wall thickness is normal.

PROSTATE: is enlarged in size . Vol: 29.0 cc.

No focal lesion seen. Both seminal vesicles appear normal.

No obvious free fluid in the peritoneal cavity.


IMPRESSION:

- Grade I Fatty liver.

- Prostatomegaly.

**** Note: All abnormalities cannot be detected by Ultrasound scan due to technical limitation, obesity and other factors. Scan findings to be correlated with old reports or other investigations.**

Verified By
Shashi Kumar G


Dr. Chinmaya S Kudari
MBBS,MD in RadioDiagnosis
Consultant Radiologist

Printed on 29/05/2024 12:58

Page: 9 Of 11

*You can access your Lab & Radiology reports online through the Patient Portal

*In the Patient Portal, you can log in through your UHID No. & your registered Mobile No. shall be your Password.

*Report shall be available for 30 days from the date of the finalisation



LABORATORY

Patient Name	Mr. NAYAKANTI PRASHANT	Lab No	116701
UHID	226549	Sample Date	24/02/2024 8:02AM
Age/Gender	53 Yrs/Male	Receiving Date	
Bed No/Ward	OPD	Report Date	
Referred By	Dr. CMO	Report Status	Final
Bill No.	OPCR/24/7641	Manual No.	

--End Of Report--

Verified By

Shashi Kumar G

Printed on 29/05/2024 12:58

Page: 10 Of 11

*You can access your Lab & Radiology reports online through the Patient Portal

*In the Patient Portal, you can log in through your UHID No. & your registered Mobile No. shall be your Password.

*Report shall be available for 30 days from the date of the finalisation



LABORATORY

Patient Name	Mr. NAYAKANTI PRASHANT	Lab No	116701
UHID	226549	Sample Date	24/02/2024 8:02AM
Age/Gender	53 Yrs/Male	Receiving Date	24/02/2024 10:47AM
Bed No/Ward	OPD	Report Date	24/02/2024 1:06PM
Referred By	Dr. CMO	Report Status	Final
Bill No.	OPCR/24/7641	Manual No.	

X-RAY

CHEST PA VIEW (X RAY)

FINDINGS:

Gross rotation noted.

The lungs on the either side show equal translucency.

Cardiac size and ventricular configuration are normal.

Both hilar region appear normal.

Both C P angles appear clear.


Both domes of diaphragm appear normal.

Bony cage and soft tissue appear normal.

IMPRESSION: ESSENTIALLY NORMAL STUDY.

--End Of Report--

Verified By
Shashi Kumar G


Dr. Chinmaya S Kudari
MBBS,MD in RadioDiagnosis
Consultant Radiologist

Printed on 29/05/2024 12:58

Page: 11 Of 11

*You can access your Lab & Radiology reports online through the Patient Portal

*In the Patient Portal, you can log in through your UHID No. & your registered Mobile No. shall be your Password.

*Report shall be available for 30 days from the date of the finalisation