

 Juran Chapra, Main Road
 (Near Apex Hospital), Muzaffarpur
 9334191831, 8936818153
 Sunrisepathology2018@gmail.com

PATIENT ID	PTR-006487	COLLECTED ON	13-01-2024
PATIENT NAME	Mr. CHANDRA PIYUSH	RECEIVED ON	13-01-2024/
AGE / SEX	34 Year-Male	REPORTING ON	20-01-2024/04:47PM
MOBILE NO.		BARCODE	240113003
SPECIMEN			
REF. BY			
REF. DOCTOR	DR.SELF	[LIPID PROFILE EXAMINATION]	

TEST NAME	VALUE	UNITS	NORMAL RANGE
TOTAL CHOLESTEROL <small>(METHOD : PHOTOMETRY)</small>	132	mg/dl	50 - 200
HDL. CHOLESTEROL	43	mg/dl	35 - 80
TRIGLYCERIDES <small>(METHOD : PHOTOMETRY)</small>	130.00	mg/dl	50 - 150
LDL CHOLESTEROL	63.00	mg/dl	85 - 100
VLDL CHOLESTEROL	26.00	mg/dl	5.00 - 40.00
TOTAL CHOLESTEROL/HDL RATION	3.07		
LDL / HDL CHOLESTEROL RATIO	2.07	RATIO	1.50 - 3.50

REFERENCE RANGES :

<u>TOTAL CHOLESTEROL</u>		<u>LDL CHOLESTEROL</u>		<u>TRIGLYCERIDES</u>	
< 200	NORMAL	< 100	NORMAL	< 150	NORMAL
200 – 239	BORDERLINE HIGH	100 – 129	LOW HIGH	150–199	BODERLINE HIGH
> 240	HIGH	130 – 159	BORDERLINE HIGH	200 – 499	HIGH
		160 – 189	HIGH	> 500	VERY HIGH
		> 190	VERY HIGH		

**NOTE :- 10 – 12 HOURS FASTING IS MANDATORY. IF NOT , VALUES ARE MIGHT FLACTUATE.

*PLEASE CORRELATE WITH CLINICAL CONDITIONS.
 (METHOD : PHOTOMETRY)






DR.V.TIWARI (MBBS,MD),LAB HEAD




CONSULTANT PATHOLOGIST.

* This test has been Processed at this Lab , *This test Results are to used for help in diagnosing medical disease



 Juran Chapra, Main Road
(Near Apex Hospital), Muzaffarpur
 9334191831, 8936818153
 Sunrisepathology2018@gmail.com

PATIENT ID	PTR-006487	COLLECTED ON	13-01-2024
PATIENT NAME	Mr. CHANDRA PIYUSH	RECEIVED ON	13-01-2024/
AGE / SEX	34 Year-Male	REPORTING ON	20-01-2024/04:47PM
MOBILE NO.		BARCODE	240113003
SPECIMEN			
REF. BY			
HEALTH CHECK UP	DR. SELE	[LIVER FUNCTION TEST]	

TEST NAME	VALUE	UNITS	NORMAL RANGE
TOTAL BILIRUBIN	0.61	mg/dl	0.00 - 1.20
CONJUGATED BILIRUBIN	0.20	mg/dl	0-0.3
UNCONJUGATED BILIRUBIN	0.41	mg/dl	0-0.6
TOTAL PROTEIN	6.83	gms/dl	6.00 - 8.00
ALBUMIN (METHOD : PHOTOMETRY)	3.80	gm/dl	3.50 - 5.00
GLOBULIN	3.03	gm/dl	2.3 - 3.60
ALBUMIN/GLOBULIN RATIO	1.25	RATIO	UP TO 2 : 1
SGOT	35	U/l	0 - 45
SGPT	39	U/l	0 - 45
ALKALINE PHOSPHATASE	70	IU/L	50-130

*PLEASE CORRELATE WITH CLINICAL CONDITIONS.
(METHOD : PHOTOMETRY)



DR.V.TIWARI (MBBS,MD),LAB HEAD



CONSULTANT PATHOLOGIST.

* This test has been Processed at this Lab , *This test Results are to used for help in diagnosing medical disease



Juran Chapra, Main Road
(Near Apex Hospital), Muzaffarpur
9334191831, 8936818153
Sunrisepathology2018@gmail.com

PATIENT ID	PTR-006487	COLLECTED ON	13-01-2024
PATIENT NAME	Mr. CHANDRA PIYUSH	RECEIVED ON	13-01-2024/
AGE / SEX	34 Year-Male	REPORTING ON	20-01-2024/04:47PM
MOBILE NO.		BARCODE	240113003
SPECIMEN			
REF. BY	HEALTH CHECK UP		
REF. FOR	DR SELF	[COMPLETE BLOOD COUNT]	

TEST NAME	VALUE	UNITS	NORMAL RANGE
HEMOGLOBIN	13.4	g/dL	13.0-18.0
PCV	46.2	%	35.00 - 55.00
RED BLOOD CELLS	5.12	10 ¹² /L	4.5-6.0
MCV	90.23	fL	76.0-96.0
(METHOD : Electrical Impedance)			
MCH	26.17	pq	27.0-32.0
(METHOD : CALCULATED)			
MCHC	29.00	gm%	32.0-37.0
(METHOD : CALCULATED)			
RED CELL DISTRIBUTION WIDTH	14.5	%	11.5-15.0
TOTAL LEUCOCYTES COUNT	8.0	X 10 ³ / uL	4-10.5
DIFF. LYMPHO COUNT		%	
NEUTROPHILLS.	63	%	40-75
LYMPHOCYTES.	31	%	20-40
MONOCYTES.	3	%	2-10
EOSNOPHILLS.	3	%	1-6
BASOPHILLS.	0	%	0.00 - 2.00
ABSOLUTE COUNT			
NEUTROPHILLS – ABSOLUTE COUNT	5.04	X 10 ³ / uL	2.00 - 7.00
LYMPHOCYTES – ABSOLUTE COUNT	2.48	X 10 ³ / uL	1.00 - 3.00
MONOCYTES – ABSOLUTE COUNT	0.24	X 10 ³ / uL	0.20 - 1.00
EOSINOPHILLS – ABSOLUTE COUNT	0.24	X 10 ³ / uL	0.00 - 0.50
BASOPHILLS – ABSOLUTE COUNT	0.00	X 10 ³ / uL	0.00 - 0.10
PLATELATE COUNT	244	X 10 ³ / uL	150-450

If platelet count does not correlate clinically, it should be repeated with fresh sample, Platelet result is very sensitive to collection method, if blood does not flow freely out of vein due to any reason, it may give false result.

*PLEASE CORRELATE WITH CLINICAL CONDITIONS.


DR.V.TIWARI (MBBS,MD),LAB HEAD


DR.MD.ALI MUZAFFAR
MBBS, MD (PATH)
CONSULTANT PATHOLOGIST.

* This test has been Processed at this Lab , *This test Results are to used for help in diagnosing medical disease



Juran Chapra, Main Road
(Near Apex Hospital), Muzaffarpur
9334191831, 8936818153
Sunrisepathology2018@gmail.com

PATIENT ID	PTR-006487	COLLECTED ON	13-01-2024
PATIENT NAME	Mr. CHANDRA PIYUSH	RECEIVED ON	13-01-2024/
AGE / SEX	34 Year-Male	REPORTING ON	20-01-2024/04:47PM
MOBILE NO.		BARCODE	240113003
SPECIMEN			
REF. BY	HEALTH CHECK UP		
REF. FOR	DR SELF	[T3,T4,TSH]	

TEST NAME	VALUE	UNITS	NORMAL RANGE
TOTAL TRIIODOTHYRONINE	144.0	ng/dl	60.00 - 200.00
TOTAL THYROXINE	10.29	mcg/dl	4.50 - 12.00
THYROID STIMULATING HORMONE	3.82	uIU/ml	0.30 - 5.50
<small>(METHOD : FULLY AUTOMATED CHEMI LUMINESCENT IMMUNO ASSAY. (C.L.I.A.))</small>			

REFERENCE RANGES FOR TSH

AGE	TSH (uIU/mL)	T4 (mcg/dL)	T3 (ng/dL)
1 - 4 DAYS	1.00 - 39.00	14.00 - 28.40	100 - 740
5 DAYS - 5 MONTHS	1.70 - 9.10	7.20 - 15.70	105 - 245
5 MONTHS - 2 YEARS	0.80 - 8.20	7.20 - 15.70	405 - 269
2 YEARS - 20 YEARS	0.70 - 5.70	5.50 - 13.50	90 - 230
ABOVE - 20 YEARS	0.35 - 5.50	4.50 - 12.50	70 - 200

PREGNANCY REFERENCE RANGES FOR TSH IN uIU/ml

1 ST TRIMESTER	0.10 - 2.50
2 ND TRIMESTER	0.20 - 3.00
3 RD TRIMESTER	0.30 - 3.00

REMARKS :-

Total serum T3 and T4 concentration depend upon a multiplicity of factors : Thyroid gland function and its regulation , thyroxin binding globulin (TBG) concentration , and the binding of T3 & T4 to TBG. Thus , Total T3 T4 concentration alone is not sufficient to access the clinical status.

A decrease in total T3 value is found with protein – wasting diseases , certain liver diseases and administration of testosterone , biphenyl hydration or salicylates Total T3 value may be elevated under condition such as pregnancy or administration of oral contraceptives.

High TSH levels can mean your thyroid is not making enough thyroid hormones, a condition called hypothyroidism. Low TSH levels can mean your thyroid is making too much of the hormones, a condition called hyperthyroidism. A TSH test does not explain why TSH levels are too high or too low. If your test results are abnormal, your health care provider will probably order additional tests to determine the cause of your thyroid problem.




(METHOD : CHEMI LUMINESCENT IMMUNO ASSAY. (C.L.I.A.))


DR.V.TIWARI (MBBS,MD),LAB HEAD

CONSULTANT PATHOLOGIST.

* This test has been Processed at this Lab , *This test Results are to used for help in diagnosing medical disease



 Juran Chapra, Main Road
 (Near Apex Hospital), Muzaffarpur
 9334191831, 8936818153
 Sunrise pathology2018@gmail.com

PATIENT ID	PTR-006487	COLLECTED ON	13-01-2024
PATIENT NAME	Mr. CHANDRA PIYUSH	RECEIVED ON	13-01-2024/
AGE / SEX	34 Year-Male	REPORTING ON	20-01-2024/04:47PM
MOBILE NO.		BARCODE	240113003
SPECIMEN			
REF. BY			
HEALTH CHECK UP	DR. SELE	[KIDNEY FUNCTION TEST]	

TEST NAME	VALUE	UNITS	NORMAL RANGE
UREA	28.0	mg/dl	13.00 - 43.00
BLOOD UREA NITROGEN	13.08	md/dl	3.00 - 23.20
CREATININE	1.04	mg/dl	0.60-1.40
URIC ACID	5.12	mg/dl	MALES : 3.40 - 7.00 FEMALES : 2.40 - 6.5
CALCIUM	8.90	mg/dl	8.50 - 11.0
SODIUM	140.2	mmol/L	135.00 - 145.00
POTASSIUM	4.06	mmol/L	3.50 - 5.10
CHLORIDE	102.5	mEq/L	97.00 - 111.00

*PLEASE CORRELATE WITH CLINICAL CONDITIONS.
 (METHOD : PHOTOMETRY .)



DR.V.TIWARI (MBBS,MD),LAB HEAD



CONSULTANT PATHOLOGIST.

* This test has been Processed at this Lab , *This test Results are to used for help in diagnosing medical disease



Juran Chapra, Main Road
(Near Apex Hospital), Muzaffarpur
9334191831, 8936818153
Sunrisepathology2018@gmail.com

PATIENT ID	PTR-006487	COLLECTED ON	13-01-2024
PATIENT NAME	Mr. CHANDRA PIYUSH	RECEIVED ON	13-01-2024/
AGE / SEX	34 Year-Male	REPORTING ON	20-01-2024/04:47PM
MOBILE NO.		BARCODE	240113003
SPECIMEN			
REF. BY	HEALTH CHECK UP		
REF. DOCTOR	DR. SELF	[BLOOD GLUCOSE]	

TEST NAME	VALUE	UNITS	NORMAL RANGE
BLOOD GLUCOSE (F) <small>(METHOD : PHOTOMETRY)</small>	72	mg/dL	70.00 - 110.00
BLOOD GLUCOSE (PP) <small>(METHOD : PHOTOMETRY)</small>	116	mg/dL	100.00 - 140.00

Comments:-

Screening and diagnosis of Diabetes Mellitus.
Control of Diabetes Mellitus.
Increased Levels - Diabetes Mellitus, Hyperthyroidism, Hyperadrenalism & Certain Liver diseases.
Decreased levels:- Insulinoma, Hypothyroidism, Hypopituitarism.
Notes - Please correlate with clinical condition and drug history

(METHOD : PHOTOMETRY)


DR.V.TIWARI (MBBS,MD),LAB HEAD

CONSULTANT PATHOLOGIST.

* This test has been Processed at this Lab , *This test Results are to used for help in diagnosing medical disease



Juran Chapra, Main Road
(Near Apex Hospital), Muzaffarpur
9334191831, 8936818153
Sunrisepathology2018@gmail.com

PATIENT ID	PTR-006487	COLLECTED ON	13-01-2024
PATIENT NAME	Mr. CHANDRA PIYUSH	RECEIVED ON	13-01-2024/
AGE / SEX	34 Year-Male	REPORTING ON	20-01-2024/04:47PM
MOBILE NO.		BARCODE	240113003
SPECIMEN			
REF. BY	HEALTH CHECK UP		
REF. FOR	DR SELF	[EXAMINATION OF URINE ROUTINE]	

TEST NAME	VALUE	UNITS	NORMAL RANGE
PHYSICAL .			
QUANTITY	20	ml	
COLOUR.	Pale yellow		
APPEARANCE	Clear		CLEAR
SEDIMENT	Nil		ABSENT
SPECIFIC GRAVITY	1.020		1.01 - 1.030
CHEMICAL.			
REACTION PH	6.5		4.50 - 8.00
PROTEIN .	NOT DETECTED		NOT DETECTED
GLUCOSE	NOT DETECTED		NOT DETECTED
BLOOD	NOT DETECTED		NOT DETECTED
KETONE	NOT DETECTED		NOT DETECTED
NITRITE	NOT DETECTED		NOT DETECTED
BILIRUBIN	NOT DETECTED		NOT DETECTED
UROBILINOGEN	NOT DETECTED		NOT DETECTED
MICROSCOPY .			
PUS CELLS	2-4	/hpf	0-4/HPF
R.B.C.	NOT DETECTED	/hpf	
EPITHELIAL CELLS	2-3	/hpf	0-3/HPF
CAST	NOT DETECTED		NOT DETECTED
CREASTAL	NOT DETECTED		NOT DETECTED
BACTERIA	NOT DETECTED		NOT DETECTED
OTHERS	-		NOT DETECTED




*PLEASE CORRELATE WITH CLINICAL CONDITIONS.

DR.V.TIWARI (MBBS,MD),LAB HEAD

CONSULTANT PATHOLOGIST.

* This test has been Processed at this Lab , *This test Results are to used for help in diagnosing medical disease



 Juran Chapra, Main Road
(Near Apex Hospital), Muzaffarpur
 9334191831, 8936818153
 Sunrisepathology2018@gmail.com

PATIENT ID	PTR-006487	COLLECTED ON	13-01-2024
PATIENT NAME	Mr. CHANDRA PIYUSH	RECEIVED ON	13-01-2024/
AGE / SEX	34 Year-Male	REPORTING ON	20-01-2024/04:47PM
MOBILE NO.		BARCODE	240113003
SPECIMEN			
REF. BY			
HEALTH CHECK UP	DR SELF		

TEST NAME	VALUE	UNITS	NORMAL RANGE
GLYCOSYLATED HAEMOGLOBIN	4.96	%	

Test : GLYCOSYLATED HAEMOGLOBIN.(HBA1c)

REFERENCE VALUE :

NORMAL :	0 - 6.00
NON DIABETIC CONTROL :	6.00 - 7.00
GOOD DIABETIC CONTROL :	7.00 - 8.00
FAIR DIABETIC CONTROL :	8.00 - 10.00
POOR DIABETIC CONTROL :	ABOVE - 10.00




(METHOD : H. P. L. C.)

DR.V.TIWARI (MBBS,MD),LAB HEAD

CONSULTANT PATHOLOGIST.

* This test has been Processed at this Lab , *This test Results are to used for help in diagnosing medical disease



 Juran Chapra, Main Road
 (Near Apex Hospital), Muzaffarpur
 9334191831, 8936818153
 Sunrisepathology2018@gmail.com

PATIENT ID	PTR-006487	COLLECTED ON	13-01-2024
PATIENT NAME	Mr. CHANDRA PIYUSH	RECEIVED ON	13-01-2024/
AGE / SEX	34 Year-Male	REPORTING ON	20-01-2024/04:47PM
MOBILE NO.		BARCODE	240113003
SPECIMEN			
REF. BY			
HEALTH CHECK UP	DR. SELE		
REF. DOCTOR			

TEST NAME	VALUE	UNITS	NORMAL RANGE
GAMA GLUTAMY TRANSFERASE (METHOD : PHOTOMETRY)	42.1	U / L	0-50






DR.V.TIWARI (MBBS,MD),LAB HEAD



CONSULTANT PATHOLOGIST.

* This test has been Processed at this Lab , *This test Results are to used for help in diagnosing medical disease



 Juran Chapra, Main Road
(Near Apex Hospital), Muzaffarpur
 9334191831, 8936818153
 Sunrisepathology2018@gmail.com

PATIENT ID	PTR-006487	COLLECTED ON	13-01-2024
PATIENT NAME	Mr. CHANDRA PIYUSH	RECEIVED ON	13-01-2024/
AGE / SEX	34 Year-Male	REPORTING ON	20-01-2024/04:47PM
MOBILE NO.		BARCODE	240113003
SPECIMEN			
REF. BY			
HEALTH CHECK UP	DR SELF		
REF. DOCTOR			

TEST NAME	VALUE	UNITS	NORMAL RANGE
ERYTHROCYTE SEDIMENTATION RATE	18	mm / hr	0 - 20

COMMENTS :-

An ESR does not specifically diagnose any diseases, but it can provide information about whether or not there is inflammation in your body.

If your results are not in the normal range, it doesn't necessarily mean you have a medical condition that requires treatment. A moderate ESR may indicate pregnancy, menstruation, or anemia, rather than an inflammatory disease. Certain medicines and supplements can also affect your results. These include birth control, contraceptives, aspirin, cortisone, and vitamin A. Be sure to tell your health care provider about any drugs or supplements you are taking.

(METHOD : DONE BY AUTOMETED ESR ANYLAZER)






DR.V.TIWARI (MBBS,MD),LAB HEAD



CONSULTANT PATHOLOGIST.

* This test has been Processed at this Lab , *This test Results are to used for help in diagnosing medical disease



 Juran Chapra, Main Road
 (Near Apex Hospital), Muzaffarpur
 9334191831, 8936818153
 Sunrisepathology2018@gmail.com

PATIENT ID	PTR-006487	COLLECTED ON	13-01-2024
PATIENT NAME	Mr. CHANDRA PIYUSH	RECEIVED ON	13-01-2024/
AGE / SEX	34 Year-Male	REPORTING ON	20-01-2024/04:47PM
MOBILE NO.		BARCODE	240113003
SPECIMEN			
REF. BY			
HEALTH CHECK UP	DR. SELE		
REF. DOCTOR			

TEST NAME	VALUE	UNITS	NORMAL RANGE
BLOOD GROUP			
BLOOD GROUP	"O"		
RH TITRATION	Positive		




DR.V.TIWARI (MBBS,MD),LAB HEAD



CONSULTANT PATHOLOGIST.

* This test has been Processed at this Lab , *This test Results are to used for help in diagnosing medical disease



 Juran Chapra, Main Road
 (Near Apex Hospital), Muzaffarpur
 9334191831, 8936818153
 Sunrisepathology2018@gmail.com

PATIENT ID	PTR-006487	COLLECTED ON	13-01-2024
PATIENT NAME	Mr. CHANDRA PIYUSH	RECEIVED ON	13-01-2024/
AGE / SEX	34 Year-Male	REPORTING ON	20-01-2024/04:47PM
MOBILE NO.		BARCODE	240113003
SPECIMEN			
REF. BY			
HEALTH CHECK UP			
REF. DOCTOR	DR. SELE		

TEST NAME	VALUE	UNITS	NORMAL RANGE
STOOL EXAMINATION ROUTINE			
COLOUR	Yellowish		
Form and Consistency	Semi Solid		Semi Solid
mucus	Absent		ABSENT
VISIBLE BLOOD	Absent		ABSENT
REACTION	Alkaline		ALKALINE
PUS CELLS	0-1	/hpf	0-5
RBC	NOT DETECTED	/hpf	NOT DETECTED
CYSTS	NOT SEEN		NOT SEEN
Occult Blood	-		NOT SEEN
OTHER OBSERVATIONS	-		NOT SEEN
OVA	NOT SEEN		NOT SEEN
REDUCING SUGAR	NOT DETECTED		NOT DETECTED
UNDIGESTED FOOD PARTICLES	Present		






DR. V. TIWARI (MBBS, MD), LAB HEAD



CONSULTANT PATHOLOGIST.

* This test has been Processed at this Lab , *This test Results are to be used for help in diagnosing medical disease



 Juran Chapra, Main Road
 (Near Apex Hospital), Muzaffarpur
 9334191831, 8936818153
 Sunrisepathology2018@gmail.com

PATIENT ID	PTR-006487	COLLECTED ON	13-01-2024
PATIENT NAME	Mr. CHANDRA PIYUSH	RECEIVED ON	13-01-2024/
AGE / SEX	34 Year-Male	REPORTING ON	20-01-2024/04:47PM
MOBILE NO.		BARCODE	240113003
SPECIMEN			
REF. BY			
HEALTH CHECK UP	DR. SELE		
REF. DOCTOR			

TEST NAME	VALUE	UNITS	NORMAL RANGE
URINE SUGAR(FASTING)	NOT DETECTED		NOT DETECTED






DR.V.TIWARI (MBBS,MD),LAB HEAD



CONSULTANT PATHOLOGIST.

* This test has been Processed at this Lab , *This test Results are to used for help in diagnosing medical disease



 Juran Chapra, Main Road
 (Near Apex Hospital), Muzaffarpur
 9334191831, 8936818153
 Sunrisepathology2018@gmail.com

PATIENT ID	PTR-006487	COLLECTED ON	13-01-2024
PATIENT NAME	Mr. CHANDRA PIYUSH	RECEIVED ON	13-01-2024/
AGE / SEX	34 Year-Male	REPORTING ON	20-01-2024/04:47PM
MOBILE NO.		BARCODE	240113003
SPECIMEN			
REF. BY			
HEALTH CHECK UP	DR. SELE		
REF. DOCTOR			

TEST NAME	VALUE	UNITS	NORMAL RANGE
URINE SUGAR(PP)	NOT DETECTED		NOT DETECTED



DR.V.TIWARI (MBBS,MD),LAB HEAD



CONSULTANT PATHOLOGIST.

* This test has been Processed at this Lab , *This test Results are to used for help in diagnosing medical disease