

**Health Check up Booking Confirmed Request(bobS8893),Package Code-
PKG10000477, Beneficiary Code-306066**

1 message

Mediwheel <wellness@mediwheel.in>
To: healthcheckup.nmh@gmail.com
Cc: customercare@mediwheel.in

17 February 2024 at 17:38

**Mediwheel**
Your wellness partner

011-41195959

Hi Narayan Memorial Hospital,

We have received the confirmation for the following booking. Please provide your confirmation by clicking on the yes and no button.

Hospital Package Name : Mediwheel Full Body Health Checkup Female Above 40
Patient Package Name : Mediwheel Full Body Health Checkup Female Above 40
Package Code : PKG10000477
Contact Details : 8017701479 *9am @*
Email : rakesh.sinha3@bankofbaroda.co.in
Booking Date : 09-02-2024
Appointment Date : 24-02-2024
Confirmation Status : Booking Confirmed
Preferred Time :

Member Information		
Booked Member Name	Age	Gender
Neetu Sinha	41 year	Female

We request you to facilitate the employee on priority.

Thanks,
Mediwheel Team

You have received this mail because your e-mail ID is registered with This is a system-generated e-mail Arcofemi Healthcare Limited, please don't reply to this message.

Please visit to our Terms & Conditions for more informaion. This email is recieved because you are register with us Click here to unsubscribe.

Ascofemi (credit - 2500/-)

USG CW/A(S), USG Both Breast(S), TMT OR,
ECHO(S), Xray chest
PA.
ECG.

G. Med, eye, Dental, Gynaec.




राज्य सरकार
Government of Odisha

Address on Aadhaar: 150802044





Name: Disha
 DOB: 21/02/1982
 Female

आधर कार्ड के प्रयोग में, यह सिद्ध होना आवश्यक है कि यह व्यक्ति का पहचान (जन्म तिथि, लिंग, पता) सत्यापित करने के लिए है। यह कार्ड नागरिकता का प्रमाण नहीं है।
 Aadhaar is proof of identity, not of citizenship or date of birth. It should be used with verification (online authentication, or scanning of QR code / offline KMS).

9544 0621 0335

मेरा आधार, मेरी पहचान

Nitu Sinha




राज्य सरकार
Government of India

Address: C/O Rakesh Kumar Disha, SFC, M.G. ROAD, Handigpur, PO Handigpur, DIST South 24 Parganas, West Bengal, 700002



9544 0621 0335

1847 helpline@uidai.gov.in www.uidai.gov.in



NARAYAN MEMORIAL HOSPITAL

(A Unit of Narayan Health Services Pvt.Ltd.)

601 Diamond Harbour Road, Kolkata: 700034, Phone: +91 33 6640 0000, 62921 95051
Email: contact@nmh.org.in | Website: www.narayanmemorialhospital.com

Credit Tax Invoice

PHID : NMHK.2403862
Patient Name : Mrs. NEETU SINHA
Age/Sex : 42 Year(s) / Female
Company : ArcoFemi Healthcare Ltd.
Patient Address : TITAS APT,91/C M.G.ROAD ,NEAR
KARUNAMOYEE ,, SOUTH 24 PARGANAS, West
Bengal, 700082

Bill Date : 24/02/2024 09:22AM
Bill No : OPCR11257
Receipt No :
Referred By : NMH
GSTNo : 19AACCN1707E125
Mobile No : 801770179

Sl.No	Services	Qty	Price (Rs.)	Dis Amt(Rs.)	Amt(Rs.)	Net Amt(Rs.)
1	HEALTH CHECKUPS Mediwheel Full Body Health Checkup Female Above 40	1	2500	0.00	2500	2,500.00

Bill Amount : 2500.00
To be paid by company : 2500.00

Sum of Rs. 2500.00
2500.00 to be paid by ArcoFemi Healthcare Ltd.

Cashier
Jayashree Hira

Report Despatch: On date of delivery 6.30 pm to 8 pm, Next Day: 12pm-4pm (incl.Sundays&Holidays).
Delivery Date is Valid only if Sample Given/test is done on Billing Date,before 1PM
If sample given on Sunday,report will delivered on Monday 6.30pm-8pm

Narayan Memorial Hospital

(A Unit of Narayan Health Services Pvt. Ltd.)

CIN No. : U85110WB2005PTC104884

GSTIN No. : 19AACCN1707E1Z5



LABORATORY INVESTIGATION REPORT

Patient Name : Mrs. NEETU SINHA
UHID : NMHK.2403862
Episode : OP
Ref. Doctor : NMH
Address : TITAS APT,91/C M.G.ROAD ,NEAR KARUNAMOYEE
SOUTH 24 PARGANAS,West Bengal ,700062

Age/Sex : 42 Year(s) / Female
Order Date : 24/02/2024 09:22
Mobile No : 801770179
DOB : 21/02/1982
Facility : NARAYAN MEMORIAL HOSPITAL

Hematology

INVESTIGATION	RESULTS	UNITS	BIOLOGICAL REF RANGE
Sample No. : 07H010308	Collect on Date : 24/02/24 09:44	Ark. Date : 24/02/2024 10:42	Report Date : 24/02/24 12:31

BLOOD GROUPING & Rh TYPING

SAMPLE : EDTA BLOOD

BLOOD GROUP

Method - Agglutination forward & Reverse

'B'

RH TYPE

POSITIVE

COMPLETE HAEMOGRAM (CBC)

SAMPLE : EDTA BLOOD

HAEMOGLOBIN (HB)

Method - Colorimetric method (Cyr Meth)

12.2

gm/dl

12 - 15

RBC COUNT

Method - Electrical Impedance Method

4.8

$\times 10^6/\mu\text{l}$

3.8 - 4.8

TOTAL WBC COUNT

Method - Electrical Impedance Method

6.0

$10^3/\text{cmm}$

4 - 10

PLATELET COUNT

Method - Electrical Impedance Method

200

$10^3/\text{cmm}$

150 - 410

PCV

Method - RBC pulse ht. detection method

38

%

36 - 46

MCV

Method - calculated

79 ∇ (L)

fL

83 - 101

MCH

Method - Calculated

25 ∇ (L)

pg

27 - 32

MCHC

Method - Calculated

32

gm/dl

31.5 - 34.5

ESR

Method - Modified Westergren Method

45 \blacktriangle (H)

%

0 - 12

DIFFERENTIAL COUNT

Method - Microscopy

NEUTROPHILS

Method - Microscopy

68

%

40 - 80

LYMPHOCYTES

Method - Microscopy

23

%

20 - 40

MONOCYTES

Method - Microscopy

06

%

2 - 10

EOSINOPHILS

Method - Microscopy

03

%

1 - 6

BASOPHILS

Method - Microscopy

00

%

0 - 2

PERIPHERAL BLOOD SMEAR

Registered Office
582, Diamond Harbour Road
Behala, Kolkata - 700 034

Corporate Office
Behala Mantion, 85, (Mail - 601)
Diamond Harbour Road, Kolkata - 700 034

www.narayanmemorialhospital.com

Follow us on

Ph : 033-6640-0000 | Mob : +91-62921-95051 | E-mail : contact@nmh.org.in

Narayan Memorial Hospital

(Unit of Narayan Health Services Pvt. Ltd.)
CIN No. : U85110WB2005PTC104884
GSTIN No. : 19AAACN1787E1Z5



LABORATORY INVESTIGATION REPORT

Patient Name	: Mrs. NEETU SINHA	Age/Sex	: 42 Year(s) / Female
UNED	: NMHK.2403862	Order Date	: 24/02/2024 09:22
Episode	: OP	Mobile No	: 901770179
Ref. Doctor	: RPH	DOB	: 21/02/1982
Address	: TITAS APT,91/C M.G.ROAD ,NEAR KARUNAMOYEE SOUTH 24 PARGANAS,West Bengal ,700082	Facility	: NARAYAN MEMORIAL HOSPITAL

RBC

Predominantly normocytic
normochromic, few
microcytes seen.

WBC

Within normal limits.

PLATELET

Adequate.

End of Report

Dr. MADAN CHAKRABORTY
MBBS, MD(PATH)
(CONSULTANT PATHOLOGIST)

Checked By



LABORATORY INVESTIGATION REPORT

Patient Name	: Mrs. NEETU SINHA	Age/Sex	: 42 Year(s) / Female
UHID	: NPHK.2403862	Order Date	: 24/02/2024 09:22
Episode	: OP	Mobile No	: 801770179
Ref. Doctor	: NPH	DOB	: 21/02/1982
Address	: TITAS APT, 81/C M.G.ROAD, NEAR KARUNAMOYEE, SOUTH 24 PARGANAS, West Bengal, 700082	Facility	: NARAYAN MEMORIAL HOSPITAL

Biochemistry

TEST NAME	RESULT	UNITS	REFERENCE RANGE
Sample No. : 00000001	Collection Date : 24/02/24 09:24	Ref. Date : 24/02/2024 12:13	Report Date : 24/02/24 14:38

SERUM CREATININE

SAMPLE : SERUM

SERUM CREATININE

Method - Jaffe-Gal7 Computerized

0.7

mg/dl

0.5 - 0.9

LIVER FUNCTION TEST (LFT)

SAMPLE : SERUM

TOTAL BILIRUBIN

Method - Diazo Method

0.5

mg/dl

0 - 1.1

DIRECT BILIRUBIN

Method - Diazo Method

0.2

mg/dl

0 - 0.2

INDIRECT BILIRUBIN

Method - Calculated

0.3

mg/dl

0.2 - 0.8

SGPT (ALT)

Method - JPC Without Pyridoxal Phosphate

12

U/L

0 - 34

SGOT (AST)

Method - JPC Without Pyridoxal Phosphate

15

U/L

0 - 31

ALKALINE PHOSPHATASE

Method - JPC

47 * (H)

U/L

53 - 128

TOTAL PROTEIN

Method - Buret

7.3

g/dl

6.4 - 8.2

ALBUMIN

Method - Bromocresol Green

5.0

gm/dl

3.5 - 5.2

GLOBULIN

Method - Calculated

2.3

g/dl

2 - 3.5

ALBUMIN:GLOBULIN

Method - Calculated

2.2

-

1.1 - 2.5

GGT

Method - Enzymatic colorimetric assay

10

U/L

5 - 36

BLOOD UREA NITROGEN

BLOOD UREA NITROGEN

Method - Calculated

15.8

mg/dl

6 - 20

LIPID PROFILE

SAMPLE : SERUM

TOTAL CHOLESTEROL

Method - Oxo-AP

183

mg/dl

Desirable <200 |
Borderline 200-239 |
High >=240

HDL CHOLESTEROL

Method - Homogenous Enzymatic Colorimetric

47

mg/dl

40 - 60

Registered Office :
582, Diamond Harbour Road
Behala, Kolkata - 700 034
Ph : 033 6840 0000 | Mob : +91 82971 86051 | E-mail : contact@nmh.org.in

Corporate Office :
Behala Mantion, 85, (Mat - 601)
Diamond Harbour Road, Kolkata - 700 034

www.narayanmemorialhospital.com

Follow us on

NARAYAN MEMORIAL HOSPITAL
 (A Unit of Narayan Health Services Pvt. Ltd.)
 Behala Mantion, 85, (Mat - 601), Diamond Harbour Road, Kolkata - 34



LABORATORY INVESTIGATION REPORT

Patient Name	: Mrs. NEETU SINGHA	Age/Sex	: 42 Year(s) / Female
UHID	: NPHK2402862	Order Date	: 24/02/2024 09:22
Episode	: OP	Mobile No	: 901770179
Ref. Doctor	: NPH	DOB	: 21/03/1982
Address	: TITAS APT, 91/C M.G. ROAD, NEAR KARUNAMOYEE, SOUTH 24 PARGANAS, West Bengal, 700023		
		Facility	: NARAYAN MEMORIAL HOSPITAL

LDL CHOLESTEROL Method - Homogenous Drymate Colorimetric	117	mg/dl	Optimal < 100 Borderline 130 - 159 High > 160
VLDL Method - OROSCA4100	19	mg/dl	0 - 30
CHOLESTEROL-HDL RATIO	3.89	-	
LDL-HDL RATIO	2.49	-	
TRIGLYCERIDES Method - Drymate Colorimetric	83	mg/dl	< 150
URIC ACID SAMPLE : SERUM			
URIC ACID Method - Drymate Colorimetric	5.0	mg/dl	2.4 - 5.7
BUN / CREATINE RATIO SAMPLE : SERUM			
BUN / CREATINE RATIO	22.7		
GLYCOSYLATED HAEMOGLOBIN (HBA1C) SAMPLE : EDTA BLOOD			
HBA1C	5.1		

Interpretation & Remark:

- HbA1c is used for monitoring diabetic control. It reflects the estimated average glucose.
- HbA1c has been endorsed by clinical groups & American Diabetes Association guidelines 2017, for diagnosis of diabetes using a cut-off point of 6.5%.
- Trends in HbA1c are a better indicator of diabetic control than a solitary test.
- Low HbA1c in a non-diabetic individual are often associated with systemic inflammatory diseases, chronic anaemia (Specially severe iron deficiency anaemia & haemolytic), chronic renal failure and liver diseases. Clinical correlation suggested.
- Interference of Haemoglobinopathies in HbA1c estimation.
 - A. For HbF > 25%, an alternate platform (Fructosamine) is recommended for testing of HbA1c.
 - B. Homozygous hemoglobinopathy is detected, fructosamine is recommended for monitoring diabetic status.
 - C. Heterozygous state detected (D10) turbo is corrected for HbS and HbC trait.
- For known diabetic patients, following values can be considered as a tool for monitoring the glycemic control.

Excellent Control - 6 - 7 %
 Fair to Good Control - 7 - 8 %
 Unsatisfactory Control - 8 - 10 %
 Poor Control - > 10 %

Note : Hemoglobin electrophoresis (HPLC method) is recommended for detecting hemoglobinopathy.

BLOOD SUGAR(F)

Registered Office: 562, Diamond Harbour Road, Behala, Kolkata - 700 034
 Corporate Office: Behala Marton, 85, (Mal - 601), Diamond Harbour Road, Kolkata - 700 034

www.narayanmemorialhospital.com

Ph: 033-6640-0000 | Mob: +91-90177-0179 | E-mail: r.nphk@nphk.org.in

Follow us on:

NARAYAN MEMORIAL HOSPITAL



LABORATORY INVESTIGATION REPORT

Patient Name : Mrs. NEETU SINHA	Age/Sex : 42 Year(s) / Female
UHID : NP9K2403862	Order Date : 24/02/2024 09:22
Episode : OP	Mobile No : 801770179
Ref. Doctor : NPH	DOB : 21/02/1982
Address : TITAS APT, 91/C M.G. ROAD, NEAR KARIJNAHOYE, SOUTH 24 PARGANAS, West Bengal, 700082	Facility : NARAYAN MEMORIAL HOSPITAL

SAMPLE : PLASMA

BLOOD SUGAR FASTING 108 mg/dl 70 - 109
Method - Hexokinase

BLOOD SUGAR(PP)

SAMPLE : PLASMA

BLOOD SUGAR PP 116 mg/dl 70 - 140
Method - Hexokinase

End of Report

Dr. S. Chatterjee
MD, MBBS, FAAC
(CONSULTANT BIOCHEMIST)

Checked By



LABORATORY INVESTIGATION REPORT

Patient Name :	Mrs. NEETU SINHA	Age/Sex :	42 Year(s) / Female
UHID :	NPHK.2403862	Order Date :	24/02/2024 09:22
Episode :	OP	Mobile No :	801770179
Ref. Doctor :	NMH	DOB :	21/02/1982
Address :	TITAS APT,91/C M.G.ROAD, NEAR KARUNAMOYEE, SOUTH 24 FARGANAS, West Bengal, 700082	Facility :	NARAYAN MEMORIAL HOSPITAL

Immunology

INVESTIGATION	RESULTS	UNITS	REFERENCE RANGE
Sample No. : 07001408	Collection Date : 24/02/2024 09:44	Recd Date : 24/02/2024 09:11	Recd Date : 24/02/24 14:39

THYROID FUNCTION TEST

SAMPLE : SERUM

TEST	RESULT	UNIT	REFERENCE RANGE
T3 Method - ECLIA	1.32	ng/ml	0.60 - 1.80
T4 Method - ECLIA	7.88	ug/dL	5.40 - 11.70
TSH Method - ECLIA	4.02	uIU/ml	Adult Male - 0.27-5.50 Adult Female - 0.27-5.50 Newborns - <25 Upto 12 years - 0.3-5

Interpretations:

- For diagnostic purposes, the result should always be assessed in conjunction with the patient's medical history, clinical examinations and other findings.
- The assay is unaffected by icterus (Bilirubin < 701 $\mu\text{mol/L}$ or < 41 mg/dL), hemolysis (Hb < 0.621 mmol/L or < 1 g/dL), lipemia (Intralipid < 1500 mg/dL), biotin (< 102 nmol/L or < 25 ng/ml), IgG < 2 g/dL and IgM < 0.5 g/dL.)
- There is no high dose hook effect at TSH concentrations upto 1000 $\mu\text{mol/ml}$.
- TSH values may be transiently altered because of non thyroidal illness like several infections, liver disease, renal and heart failure, several burns, trauma and surgery etc. Drugs that decrease TSH values e.g. L-thyopa, Glucocorticoid drugs that increase TSH values e.g. Iodine, Lithium, Amiodarone.
- The assay is unaffected by icterus (bilirubin < 633 $\mu\text{mol/L}$ or < 37 mg/dL), hemolysis (Hb < 1.4 mmol/L or < 2.3 g/dL), lipemia (triglycerides < 28.5 mmol/L or 2500 mg/dL) and biotin (< 409 nmol or < 100 ng/ml).
- The assay is unaffected by icterus (bilirubin < 599 $\mu\text{mol/L}$ or < 35 mg/dL), hemolysis (Hb < 1.2 mmol/L or < 2.0 g/dL), lipemia (Intralipid < 1800 mg/dL) and biotin (< 123 nmol or < 30 ng/ml).

End of Report

Dr. S. Chatterjee
 MD, MBBS, FAACC
 (CONSULTANT BIOCHEMIST)

Checked By

Registered Office :
 582, Diamond Harbour Road,
 Behala, Kolkata - 700 034

Corporate Office :
 Behala Manton, B5, (Mail - 801)
 Diamond Harbour Road, Kolkata - 700 034

Ph : 033 6640 0000 | Mob : +91 82921 96051 | E-mail : contact@nmh.org.in

www.narayanmemorialhospital.com

Follow us on

Follow us on

NARAYAN MEMORIAL HOSPITAL



Narayan Memorial Hospital

(A Unit of Narayan Health Services Pvt. Ltd.)

CIN No. : UB5110WB2005PTC104884

GSTIN No. : 19AACCH1707E1Z5



DIAGNOSTICS REPORT

Patient Name	: Mrs. NEETU SINHA	Order Date	: 24/02/2024 09:22
Age/Sex	: 42 Year(s)/Female	Report Date	: 25/02/2024 15:21
UHID	: NMHK.2403862	Facility	: NARAYAN MEMORIAL HOSPITAL
Ref. Doctor	:	Mobile	: 801770179
Address	: TITAS APT,91/C M.G.ROAD ,NEAR KARUNAMOYEE ,SOUTH 24 PARGANAS, West Bengal, 700082		

USG REPORT OF BREAST(SCREENING)

Both breasts were scanned quadrantwise using a high frequency probe.

Both breasts revealed normal parenchymal echotexture.

No obvious focal mass lesion seen.

No microcalcifications are seen.

Bilateral retroareolar regions appear normal.

No significant enlarged lymph nodes seen in either axillary region.

IMPRESSION :No obvious abnormality seen in either breast.

Please correlate clinically.

Dr. MADHUSHREE RAY NASKAR
MBBS, DMRD

Consultant Radiologist
RegNo: 57032

Registered Office:
562, Diamond Harbour Road
Behala, Kolkata - 700 044

Corporate Office:
Behala Main, 85, (Mail - 801)
Diamond Harbour Road, Kolkata - 700 044

Ph: 033 2641 5000 | Mob: 99142121000 | E-mail: contact@nmh.org.in

www.narayanmemorialhospital.com

Follow us on:

www.narayanmemorialhospital.com



DIAGNOSTICS REPORT

Patient Name : Mrs. NEETU SINHA Age/Sex : 42 Year(s)/Female UHID : NHK.2403962 Ref. Doctor : Address : TITAS APT,91/C M.G.ROAD ,NEAR KARUNAMOYEE ,SOUTH 24 PARGANAS, West-Bengal, 700082	Order Date : 24/02/2024 09:22 Report Date : 25/02/2024 15:20 Facility : NARAYAN MEMORIAL HOSPITAL Mobile : 8017701279
---	--

USG REPORT OF WHOLE ABDOMEN (SCREENING)

LIVER : Liver is normal in size and parenchymal echotexture. Intrahepatic biliary radicles are not dilated.No focal mass lesion is seen.

PORTA :PV : Normal . PV measures 0.7 cm.
CD : Normal . CD measures 0.3 cm.

GALL BLADDER : Gall bladder is normal in size, contour, outline and position. No calculus is seen. Wall thickness is normal.

PANCREAS : Pancreas is normal in size and parenchymal echogenicity. Pancreatic duct is not dilated.

SPLEEN : Spleen is enlarged in size and parenchyma shows normal homogeneous pattern. Spleen measures : 13.2 cm.

KIDNEYS : Both kidneys are normal in size, shape, outline, position and parenchymal echogenicity.
 Cortico medullary differentiation maintained. No evidence of any calculus/ mass / hydronephrosis is seen.
 Right kidney measures : 9.8 cm & Left kidney measures : 10.1 cm.

URINARY BLADDER : Urinary bladder is normal in contour, outline and disension.
 No vesical lesion is seen.

Narayana Memorial Hospital

Narayana Health Services Pvt. Ltd.)

REGISTRATION NO. : U68110WB2005PTC104504

TEL NO. : 984ACCN1707E12B



DIAGNOSTICS REPORT

Patient Name	: Mrs. NEETU SINHA	Order Date	: 24/02/2024 09:22
Age/Sex	: 42 Year(s)/Female	Report Date	: 25/02/2024 15:20
UHID	: NWHK-2403862	Facility	: NARAYANA MEMORIAL HOSPITAL
Ref. Doctor	:	Mobile	: 801770179
Address	: TTAS APT.91/C M.G.ROAD, NEAR KARUNAMOYEE, SOUTH 24 PARGANAS, West Bengal, 700062		

UTERUS : Anteverted, **bulky in size**, normal in shape, outline, position and parenchymal echogenicity. Cavity is empty. Uterus measures 10.1 cm x 5.0 cm x 3.7 cm.

OVARIES : Both ovaries are normal in size, shape and echopattern.
Right ovary : measures 3.2 cm x 1.5 cm. Left ovary : measures 2.9 cm x 1.6 cm.

PERITONEUM : No free fluid is noted.

RETROPERITONEUM : IVC and aorta appear normal. No lymphadenopathy is seen.

IMPRESSION :

- Splenomegaly.
- Bulky uterus.

DR. MADHUSHREE RAY NASKAR
MBBS,DMRD

Consultant Radiologist
RegNo: 57032

Registered Office :

562, Diamond Harbour Road
Burraballi, Kolkata - 700 034

Corporate Office :

Behala Main, 85, (Mal - 601)
Diamond Harbour Road, Kolkata - 700 034

www.narayanamemorialhospital.com

Ph : 917664963096166 299429924-3849420
Email : contact@nmhb.org.in

Facebook Instagram Twitter YouTube

Narayan Memorial Hospital

(A Unit of Narayan Health Services Pvt. Ltd.)

CIN No. : U95110WB2005PTC104884

GSTIN No. : 19AACCN1707E125




DIAGNOSTICS REPORT

Patient Name	: Mrs. NEETU SINGHA	Order Date	: 24/02/2024 09:22
Age/Sex	: 42 Year (M)/Female	Report Date	: 24/02/2024 13:36
UHID	: NMRH.2403062	Facility	: NARAYAN MEMORIAL HOSPITAL
Ref. Doctor	:	Mobile	: 801770179
Address	: TITAG APT, 91/C/M.G.ROAD, NEAR KARUNAMAYEE, SOUTH 24 PARAGANAS, West-Bangal., 700082		

CHEST X-RAY REPORT OF PA VIEW

Lung fields are clear. No focal parenchymal opacity is seen.
No appreciable pleural thickening / calcification is noted.
Costo-phrenic angles are normal.
Cardiac shadow appears normal.
Bilateral hilar shadows are normal.
No obvious bony abnormality is seen.


Dr. Arun Kumar Mazumder

(MBS, MD (Respiratory))
Height: 161cm, 48kg

Registered Office : Corporate Office :
582, Diamond Harbour Road, Behala Mainline-86, (Mse-601)
Behala, Kolkata-700034 24/2, Chhinnai Rajkumar Road, Kolkata - 700 034
Ph : 033 8640 0000 | Mob : +91 62921 96051 | E-mail : contact@nmh.org.in

www.narayanmemorialhospital.com
Follow us on     

Narayan Memorial Hospital

(A Unit of Narayan Health Services Pvt. Ltd.)

CIN No. : UB5110WB32005703194894

GSTIN No. : 19AACDH707E125



5

DIAGNOSTICS REPORT

Order Date	: 24/02/2024 09:22
Report Date	: 24/02/2024 12:18
Facility	: NARAYAN MEMORIAL HOSPITAL
Mobile	: 8017703179
Address	: TITAS APT.91/C M.G.ROAD, NEAR KAJUJAMMOVEE, SOUTH 24 PARGANAS, West Bengal, 700002
Ref. Doctor	:
Age/Sex	: 42 Year(s)/Female
UHD	: NMRK2403812
Patient Name	: Mrs. NEETU SINGHA

ELECTROCARDIOGRAM REPORT (ECG)

HR : 74 bpm

Rhythm : Sinus

P wave : Normal

PR Interval : 168 msec

QRS axis : Normal (38 Degree)

QRS duration : 86 msec

QRS configuration : Normal

T wave : Normal

ST segment : Isoelectric

QTc : 451 msec

QT : 406 msec

IMPRESSION

- Sinus rhythm,
- Within normal limits.

Clinical correlation please.

Dr. Sudip Chakraborty
MBBS, DTP (Preventative Cardiology)
Fellow Clinical

RegNo: 56285

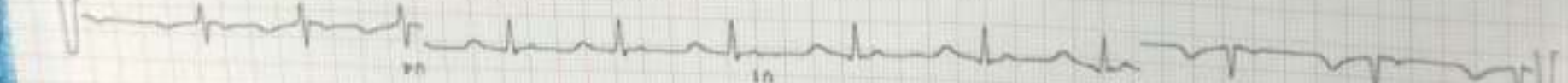

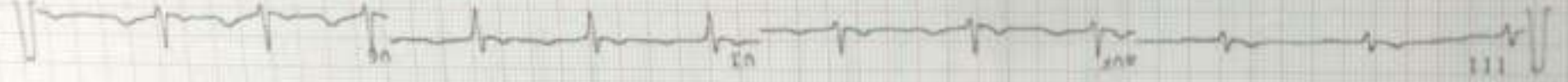
Corporate Office

Registered Office : **Corporate Office**
582, Diamond Harbour Road, **Barisal** - 741001
Burdaha, KOLKATA - 700002
PH: 033 6640 0000 | Mob : +91 82921 95051 | E-mail : contact@nmh.org.in

www.narayanmemorialhospital.com
Print By : Kojan Das
Follow us on



18 mm/s
25 mm



0.25-25 Hz 500 500 24.82 2024 12:17:46
NARAYAN MEMORIAL HOSPITAL, BEHALM

MT-182P108 1.23 CE

HR 74/min
Interval
RR 811 ms
PR 188 ms
QRS 86 ms
QTc 451 ms
(Bazett)
18 mm/s

P (II) 8.14 mV
S (VI) -8.73 mV
R (US) 8.67 mV
Sokol 1.48 mV

P 56
QRS 38
T 29
6.82

UNCOMPLETED REPORT

Follow us on

Narayan Memorial Hospital

(A Unit of Narayan Health Services Pvt. Ltd.)

CIN No. : U65110WB2005PTC104034

GSTIN No. : 19AACCN1707E128



DIAGNOSTICS REPORT

Patient Name	: Mrs. NEETU SINHA	Order Date	: 24/02/2024 09:22
Age/Sex	: 42 Year(s)/Female	Report Date	: 24/02/2024 16:40
UHID	: MNHK2403982	Facility	: NARAYAN MEMORIAL HOSPITAL
Ref. Doctor	:	Mobile	: 801770179
Address	: TITAG APPT 91/C N.G.ROAD, NEAR KARUNAMOYEL, SOUTH 24 PARGANAS, West Bengal, 700042		

REPORT OF ECHO SCREENING

No regional wall motion abnormality at rest.
Normal LV systolic function (LVEF = 68 %).
Normal RV systolic function. (TAPSE = 1.7 cm, RVS' = 0.11 m/s).
Adequate diastolic compliance (E/e' = 11.8, E/A' = 1.61)
No pericardial effusion.
Mild TR. Estimated PAsp = 23 mmHg.
IVC normal diameter & > 50 % respiratory compressibility.
No thrombus, mass / vegetation.

Dr. Sudip Chakraborty
MBBS,DIP (Preventative Cardiology)
Fellow Clinical

Regfor: SC285

Registered Office:

562, Damodar Institute Road,
Berhala, Kolkata - 700 034

Corporate Office:

562, Damodar Institute Road,
Berhala, Kolkata - 700 034

Ph : 033 6640 0000 | Mob: +91 62921 95051 | E-mail: contact@nmh.org.in

Ph : 033 6640 0000 | Mob: +91 62921 95051 | E-mail: contact@nmh.org.in

www.narayanmemorialhospital.com

Follow us on     