

Patient Name : Mr.MAHESH VARMA	Collected : 26/Oct/2024 09:20AM
Age/Gender : 39 Y 6 M 18 D/M	Received : 26/Oct/2024 10:41AM
UHID/MR No : APJ1.0008443986	Reported : 26/Oct/2024 11:25AM
Visit ID : CMYSOPV130890	Status : Final Report
Ref Doctor : Self	Sponsor Name : ARCOFEMI HEALTHCARE LIMITED
Emp/Auth/TPA ID : 22E36303	

DEPARTMENT OF HAEMATOLOGY

PERIPHERAL SMEAR , WHOLE BLOOD EDTA



Dr. PAVAN KUMAR M
M.B.B.S,M.D(Pathology)
Consultant Pathologist

SIN No:MYS241001461



Patient Name : Mr.MAHESH VARMA	Collected : 26/Oct/2024 09:20AM
Age/Gender : 39 Y 6 M 18 D/M	Received : 26/Oct/2024 10:41AM
UHID/MR No : APJ1.0008443986	Reported : 26/Oct/2024 02:01PM
Visit ID : CMYSOPV130890	Status : Final Report
Ref Doctor : Self	Sponsor Name : ARCOFEMI HEALTHCARE LIMITED
Emp/Auth/TPA ID : 22E36303	

DEPARTMENT OF HAEMATOLOGY

ARCOFEMI - MEDIWHEEL - FULL BODY ANNUAL PLUS MALE - 2D ECHO - PAN INDIA - FY2324

Test Name	Result	Unit	Bio. Ref. Interval	Method
HEMOGRAM , WHOLE BLOOD EDTA				
HAEMOGLOBIN	16.9	g/dL	13-17	Spectrophotometer
PCV	50.60	%	40-50	Electronic pulse & Calculation
RBC COUNT	5.51	Million/cu.mm	4.5-5.5	Electrical Impedance
MCV	92	fL	83-101	Calculated
MCH	30.8	pg	27-32	Calculated
MCHC	33.4	g/dL	31.5-34.5	Calculated
R.D.W	12.3	%	11.6-14	Calculated
TOTAL LEUCOCYTE COUNT (TLC)	6,290	cells/cu.mm	4000-10000	Electrical Impedance
DIFFERENTIAL LEUCOCYTIC COUNT (DLC)				
NEUTROPHILS	43	%	40-80	Electrical Impedance
LYMPHOCYTES	45	%	20-40	Electrical Impedance
EOSINOPHILS	6	%	1-6	Electrical Impedance
MONOCYTES	5	%	2-10	Electrical Impedance
BASOPHILS	1	%	0-2	Electrical Impedance
ABSOLUTE LEUCOCYTE COUNT				
NEUTROPHILS	2704.7	Cells/cu.mm	2000-7000	Calculated
LYMPHOCYTES	2830.5	Cells/cu.mm	1000-3000	Calculated
EOSINOPHILS	377.4	Cells/cu.mm	20-500	Calculated
MONOCYTES	314.5	Cells/cu.mm	200-1000	Calculated
BASOPHILS	62.9	Cells/cu.mm	0-100	Calculated
Neutrophil lymphocyte ratio (NLR)	0.96		0.78- 3.53	Calculated
PLATELET COUNT	227000	cells/cu.mm	150000-410000	Electrical impedance
ERYTHROCYTE SEDIMENTATION RATE (ESR)	12	mm at the end of 1 hour	0-15	Modified Westergren
PERIPHERAL SMEAR				

R.B.C: Majority are normocytic normochromic.
W.B.C: Are normal in number,morphology and distribution.
Platelets: Adequate and are seen in singles and clumps.
Hemoparasites: Not seen.

Dr. PAVAN KUMAR M
M.B.B.S,M.D(Pathology)
Consultant Pathologist

SIN No:MYS241001461



Patient Name : Mr.MAHESH VARMA	Collected : 26/Oct/2024 09:20AM
Age/Gender : 39 Y 6 M 18 D/M	Received : 26/Oct/2024 10:41AM
UHID/MR No : APJ1.0008443986	Reported : 26/Oct/2024 02:01PM
Visit ID : CMYSOPV130890	Status : Final Report
Ref Doctor : Self	Sponsor Name : ARCOFEMI HEALTHCARE LIMITED
Emp/Auth/TPA ID : 22E36303	

DEPARTMENT OF HAEMATOLOGY

ARCOFEMI - MEDIWHEEL - FULL BODY ANNUAL PLUS MALE - 2D ECHO - PAN INDIA - FY2324

IMPRESSION: NORMOCYTIC NORMOCHROMIC BLOOD PICTURE.



Dr. PAVAN KUMAR M
M.B.B.S,M.D(Pathology)
Consultant Pathologist

SIN No:MYS241001461



Patient Name : Mr.MAHESH VARMA	Collected : 26/Oct/2024 09:20AM
Age/Gender : 39 Y 6 M 18 D/M	Received : 26/Oct/2024 10:41AM
UHID/MR No : APJ1.0008443986	Reported : 26/Oct/2024 12:55PM
Visit ID : CMYSOPV130890	Status : Final Report
Ref Doctor : Self	Sponsor Name : ARCOFEMI HEALTHCARE LIMITED
Emp/Auth/TPA ID : 22E36303	

DEPARTMENT OF HAEMATOLOGY

ARCOFEMI - MEDIWHEEL - FULL BODY ANNUAL PLUS MALE - 2D ECHO - PAN INDIA - FY2324

Test Name	Result	Unit	Bio. Ref. Interval	Method
BLOOD GROUP ABO AND RH FACTOR , WHOLE BLOOD EDTA				
BLOOD GROUP TYPE	B			Forward & Reverse Grouping with Slide/Tube Aggluti
Rh TYPE	POSITIVE			Forward & Reverse Grouping with Slide/Tube Agglutination



Dr. PAVAN KUMAR M
M.B.B.S,M.D(Pathology)
Consultant Pathologist

SIN No:MYS241001461



Patient Name : Mr.MAHESH VARMA	Collected : 26/Oct/2024 09:20AM
Age/Gender : 39 Y 6 M 18 D/M	Received : 26/Oct/2024 10:41AM
UHID/MR No : APJ1.0008443986	Reported : 26/Oct/2024 12:51PM
Visit ID : CMYSOPV130890	Status : Final Report
Ref Doctor : Self	Sponsor Name : ARCOFEMI HEALTHCARE LIMITED
Emp/Auth/TPA ID : 22E36303	

DEPARTMENT OF BIOCHEMISTRY

ARCOFEMI - MEDIWHEEL - FULL BODY ANNUAL PLUS MALE - 2D ECHO - PAN INDIA - FY2324

Test Name	Result	Unit	Bio. Ref. Interval	Method
GLUCOSE, FASTING , NAF PLASMA	85	mg/dl	74-106	GOD, POD

Comment:

As per American Diabetes Guidelines, 2023

Fasting Glucose Values in mg/dL	Interpretation
70-100 mg/dL	Normal
100-125 mg/dL	Prediabetes
≥126 mg/dL	Diabetes
<70 mg/dL	Hypoglycemia

Note:

- 1.The diagnosis of Diabetes requires a fasting plasma glucose of > or = 126 mg/dL and/or a random / 2 hr post glucose value of > or = 200 mg/dL on at least 2 occasions.
2. Very high glucose levels (>450 mg/dL in adults) may result in Diabetic Ketoacidosis & is considered critical.



Dr. PAVAN KUMAR M
M.B.B.S,M.D(Pathology)
Consultant Pathologist

SIN No:MYS241001457



Patient Name : Mr.MAHESH VARMA	Collected : 26/Oct/2024 11:40AM
Age/Gender : 39 Y 6 M 18 D/M	Received : 26/Oct/2024 12:34PM
UHID/MR No : APJ1.0008443986	Reported : 26/Oct/2024 01:09PM
Visit ID : CMYSOPV130890	Status : Final Report
Ref Doctor : Self	Sponsor Name : ARCOFEMI HEALTHCARE LIMITED
Emp/Auth/TPA ID : 22E36303	


DEPARTMENT OF BIOCHEMISTRY

ARCOFEMI - MEDIWHEEL - FULL BODY ANNUAL PLUS MALE - 2D ECHO - PAN INDIA - FY2324

Test Name	Result	Unit	Bio. Ref. Interval	Method
GLUCOSE, POST PRANDIAL (PP), 2 HOURS , SODIUM FLUORIDE PLASMA (2 HR)	110	mg/dl	70-140	GOD, POD

Comment:

It is recommended that FBS and PPBS should be interpreted with respect to their Biological reference ranges and not with each other.
 Conditions which may lead to lower postprandial glucose levels as compared to fasting glucose levels may be due to reactive hypoglycemia, dietary meal content, duration or timing of sampling after food digestion and absorption, medications such as insulin preparations, sulfonylureas, amylin analogues, or conditions such as overproduction of insulin.



Dr. PAVAN KUMAR M
M.B.B.S,M.D(Pathology)
Consultant Pathologist

SIN No:MYS241001511



Patient Name : Mr.MAHESH VARMA	Collected : 26/Oct/2024 09:20AM
Age/Gender : 39 Y 6 M 18 D/M	Received : 26/Oct/2024 10:35AM
UHID/MR No : APJ1.0008443986	Reported : 26/Oct/2024 11:26AM
Visit ID : CMYOPV130890	Status : Final Report
Ref Doctor : Self	Sponsor Name : ARCOFEMI HEALTHCARE LIMITED
Emp/Auth/TPA ID : 22E36303	

DEPARTMENT OF BIOCHEMISTRY

ARCOFEMI - MEDIWHEEL - FULL BODY ANNUAL PLUS MALE - 2D ECHO - PAN INDIA - FY2324

Test Name	Result	Unit	Bio. Ref. Interval	Method
HBA1C (GLYCATED HEMOGLOBIN) , WHOLE BLOOD EDTA				
HBA1C, GLYCATED HEMOGLOBIN	5.1	%		HPLC
ESTIMATED AVERAGE GLUCOSE (eAG)	100	mg/dL		Calculated

Comment:

Reference Range as per American Diabetes Association (ADA) 2023 Guidelines:

REFERENCE GROUP	HBA1C %
NON DIABETIC	<5.7
PREDIABETES	5.7 – 6.4
DIABETES	≥ 6.5
DIABETICS	
EXCELLENT CONTROL	6 – 7
FAIR TO GOOD CONTROL	7 – 8
UNSATISFACTORY CONTROL	8 – 10
POOR CONTROL	>10

Note: Dietary preparation or fasting is not required.

1. HbA1c is recommended by American Diabetes Association for Diagnosing Diabetes and monitoring Glycemic Control by American Diabetes Association guidelines 2023.

2. Trends in HbA1c values is a better indicator of Glycemic control than a single test.

3. Low HbA1c in Non-Diabetic patients are associated with Anemia (Iron Deficiency/Hemolytic), Liver Disorders, Chronic Kidney Disease. Clinical Correlation is advised in interpretation of low Values.

4. Falsely low HbA1c (below 4%) may be observed in patients with clinical conditions that shorten erythrocyte life span or decrease mean erythrocyte age. HbA1c may not accurately reflect glycemic control when clinical conditions that affect erythrocyte survival are present.

5. In cases of Interference of Hemoglobin variants in HbA1C, alternative methods (Fructosamine) estimation is recommended for Glycemic Control

A: HbF >25%

B: Homozygous Hemoglobinopathy.

(Hb Electrophoresis is recommended method for detection of Hemoglobinopathy)



Dr. PAVAN KUMAR M
M.B.B.S,M.D(Pathology)
Consultant Pathologist

SIN No:MYS241001460



Patient Name : Mr.MAHESH VARMA	Collected : 26/Oct/2024 09:20AM
Age/Gender : 39 Y 6 M 18 D/M	Received : 26/Oct/2024 10:41AM
UHID/MR No : APJ1.0008443986	Reported : 26/Oct/2024 01:05PM
Visit ID : CMYOPV130890	Status : Final Report
Ref Doctor : Self	Sponsor Name : ARCOFEMI HEALTHCARE LIMITED
Emp/Auth/TPA ID : 22E36303	

DEPARTMENT OF BIOCHEMISTRY

ARCOFEMI - MEDIWHEEL - FULL BODY ANNUAL PLUS MALE - 2D ECHO - PAN INDIA - FY2324

Test Name	Result	Unit	Bio. Ref. Interval	Method
LIPID PROFILE , SERUM				
TOTAL CHOLESTEROL	183	mg/dl	0-200	CHOD
TRIGLYCERIDES	175	mg/dl	0-150	GPO, Trinder
HDL CHOLESTEROL	38	mg/dL	40-60	CHOD
NON-HDL CHOLESTEROL	145	mg/dL	<130	Calculated
LDL CHOLESTEROL	110.42	mg/dL	<100	Calculated
VLDL CHOLESTEROL	34.92	mg/dL	<30	Calculated
CHOL / HDL RATIO	4.86		0-4.97	Calculated
ATHEROGENIC INDEX (AIP)	0.31		<0.11	Calculated

Comment:

Reference Interval as per National Cholesterol Education Program (NCEP) Adult Treatment Panel III Report.

	Desirable	Borderline High	High	Very High
TOTAL CHOLESTEROL	< 200	200 - 239	≥ 240	
TRIGLYCERIDES	<150	150 - 199	200 - 499	≥ 500
LDL	Optimal < 100 Near Optimal 100-129	130 - 159	160 - 189	≥ 190
HDL	≥ 60			
NON-HDL CHOLESTEROL	Optimal <130; Above Optimal 130-159	160-189	190-219	>220



Dr. PAVAN KUMAR M
M.B.B.S,M.D(Pathology)
Consultant Pathologist

SIN No:MYS241001456



Patient Name : Mr.MAHESH VARMA	Collected : 26/Oct/2024 09:20AM
Age/Gender : 39 Y 6 M 18 D/M	Received : 26/Oct/2024 10:41AM
UHID/MR No : APJ1.0008443986	Reported : 26/Oct/2024 01:05PM
Visit ID : CMYOPV130890	Status : Final Report
Ref Doctor : Self	Sponsor Name : ARCOFEMI HEALTHCARE LIMITED
Emp/Auth/TPA ID : 22E36303	

DEPARTMENT OF BIOCHEMISTRY

ARCOFEMI - MEDIWHEEL - FULL BODY ANNUAL PLUS MALE - 2D ECHO - PAN INDIA - FY2324

Test Name	Result	Unit	Bio. Ref. Interval	Method
LIVER FUNCTION TEST (LFT) , SERUM				
BILIRUBIN, TOTAL	0.87	mg/dl	0-1.2	NBD
BILIRUBIN CONJUGATED (DIRECT)	0.25	mg/dl	0-0.2	Diazotized sulfanilic acid
BILIRUBIN (INDIRECT)	0.62	mg/dL	0.0-1.1	Dual Wavelength
ALANINE AMINOTRANSFERASE (ALT/SGPT)	26	U/l	0-45	IFCC
ASPARTATE AMINOTRANSFERASE (AST/SGOT)	23.0	U/l	0-35	IFCC
AST (SGOT) / ALT (SGPT) RATIO (DE RITIS)	0.9		<1.15	Calculated
ALKALINE PHOSPHATASE	90.00	U/l	53-128	IFCC (AMP buffer)
PROTEIN, TOTAL	8.00	g/dl	6.4-8.3	Biuret
ALBUMIN	5.00	g/dl	3.5-5.2	Bromcresol Green
GLOBULIN	3.00	g/dL	2.0-3.5	Calculated
A/G RATIO	1.67		0.9-2.0	Calculated

Comment:

LFT results reflect different aspects of the health of the liver, i.e., hepatocyte integrity (AST & ALT), synthesis and secretion of bile (Bilirubin, ALP), cholestasis (ALP, GGT), protein synthesis (Albumin) Common patterns seen:

1. Hepatocellular Injury:

*AST – Elevated levels can be seen. However, it is not specific to liver and can be raised in cardiac and skeletal injuries.*ALT – Elevated levels indicate hepatocellular damage. It is considered to be most specific lab test for hepatocellular injury. Values also correlate well with increasing BMI. Disproportionate increase in AST, ALT compared with ALP. AST: ALT (ratio) – In case of hepatocellular injury AST: ALT > 1 In Alcoholic Liver Disease AST: ALT usually >2. This ratio is also seen to be increased in NAFLD, Wilson’s diseases, Cirrhosis, but the increase is usually not >2.

2. Cholestatic Patten:*ALP – Disproportionate increase in ALP compared with AST, ALT. ALP elevation also seen in pregnancy, impacted by age and sex.*Bilirubin elevated- predominantly direct , To establish the hepatic origin correlation with elevated GGT helps.

3. Synthetic function impairment:*Albumin- Liver disease reduces albumin levels, Correlation with PT (Prothrombin Time) helps.

4. Associated tests for assessment of liver fibrosis - Fibrosis-4 and APRI Index.



Dr. PAVAN KUMAR M
M.B.B.S,M.D(Pathology)
Consultant Pathologist

SIN No:MYS241001456



Patient Name : Mr.MAHESH VARMA	Collected : 26/Oct/2024 09:20AM
Age/Gender : 39 Y 6 M 18 D/M	Received : 26/Oct/2024 10:41AM
UHID/MR No : APJ1.0008443986	Reported : 26/Oct/2024 01:26PM
Visit ID : CMYOPV130890	Status : Final Report
Ref Doctor : Self	Sponsor Name : ARCOFEMI HEALTHCARE LIMITED
Emp/Auth/TPA ID : 22E36303	

DEPARTMENT OF BIOCHEMISTRY

ARCOFEMI - MEDIWHEEL - FULL BODY ANNUAL PLUS MALE - 2D ECHO - PAN INDIA - FY2324

Test Name	Result	Unit	Bio. Ref. Interval	Method
RENAL PROFILE/KIDNEY FUNCTION TEST (RFT/KFT) , SERUM				
CREATININE	0.83	mg/dL	0.67-1.17	Enzymatic colorimetric
UREA	19.76	mg/dl	13-43	Urease, UV
BLOOD UREA NITROGEN	9.2	mg/dL	8.0 - 23.0	Calculated
URIC ACID	6.20	mg/dL	3.5-7.2	Uricase
CALCIUM	8.60	mg/dl	8.6-10.3	Arsenazo III
PHOSPHORUS, INORGANIC	3.07	mg/dl	2.7-4.5	Molybdate
SODIUM	139	mmol/L	135-145	Direct ISE
POTASSIUM	4.3	mmol/L	3.5-5.1	Direct ISE
CHLORIDE	107	mmol/L	98 - 107	Direct ISE
PROTEIN, TOTAL	8.00	g/dl	6.4-8.3	Biuret
ALBUMIN	5.00	g/dl	3.5-5.2	Bromcresol Green
GLOBULIN	3.00	g/dL	2.0-3.5	Calculated
A/G RATIO	1.67		0.9-2.0	Calculated



Dr. PAVAN KUMAR M
M.B.B.S,M.D(Pathology)
Consultant Pathologist

SIN No:MYS241001456



Patient Name : Mr.MAHESH VARMA	Collected : 26/Oct/2024 09:20AM
Age/Gender : 39 Y 6 M 18 D/M	Received : 26/Oct/2024 10:41AM
UHID/MR No : APJ1.0008443986	Reported : 26/Oct/2024 01:05PM
Visit ID : CMYSOPV130890	Status : Final Report
Ref Doctor : Self	Sponsor Name : ARCOFEMI HEALTHCARE LIMITED
Emp/Auth/TPA ID : 22E36303	

DEPARTMENT OF BIOCHEMISTRY

ARCOFEMI - MEDIWHEEL - FULL BODY ANNUAL PLUS MALE - 2D ECHO - PAN INDIA - FY2324

Test Name	Result	Unit	Bio. Ref. Interval	Method
GAMMA GLUTAMYL TRANSPEPTIDASE (GGT) , SERUM	37.00	U/l	0-55	IFCC



Dr. PAVAN KUMAR M
M.B.B.S,M.D(Pathology)
Consultant Pathologist

SIN No:MYS241001456



Patient Name : Mr.MAHESH VARMA	Collected : 26/Oct/2024 09:20AM
Age/Gender : 39 Y 6 M 18 D/M	Received : 26/Oct/2024 10:41AM
UHID/MR No : APJ1.0008443986	Reported : 26/Oct/2024 01:49PM
Visit ID : CMYOPV130890	Status : Final Report
Ref Doctor : Self	Sponsor Name : ARCOFEMI HEALTHCARE LIMITED
Emp/Auth/TPA ID : 22E36303	

DEPARTMENT OF IMMUNOLOGY

ARCOFEMI - MEDIWHEEL - FULL BODY ANNUAL PLUS MALE - 2D ECHO - PAN INDIA - FY2324

Test Name	Result	Unit	Bio. Ref. Interval	Method
THYROID PROFILE TOTAL (T3, T4, TSH) , SERUM				
TRI-IODOTHYRONINE (T3, TOTAL)	1.09	ng/mL	0.87-1.78	CLIA
THYROXINE (T4, TOTAL)	6.75	µg/dL	6.09-12.23	CLIA
THYROID STIMULATING HORMONE (TSH)	3.800	µIU/mL	0.38-5.33	CLIA

Comment:

For pregnant females	Bio Ref Range for TSH in uIU/ml (As per American Thyroid Association)
First trimester	0.1 - 2.5
Second trimester	0.2 – 3.0
Third trimester	0.3 – 3.0

- TSH is a glycoprotein hormone secreted by the anterior pituitary. TSH activates production of T3 (Triiodothyronine) and its prohormone T4 (Thyroxine). Increased blood level of T3 and T4 inhibit production of TSH.
- TSH is elevated in primary hypothyroidism and will be low in primary hyperthyroidism. Elevated or low TSH in the context of normal free thyroxine is often referred to as sub-clinical hypo- or hyperthyroidism respectively.
- Both T4 & T3 provides limited clinical information as both are highly bound to proteins in circulation and reflects mostly inactive hormone. Only a very small fraction of circulating hormone is free and biologically active.
- Significant variations in TSH can occur with circadian rhythm, hormonal status, stress, sleep deprivation, medication & circulating antibodies.

TSH	T3	T4	FT4	Conditions
High	Low	Low	Low	Primary Hypothyroidism, Post Thyroidectomy, Chronic Autoimmune Thyroiditis
High	N	N	N	Subclinical Hypothyroidism, Autoimmune Thyroiditis, Insufficient Hormone Replacement Therapy.
N/Low	Low	Low	Low	Secondary and Tertiary Hypothyroidism
Low	High	High	High	Primary Hyperthyroidism, Goitre, Thyroiditis, Drug effects, Early Pregnancy
Low	N	N	N	Subclinical Hyperthyroidism
Low	Low	Low	Low	Central Hypothyroidism, Treatment with Hyperthyroidism
Low	N	High	High	Thyroiditis, Interfering Antibodies
N/Low	High	N	N	T3 Thyrotoxicosis, Non thyroidal causes

Dr. PAVAN KUMAR M
M.B.B.S, M.D(Pathology)
Consultant Pathologist

SIN No: MYS241001462



Patient Name	: Mr.MAHESH VARMA	Collected	: 26/Oct/2024 09:20AM
Age/Gender	: 39 Y 6 M 18 D/M	Received	: 26/Oct/2024 10:41AM
UHID/MR No	: APJ1.0008443986	Reported	: 26/Oct/2024 01:49PM
Visit ID	: CMYSOPV130890	Status	: Final Report
Ref Doctor	: Self	Sponsor Name	: ARCOFEMI HEALTHCARE LIMITED
Emp/Auth/TPA ID	: 22E36303		

DEPARTMENT OF IMMUNOLOGY

ARCOFEMI - MEDIWHEEL - FULL BODY ANNUAL PLUS MALE - 2D ECHO - PAN INDIA - FY2324

High	High	High	High	Pituitary Adenoma; TSHoma/Thyrotropinoma
------	------	------	------	--



Dr. PAVAN KUMAR M
M.B.B.S,M.D(Pathology)
Consultant Pathologist

SIN No:MYS241001462



Patient Name : Mr.MAHESH VARMA	Collected : 26/Oct/2024 09:20AM
Age/Gender : 39 Y 6 M 18 D/M	Received : 26/Oct/2024 01:12PM
UHID/MR No : APJ1.0008443986	Reported : 26/Oct/2024 02:20PM
Visit ID : CMYOPV130890	Status : Final Report
Ref Doctor : Self	Sponsor Name : ARCOFEMI HEALTHCARE LIMITED
Emp/Auth/TPA ID : 22E36303	

DEPARTMENT OF CLINICAL PATHOLOGY

ARCOFEMI - MEDIWHEEL - FULL BODY ANNUAL PLUS MALE - 2D ECHO - PAN INDIA - FY2324

Test Name	Result	Unit	Bio. Ref. Interval	Method
COMPLETE URINE EXAMINATION (CUE) , URINE				
PHYSICAL EXAMINATION				
COLOUR	PALE YELLOW		PALE YELLOW	Visual
TRANSPARENCY	CLEAR		CLEAR	Physical Measurement
pH	5.5		5-7.5	Double Indicator
SP. GRAVITY	1.015		1.002-1.030	Bromothymol Blue
BIOCHEMICAL EXAMINATION				
URINE PROTEIN	NEGATIVE		NEGATIVE	Protein Error Of Indicator
GLUCOSE	NEGATIVE		NEGATIVE	Glucose Oxidase
URINE BILIRUBIN	NEGATIVE		NEGATIVE	Azo Coupling Reaction
URINE KETONES (RANDOM)	NEGATIVE		NEGATIVE	Sodium Nitro Prusside
UROBILINOGEN	NORMAL		NORMAL	Modified Ehrlich Reaction
NITRITE	NEGATIVE		NEGATIVE	Diazotization
LEUCOCYTE ESTERASE	NEGATIVE		NEGATIVE	Leucocyte Esterase
CENTRIFUGED SEDIMENT WET MOUNT AND MICROSCOPY				
PUS CELLS	4 - 6	/hpf	0-5	Microscopy
EPITHELIAL CELLS	1 - 2	/hpf	<10	Microscopy
RBC	NIL	/hpf	0-2	Microscopy
CASTS	NIL		0-2 Hyaline Cast	Microscopy
CRYSTALS	ABSENT		ABSENT	Microscopy

Comment:

All urine samples are checked for adequacy and suitability before examination. All abnormal chemical examination are rechecked and verified by manual methods. Microscopy findings are reported as an average of 10 high power fields.



Dr. PAVAN KUMAR M
M.B.B.S.,M.D(Pathology)
Consultant Pathologist

SIN No:MYS241001459



Patient Name : Mr.MAHESH VARMA	Collected : 26/Oct/2024 09:20AM
Age/Gender : 39 Y 6 M 18 D/M	Received : 26/Oct/2024 01:12PM
UHID/MR No : APJ1.0008443986	Reported : 26/Oct/2024 02:20PM
Visit ID : CMYSOPV130890	Status : Final Report
Ref Doctor : Self	Sponsor Name : ARCOFEMI HEALTHCARE LIMITED
Emp/Auth/TPA ID : 22E36303	


DEPARTMENT OF CLINICAL PATHOLOGY

ARCOFEMI - MEDIWHEEL - FULL BODY ANNUAL PLUS MALE - 2D ECHO - PAN INDIA - FY2324

Test Name	Result	Unit	Bio. Ref. Interval	Method
URINE GLUCOSE(POST PRANDIAL)	NEGATIVE		NEGATIVE	GOD-POD

Test Name	Result	Unit	Bio. Ref. Interval	Method
URINE GLUCOSE(FASTING)	NEGATIVE		NEGATIVE	GOD-POD

***** End Of Report *****



Dr. PAVAN KUMAR M
M.B.B.S,M.D(Pathology)
Consultant Pathologist


SIN No:MYS241001458



Patient Name	: Mr.MAHESH VARMA	Collected	: 26/Oct/2024 09:20AM
Age/Gender	: 39 Y 6 M 18 D/M	Received	: 26/Oct/2024 01:12PM
UHID/MR No	: APJ1.0008443986	Reported	: 26/Oct/2024 02:20PM
Visit ID	: CMYSOPV130890	Status	: Final Report
Ref Doctor	: Self	Sponsor Name	: ARCOFEMI HEALTHCARE LIMITED
Emp/Auth/TPA ID	: 22E36303		

TERMS AND CONDITIONS GOVERNING THIS REPORT

1. Reported results are for information and interpretation of the referring doctor or such other medical professionals, who understand reporting units, reference ranges and limitation of technologies. Laboratories not be responsible for any interpretation whatsoever.
2. It is presumed that the tests performed are, on the specimen / sample being to the patient named or identified and the verifications of particulars have been confirmed by the patient or his / her representative at the point of generation of said specimen.
3. The reported results are restricted to the given specimen only. Results may vary from lab to lab and from time to time for the same parameter for the same patient (within subject biological variation).
4. The patient details along with their results in certain cases like notifiable diseases and as per local regulatory requirements will be communicated to the assigned regulatory bodies.
5. The patient samples can be used as part of internal quality control, test verification, data analysis purposes within the testing scope of the laboratory.
6. This report is not valid for medico legal purposes. It is performed to facilitate medical diagnosis only.


Dr. PAVAN KUMAR M
 M.B.B.S, M.D(Pathology)
 Consultant Pathologist



SIN No: MYS241001458



Patient	Mr. Mahesh Varma	Doctor	SUJATHA T R	Appt ID	CMYSAPT1174
Age/Gender	39Y Male	Qualification	MBBS, PGDMCH	Consult Date	27 Oct 2024
UHID	APJ1.0008443986	Reg. No.	69649	Order Bill ID	CMYS-OCR-24553
				Visit Display ID	CMYSOPV130890

VITALS

Weight : 85Kgs	Height : 157Cms
Pulse : 74 BPM	Spo2 : 98%
BP : 130 / 80 MmHg	Respiratory Rate : 22 BPM
Temperature : 98 °F	

SUJATHA T R
Doctor's Signature

Apollo Health and Lifestyle Limited

(CIN-U85110TG2000PLC115819)

Corporate Office: 7-1-617/A, 7* Floor, Imperial Towers, Ameerpet, Hyderabad-500016, Telangana

Ph No: 040-4904 7777 | www.apollohl.com | Email ID:enquiry@apollohl.com

Patient Name	: Mr. Mahesh Varma	Age	: 39Yrs 6Mths 22Days
UHID	: APJ1.0008443986	OP Visit No.	: CMYSOPV130890
Printed On	: 29-10-2024 11:37 AM	Advised/Pres Doctor	: --
Department	: Radiology	Qualification	: --
Referred By	: Self	Registration No.	: --
Employee Id	: 22E36303		

DEPARTMENT OF RADIOLOGY

ULTRASOUND WHOLE ABDOMEN

LIVER: It is normal in size, outline and echotexture. No focal lesions seen. IHBR are not dilated. CBD and Portal vein are normal.

GALL BLADDER: It is distended and normal. No evidence of calculi.

SPLEEN: It is normal in size, outline and echopattern. No e/o focal lesions.

PANCREAS: It is normal in size, outline and echopattern.

RIGHT KIDNEY: It measures 9.4 cm with parenchymal thickness of 1.1 cm. It is normal in size, outline and echotexture. No e/o calculus or hydronephrosis seen.

LEFT KIDNEY: It measures 9.2 cm with parenchymal thickness of 1.6 cm. It is normal in size, outline and echotexture. No e/o calculus or hydronephrosis seen.

URINARY BLADDER: It is well distended. The UB wall is normal. No e/o calculi.

PROSTATE: It is normal in size, outline and echotexture.

No e/o free fluid in the abdomen.

IMPRESSION:

. NORMAL STUDY.

---End Of The Report---



Dr.CHETAN HOLEPPAGOL
MBBS, DNB(RADIO DIAGNOSIS)
90037
Radiology

Patient Name	: Mr. Mahesh Varma	Age	: 39Yrs 6Mths 19Days
UHID	: APJ1.0008443986	OP Visit No.	: CMYSOPV130890
Printed On	: 26-10-2024 07:58 AM	Advised/Pres Doctor	: --
Department	: Radiology	Qualification	: --
Referred By	: Self	Registration No.	: --
Employeer Id	: 22E36303		

DEPARTMENT OF RADIOLOGY

Lung fields are clear.

Cardio thoracic ratio is normal.

Apices, costo and cardio phrenic angles are free.

Cardio vascular shadow and hila show no abnormal feature.

Bony thorax shows no significant abnormality.

Domes of diaphragm are well delineated.

IMPRESSION: NORMAL STUDY .

---End Of The Report---



Dr.CHETAN HOLEPPAGOL
MBBS, DNB(RADIO DIAGNOSIS)
90037
Radiology

Patient Name	: Mr. Mahesh Varma	Age	: 39Yrs 6Mths 19Days
UHID	: APJ1.0008443986	OP Visit No.	: CMYSOPV130890
Printed On	: 26-10-2024 07:57 AM	Advised/Pres Doctor	: --
Department	: Cardiology	Qualification	: --
Referred By	: Self	Registration No.	: --
Employer Id	: 22E36303		

DEPARTMENT OF CARDIOLOGY

Observation :-

1. Sinus Rhythm.
2. Heart rate is 80 beats per minutes.

Impression:

NORMAL RESTING ECG.

---End Of The Report---



Dr. GURU PRASAD B V
MBBS, PGDCC
69949
Cardiology



नाम
Name C.V.Mahesh Varma

E.C. No. 162879



जारीकर्ता प्राधिकारी
Issuing Authority



धारक के हस्ताक्षर
Signature of Holder



भारत प्रभुत्वम्

GOVERNMENT OF INDIA



సి. వి. మహేష్ వర్మ
C. V. Mahesh Varma

పుట్టిన సంవత్సరం/Year of Birth: 1985
పురుషుడు / Male



4043 6270 4739

ఆధార్ - సామాన్యుని హక్కు



भारत सरकार

GOVERNMENT OF INDIA



సి వి హరిత వర్మ

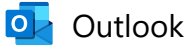
C V Haritha Varma

పుట్టిన తేదీ/ DOB: 25/02/1989

స్త్రీ / FEMALE



6840 1254 1085



Fwd: Health Check up Booking Confirmed Request(22E36303),Package Code-PKG10000366, Beneficiary Code-302162

From Mahesh Varma <maheshvarma212@gmail.com>
Date Sat 26-10-2024 09:04
To Mysore Apolloclinic <mysore@apolloclinic.com>

----- Forwarded message -----

From: **Mediwheel** <wellness@mediwheel.in>
Date: Wed, 23 Oct 2024, 12:51
Subject: Health Check up Booking Confirmed Request(22E36303),Package Code-PKG10000366, Beneficiary Code-302162
To: <maheshvarma212@gmail.com>
Cc: <customercare@mediwheel.in>

011-41195959

Dear **Mahlesh VARMA**,

We are pleased to confirm your health checkup booking request with the following details.

Hospital Package Name : Mediwheel Full Body Annual Plus
Name of Diagnostic/Hospital : Apollo clinic - VV Mohalla
Address of Diagnostic/Hospital- : Apollo Clinic, [23, Kalidasa Road, VV Mohalla, Mysore - 570002](#)
City : Mysore
State : Karnataka
Pincode : 570002
Appointment Date : 26-10-2024
Confirmation Status : Booking Confirmed
Booking Status : Booking Confirmed

Member Information		
Booked Member Name	Age	Gender
Mahlesh VARMA	39 year	Male

Note - Please note to not pay any amount at the center.

Instructions to undergo Health Check:

- Please ensure you are on complete fasting for 10-To-12-Hours prior to check.
- During fasting time do not take any kind of medication, alcohol, cigarettes, tobacco or any other liquids (except Water) in the morning.
- Bring urine sample in a container if possible (containers are available at the Health Check centre).

- Please bring all your medical prescriptions and previous health medical records with you.
- Kindly inform the health check reception in case if you have a history of diabetes and cardiac problems.

For Women:

- Pregnant Women or those suspecting are advised not to undergo any X-Ray test.
- It is advisable not to undergo any Health Check during menstrual cycle.

Request you to reach half an hour before the scheduled time.

In case of further assistance, Please reach out to Team Mediwheel.

Thanks,
Mediwheel Team
Please Download Mediwheel App

You have received this mail because your e-mail ID is registered with **Arcofemi Healthcare Limited** This is a system-generated e-mail please don't reply to this message.

Please visit to our [Terms & Conditions](#) for more informaion. [Click here](#) to unsubscribe.

@ 2024 - 25, Arcofemi Healthcare Pvt Limited.(Mediwheel)

Mr 169
wt 67.1

120/80

8, 9, 12

Name : Mr. Mahesh Varma

Age : 39Y 6M 18D

UHID : APJ1.0008443986

Address : Mysore Mysore Karnataka INDIA 570001

sex : Male



APJ1.0008443986

Plan : ARCOFEMI MEDIWHEEL MALE AHC CREDIT
PAN INDIA OP AGREEMENT

OP No: CMYSOPV130890

Bill No: CMYS-OCR-24553

Date: Oct 26th, 2024, 9:08 AM

Sno.	Service Type/Service Name	Department	
1	ARCOFEMI - MEDIWHEEL - FULL BODY ANNUAL PLUS MALE - 2D ECHO - PAN INDIA - FY2324		
1	DENTAL CONSULTATION	Consultation	<input type="checkbox"/>
2	ENT CONSULTATION P	Consultation	<input type="checkbox"/>
3	FITNESS BY GENERAL PHYSICIAN P	Consultation	<input type="checkbox"/>
4	OPHTHAL BY GENERAL PHYSICIAN	Consultation	<input type="checkbox"/>
5	GAMMA GLUTAMYL TRANSFERASE (GGT)	Biochemistry	<input type="checkbox"/>
6	LIPID PROFILE	Biochemistry	<input type="checkbox"/>
7	HbA1c, GLYCATED HEMOGLOBIN	Biochemistry	<input type="checkbox"/>
8	GLUCOSE, POST PRANDIAL (PP), 2 HOURS (POST MEAL)	Biochemistry	<input type="checkbox"/>
9	GLUCOSE, FASTING	Biochemistry	<input type="checkbox"/>
10	PERIPHERAL SMEAR	Hematology	<input type="checkbox"/>
11	HEMOGRAM - PERIPHERAL SMEAR	Hematology	<input type="checkbox"/>
12	BLOOD GROUP ABO AND RH FACTOR	Blood Bank	<input type="checkbox"/>
13	COMPLETE URINE EXAMINATION	Clinical Pathology	<input type="checkbox"/>
14	RENAL PROFILE/RENAL FUNCTION TEST (RFT/KFT)	Biochemistry	<input type="checkbox"/>
15	THYROID PROFILE (TOTAL T3, TOTAL T4, TSH)	Biochemistry	<input type="checkbox"/>
16	ULTRASOUND - WHOLE ABDOMEN	Ultrasound Radiology	<input type="checkbox"/>
17	X-RAY CHEST PA	X Ray Radiology	<input type="checkbox"/>
18	URINE GLUCOSE(POST PRANDIAL)	Clinical Pathology	<input type="checkbox"/>
19	URINE GLUCOSE(FASTING)	Clinical Pathology	<input type="checkbox"/>
20	LIVER FUNCTION TEST (LFT)	Biochemistry	<input type="checkbox"/>
21	2 D ECHO P	Cardiology	<input type="checkbox"/>
22	ECG	Cardiology	<input type="checkbox"/>
23	BODY MASS INDEX (BMI)	General	<input type="checkbox"/>
24	DIET CONSULTATION P	General	<input type="checkbox"/>

CERTIFICATE OF MEDICAL FITNESS

This is to certify that I have conducted the clinical examination

of Mr. Mahesh Varma on 26/10/24.

After reviewing the medical history and on clinical examination it has been found that he/she is

	Tick
<ul style="list-style-type: none"> • Medically Fit 	✓
<ul style="list-style-type: none"> • Fit with restrictions/recommendations <p>Though following restrictions have been revealed, in my opinion, these are not impediments to the job.</p> <p>1.....</p> <p>2.....</p> <p>3.....</p> <p>However the employee should follow the advice/medication that has been communicated to him/her.</p> <p>Review after _____</p>	
<ul style="list-style-type: none"> • Currently Unfit. Review after _____ recommended 	
<ul style="list-style-type: none"> • Unfit 	

Dr. J. Srinivas
Medical Officer

This certificate is not meant for medico-legal purposes

Apollo Clinic
#23, 1st Floor,
Kaldasa Road, Mysore - 02
Ph : 0821-4005040/41

Apollo Health and Lifestyle Limited

(CIN - UB51101G2000PLC115619)

Regd. Office: 1-10 60/52, Ashoka Nighupathi Chambers, 5th Floor, Begumpet, Hyderabad, Telangana - 500 016.

Ph No: 940 4904 7777, Fax No: 4904 7744 | Email ID: enquiry@apollohl.com | www.apollohl.com

APOLLO CLINICS NETWORK KARNATAKA

Bangalore | Basavanagudi | Bellendur | Electronic City | Fraser Town | HSR Layout | Indira Nagar | JP Nagar | Kundalahalli | Koramangala | Sarjapur Road | Mysore (W Mohalla)

Online appointments: www.apolloclinic.com

TO BOOK AN APPOINTMENT

 **1860 500 7788**

Phy

Mr. Mahesh Varma

39 Years / Male

Dr. J. MUKUND
MBBS, MD (Internal
Medicine).

Height: 169	Weight: 87	BMI:	Waist Circum:
Temp:	Pulse:	Resp:	B.P: 120/80

General Examination /
Allergies History

Clinical Diagnosis & Management Plan

Routine health checkup.

NO comorbidities.

Reports - Noted

Dyslipidemia.

Adv :- Lifestyle modification.

Follow up date :

J. Mukund

Doctor Signature

Date : 10/26/2024 Department : ENT
 Patient Name : Mr. Mahesh Varma Doctor : Dr. PRAVEEN KUMAR R
 UHID : APJI.0008443986 Registration No. : 66012
 Age / Gender : 39Yrs 6Mths 18Days / Male Qualification : MBBS, MS (ENT)
 Consultation Timing : 1:41 PM

Height : 169	Weight : 67.1	BMI :	Waist Circum :
Temp :	Pulse :	Resp :	B.P : 120/80

General Examination /
Allergies History

Clinical Diagnosis & Management Plan

Came for regular breast checkup

Ears - Bilateral TM - normal

Nose - normal mucosa - normal

Oral & oropharynx - normal

neck - 

As
Referred



Follow up date :

Doctor Signature
Apollo Clinic
 # 23, 1st Floor,
 Kalidasa Road, Mysore - 02
 Ph : 0821-4006040/41

Date : 10/26/2024 Department : Nutrition & Dietetics
 Patient Name : Mr. Mahesh Varma Doctor : Miss.MADHURA B P
 UHID : APJ1.0008443986 Registration No. : A104102
 Age / Gender : 39Yrs 6Mths 18Days / Male Qualification : M.Sc. Nutrition and Dietetics
 Consultation Timing : 1:41 PM **PhD***

IBW - 69 kg

Height : 169	Weight : 67.1	BMI : 23.5 kg/m ²	Waist Circum : 120
Temp :	Pulse :	Resp :	B.P : 120/80

General Examination / Allergies History

Triglycerides - 175
 HDL - 38
 Non HDL - 145
 LDL - 110.42
 VLDL - 34.92

Clinical Diagnosis & Management Plan

- Advised low fat diet with fiber rich foods.
- Cooking oil - 1/2 Glass per person per month. Use combination of oils like Rice bran oil, Groundnut oil, Gingelly oil, Mustard oil, coconut oil & Olive. But do not mix the oil & boil it.
- Avoid Bakery products, chats, junk foods, deep fried foods, packed & processed foods.
- Use sterilized / toned milk instead of whole fat milk.
- Regular physical exercise is compulsory.
- Drink 12-14 big glass of water / day.
- Use whole cereals, pulses & legumes on daily basis.

Follow up date :

Doctor Signature 
Apollo Clinic
 # 23, 1st Floor,
 Kallidasa Road, Mysore - 02
 Ph : 0821-4006040/41

26/10/2024

Date : 10/26/2024 Department : Dental
 Patient Name : Mr. Mahesh Varma Doctor : Dr. JYOTHISHREE P V
 UHID : APJ1.0008443986 Registration No. : 33268A
 Age / Gender : 39Yrs 6Mths 18Days / Male Qualification : B.D.S.[Bachelor of Dental Surgery]
 Consultation Timing : 1:40 PM

Height : 169	Weight : 67.1	BMI :	Waist Circum :
Temp :	Pulse :	Resp :	B.P : 120/80

General Examination /
Allergies History

Clinical Diagnosis & Management Plan

O/E

Car, Street

Adv. Oral Prophyllaxis

Follow up date :

Dr. Jyothishree
Apotho Clinic
 # 23, 1st Floor,
 Kallidasa Road, Mysore - 02
 Ph : 0821-4006040/41

Patient Name	: Mr. Mahesh Varma	Age	: 39Yrs 6Mths 18Days
UHID	: APJL0008443986	OP Visit No.	: CMYSOPV130880
Printed On	: 26-10-2024 01:28 PM	Advised/Pres Doctor	: --
Department	: Radiology	Qualification	: --
Referred By	: Self	Registration No.	: --
Employee Id	: 22E36303		

DEPARTMENT OF RADIOLOGY

Lung fields are clear.

Cardio thoracic ratio is normal.

Apices, costo and cardio phrenic angles are free.

Cardio vascular shadow and hila show no abnormal feature.

Bony thorax shows no significant abnormality.

Domes of diaphragm are well delineated.

IMPRESSION: NORMAL STUDY.

---End Of The Report---



Dr. CHETAN HOLEPPAGOL
MBBS, DNB(RADIO DIAGNOSIS)
90037
Radiology

Patient Name: Mr. Mahesh Varma	Date:26.10.2024	Referring Doctor: Self
Age / Sex : 39yrs /Male	UHID :8443986	
ULTRASONOGRAPHY – ABDOMEN & PELVIS		

LIVER: It is normal in size, outline and echotexture. No focal lesions seen. IHBR are not dilated. CBD and Portal vein are normal.

GALL BLADDER: It is distended and normal. No evidence of calculi.

SPLEEN: It is normal in size, outline and echopattern. No e/o focal lesions.

PANCREAS: It is normal in size, outline and echopattern.

RIGHT KIDNEY: It measures 9.4 cm with parenchymal thickness of 1.1 cm. It is normal in size, outline and echotexture. No e/o calculus or hydronephrosis seen.

LEFT KIDNEY: It measures 9.2 cm with parenchymal thickness of 1.6 cm. It is normal in size, outline and echotexture. No e/o calculus or hydronephrosis seen.

URINARY BLADDER: It is well distended. The UB wall is normal. No e/o calculi.

PROSTATE: It is normal in size, outline and echotexture.

No e/o free fluid in the abdomen.

IMPRESSION:

• **NORMAL STUDY.**


Dr. Karthik H V MDRD , DNB
Consultant Radiologist.

Apollo Health and Lifestyle Limited

CIN: UB5110TG2000PLC1158191

Regd Office: 1-10-60/62, Ashoka Raghupathi Chambers, 5th Floor, Begumpet, Hyderabad, Telangana - 500 016

Ph. No: 040-4964 7777. Fax No: 4904 7744 | Email ID: enquiry@apollohi.com | www.apollohi.com

Apollo Clinics Network Karnataka

Bangalore (Basavanagudi) | Bellandur | Electronic City | Fraser Town | HSR Layout | Indira Nagar | JP Nagar | Kundalahalli | Koramangala | Sarjapur Road | Mysore (VV Mohalla)

Online appointments: www.apolloclinic.com

TO BOOK AN APPOINTMENT

 **1860 500 7788**

Patient's Name : Mr. Mahesh Varma	Age & sex :39 Yrs /Male
Date : 26.10.2024	UHID No :8443986

2D ECHOCARDIOGRAPHY STUDY

Impression:

- Normal chamber volumes
- Normal left ventricular function. EF 61%
- No regional wall motion abnormality
- Normal valves
- No clots. No pericardial effusion

Findings

Left Ventricle:	Normal
Right Ventricle	Normal
Left Atrium	Normal
Right Atrium	Normal
Aorta	Normal
Pulmonary Artery	Normal
IAS	Intact
IVS	Intact
Valves	Normal
Pericardium	Normal
Doppler	Normal

Dr. **Dr. C.B. KESHAVAMURTHY MD, DM, DNB**
CONSULTANT CARDIOLOGIST

Apollo Health and Lifestyle Limited

CIN: U85110TG2000PLC1158191
Head Office: 10-60-62, Ashoka Raghupathi Chambers, 5th Floor, Begumpet, Hyderabad, Telangana - 500 016
Ph. No: 040-4904 7777, Fax No: 4904 7744 | Email ID: enquiry@apolloclic.com | www.apolloclic.com

APOLLO CLINICS NETWORK KARNATAKA

Bangalore (Heavenly Heights) | Bellandur | Electronic City | Fraser Town | HSR Layout | Indira Nagar | JP Nagar | Kundalahalli |
Koramangala | Sarjapur Road | Mysore (VV Mohali)

Online appointments: www.apolloclinic.com

TO BOOK AN APPOINTMENT

1860 500 7788

Patient's Name : Mr. Mahesh Varma	Age & sex :39 Yrs /Male
Date : 26.10.2024	UHID No :8443986

Measurements

AO : 2.48 cm
 LA : 2.63 cm

 RV : 1.86 cm
 LVIDd : 3.94 cm
 LVIDs : 2.67 cm
 IVSd : 1.11 cm
 IVSs : 1.27 cm
 PWd : 1.08 cm
 PWs : 1.34 cm
 EF : 61.0 %
 FS : 32.0 %

Doppler

MV	TV	AV	PV
E: 0.69 m/s	E 0.47 m/s	V max 1.10 m/s	V max 1.17 m/s
A: 0.40 m/s	A 0.38 m/s		
MR Nil	TR Nil	AR Nil	PR Nil

Dr. C.B. KESHAVAMURTHY MD, DM, DNB
CONSULTANT CARDIOLOGIST

Apollo Health and Lifestyle Limited

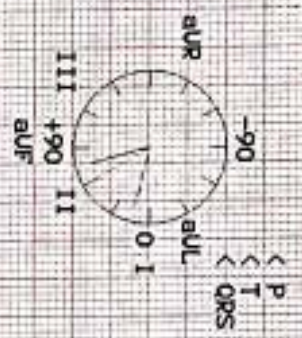
ICIN: URS110TG2000PLC115819
 Regd Office: 1-1D-6D-62, Ashoka Raghupathi Chambers, 5th Floor, Begumpet, Hyderabad, Telangana - 500 016
 Ph No: 080 4904 7777 Fax No: 4904 7744 | Email: enquiry@apollohi.com | www.apollohi.com

APOLLO CLINICS NETWORK KARNATAKA
 Bangalore | Basavanagudi | Bellandur | Electronic City | Fraser Town | HSR Layout | Indra Nagar | JP Nagar | Kundalahalli |
 Koramangala | Sarjapur Road | Mysore (VV Mohalla)
 Online appointments: www.apolloclinic.com

TO BOOK AN APPOINTMENT

 **1860 500 7788**

AGE: 39
 Measurement Results:
 QRS : 86 ms
 QT/QTcB : 344 / 394 ms
 PR : 162 ms
 P : 108 ms
 RR/PP : 762 / 760 ms
 P/QRS/T : 60/ 75/ 15 degrees
 QTd/QTcBd : 48 / 55 ms
 Sokolow : 2.3 mV
 NK : 11



Interpretation:

Unconfirmed report.

Apollo Clinic
 # 23, 1st Floor,
 Kallidasa Road, Mysore - 02
 Ph : 0821-4006040/41

