

**Patient Name :** MRS. CHANDRAVATI DEVI [SMH-5800]  
**Age / Gender :** 50 Yr / F  
**Address :** 66 - E , SAI BABA RESIDENCY , KAILASH NAGAR , Bhonri, Bhopal, MADHYA PRADESH  
**Req. Doctor:** Dr. SANJAY KUMAR NIKOSE  
**Regn. ID:** OPD.23-24-8297



### HAEMATOLOGY

**Request Date :** 13-01-2024 10:56 AM  
**Sample No. :** H-B698  
**Acceptance Date :** 13-01-2024 11:35 AM

**Reporting Date :** 13-01-2024 12:08 PM  
**Reporting Status :** Finalized

Investigations	Method	Result	Reference Range
<b>COMPLETE BLOOD COUNT(CBC)</b>			
Hemoglobin		13.0 g/dL	12 - 16 g/dL
Red Cell Count		4.41 mill/cu mm	4.2 - 5.4 mill/cu mm
Haematocrit		38.5 %	35 - 45 %
MCV		87.2 fL	78 - 95 fL
MCH		29.6 pg	28 - 33 pg
MCHC		33.9 g/dL	32 - 36 g/dL
RDW		14.3 %	11 - 16 %
Total WBC Count		7.56 x10 <sup>3</sup> /uL	4 - 11 x10 <sup>3</sup> /uL
Neutrophils %		65 %	40 - 70 %
Lymphocytes %		28 %	20 - 40 %
Monocytes %		05 %	2 - 6 %
Eosinophils %		02 %	2 - 4 %
Basophils %		00 %	0 - 1 %
Absolute Neutrophil Count		4.91 x10 <sup>3</sup> cells/μL	2 - 8 x10 <sup>3</sup> cells/μL
Absolute Lymphocyte Count		2.11 x10 <sup>3</sup> cells/μL	1 - 3 x10 <sup>3</sup> cells/μL
Absolute Monocyte Count		0.15 x10 <sup>3</sup> cells/μL	0 - 1 x10 <sup>3</sup> cells/μL
Absolute Eosinophil Count		0.16 x10 <sup>3</sup> cells/μL	0.02 - 0.33 x10 <sup>3</sup> cells/μL
Absolute basophil count		0.11 x10 <sup>3</sup> cells/μL	0 - 1 x10 <sup>3</sup> cells/μL
Platelet Count		245.1 x10(3)/μL	150 - 450 x10(3)/μL
MPV		10.53 fL	7.2 - 11.7 fL
<b>BLOOD GROUP AND RH FACTOR</b>		"O" Positive	
<b>ESR</b>		<b>35 mm/hr *</b>	0 - 30 mm/hr

END OF REPORT.

Technician Name  
Ms. BHAVNA MEWADA

DR. NIDHI RATHORE  
MBBS MD DNB PATHOLOGY  
ASSOCIATE CONSULTANT

DR. RITU SINGHAL  
DIRECTOR PATHOLOGY

Due to technical limitation please correlate clinically. Not for medical legal purpose.

**Patient Name :** MRS. CHANDRAVATI DEVI [SMH-5800]  
**Age / Gender :** 50 Yr / F  
**Address :** 66 - E , SAI BABA RESIDENCY , KAILASH NAGAR , Bhonri, Bhopal, MADHYA PRADESH  
**Req. Doctor:** Dr. SANJAY KUMAR NIKOSE  
**Regn. ID:** OPD.23-24-8297



**BIOCHEMISTRY**


**Request Date :** 13-01-2024 10:56 AM  
**Sample No. :** BC546  
**Acceptance Date :** 13-01-2024 11:35 AM


**Reporting Date :** 13-01-2024 03:01 PM  
**Reporting Status :** Finalized

Investigations	Method	Result	Referance Range
GLUCOSE- FASTING (FBS)		312.0 mg/dL *	70 - 110 mg/dL

END OF REPORT.

Technician Name  
Ms. BHAVNA MEWADA

  
DR. NIDHI RATHORE  
MBBS MD DNB PATHOLOGY  
ASSOCIATE CONSULTANT

  
DR. RITU SINGHAL  
DIRECTOR PATHOLOGY

Due to technical limitation please correlate clinically. Not for medical legal purpose.

**Patient Name :** MRS. CHANDRAVATI DEVI [SMH-5800]  
**Age / Gender :** 50 Yr / F  
**Address :** 66 - E , SAI BABA RESIDENCY , KAILASH NAGAR , Bhonri, Bhopal, MADHYA PRADESH  
**Req. Doctor:** Dr. SANJAY KUMAR NIKOSE  
**Regn. ID:** OPD.23-24-8297


**BIOCHEMISTRY**


**Request Date :** 13-01-2024 10:56 AM  
**Sample No. :** BC547  
**Acceptance Date :** 13-01-2024 11:35 AM  
**Reporting Date :** 13-01-2024 03:01 PM  
**Reporting Status :** Finalized

Investigations	Method	Result	Referance Range
<b>HbA1C-GLYCOSYLATED HAEMOGLOBIN</b>		10.2 %	Nondiabetic 4.5 - 5.7 % Good Control 5.8 - 7.3 % Moderate Control 7.3 - 10 % Poor Control > 10 %

END OF REPORT.

Technician Name  
Ms. BHAVNA MEWADA

  
DR. NIDHI RATHORE  
MBBS MD DNB PATHOLOGY  
ASSOCIATE CONSULTANT

  
DR. RITU SINGHAL  
DIRECTOR PATHOLOGY

Due to technical limitation please correlate clinically. Not for medical legal purpose.

**Patient Name :** MRS. CHANDRAVATI DEVI [SMH-5800]  
**Age / Gender :** 50 Yr / F  
**Address :** 66 - E , SAI BABA RESIDENCY , KAILASH NAGAR , Bhonri, Bhopal, MADHYA PRADESH  
**Req. Doctor:** Dr. SANJAY KUMAR NIKOSE  
**Regn. ID:** OPD.23-24-8297



### BIOCHEMISTRY

**Request Date :** 13-01-2024 10:56 AM  
**Sample No. :** BC548  
**Acceptance Date :** 13-01-2024 11:35 AM

**Reporting Date :** 14-01-2024 02:20 PM  
**Reporting Status :** Finalized

Investigations	Method	Result	Reference Range
<b>LIPID PROFILE</b>			
Total Cholesterol		<b>224.6 mg/dL *</b>	< 200 mg/dL
Triglycerides		<b>462.6 mg/dL *</b>	< 150 mg/dL
HDL		57.4 mg/dL	37 - 92 mg/dL
LDL		173.5 mg/dL	mg/dL
VLDL		<b>92.5 mg/dL *</b>	0 - 30 mg/dL
LDL / HDL RATIO		3.0 mg/dL	0 - 3 mg/dL
Total cholestrol / HDL ratio		3.9 mg/dL	0 - 5 mg/dL
<b>KIDNEY FUNCTION TEST</b>			
UREA		16 mg/dL	13 - 43 mg/dL
CREATININE		0.61 mg/dL	0.6 - 1.3 mg/dL
BUN		7.1 mg/dL	7 - 20 mg/dL
Sodium (Na)+		<b>130 mmol/L *</b>	135 - 150 mmol/L
Potassium (K)+		4.6 mmol/L	3.5 - 5 mmol/L
Chloride (cl-)		<b>92 mmol/L *</b>	97 - 110 mmol/L
<b>LIVER FUNCTION TEST</b>			
Bilirubin Total		0.58 mg/dL	0 - 1 mg/dL
Bilirubin Direct		0.09 mg/dL	0 - 0.3 mg/dL
Bilirubin Indirect		0.49 mg/dL	0.2 - 1.2 mg/dL
AST / SGOT		29 U/L	7 - 56 U/L
ALT / SGPT		27 U/L	16 - 63 U/L
Alkaline Phosphatase		93 U/L	35 - 120 U/L
Protein Total		6.6 g/dL	6 - 8 g/dL
Albumin		4.4 g/dL	3.2 - 5 g/dL
Globulin		2.2 g/dL	1.9 - 3.5 g/dL
A/G Ratio		2.0 g/dL	1 - 2.5 g/dL

END OF REPORT.

Technician Name  
Ms. BHAVNA MEWADA

DR. NIDHI RATHORE  
MBBS MD DNB PATHOLOGY

DR. RITU SINGHAL  
DIRECTOR PATHOLOGY  
Page 1 of 2

---

ASSOCIATE CONSULTANT

Due to technical limitation please correlate clinically. Not for medical legal purpose.

**Patient Name :** MRS. CHANDRAVATI DEVI [SMH-5800]  
**Age / Gender :** 50 Yr / F  
**Address :** 66 - E , SAI BABA RESIDENCY , KAILASH NAGAR , Bhonri, Bhopal, MADHYA PRADESH  
**Req. Doctor:** Dr. SANJAY KUMAR NIKOSE  
**Regn. ID:** OPD.23-24-8297



**BIOCHEMISTRY**


**Request Date :** 13-01-2024 10:56 AM  
**Sample No. :** BC578  
**Acceptance Date :** 14-01-2024 12:23 PM


**Reporting Date :** 14-01-2024 12:54 PM  
**Reporting Status :** Finalized

Investigations	Method	Result	Referance Range
GLUCOSE- POST PRANDIAL(PPBS)		407.5 mg/dL *	70 - 140 mg/dL

END OF REPORT.

Technician Name  
Mr. MUKESH KUMAR SHAH

  
DR. NIDHI RATHORE  
MBBS MD DNB PATHOLOGY  
ASSOCIATE CONSULTANT

  
DR. RITU SINGHAL  
DIRECTOR PATHOLOGY

Due to technical limitation please correlate clinically. Not for medical legal purpose.

**Patient Name :** MRS. CHANDRAVATI DEVI [SMH-5800]  
**Age / Gender :** 50 Yr / F  
**Address :** 66 - E , SAI BABA RESIDENCY , KAILASH NAGAR , Bhonri, Bhopal, MADHYA PRADESH  
**Req. Doctor:** Dr. SANJAY KUMAR NIKOSE  
**Regn. ID:** OPD.23-24-8297



### CLINICAL PATHOLOGY


**Request Date :** 13-01-2024 10:56 AM  
**Sample No. :** CP-70  
**Acceptance Date :** 13-01-2024 12:36 PM

**Reporting Date :** 13-01-2024 12:41 PM  
**Reporting Status :** Finalized

Investigations	Method	Result	Reference Range
<b>ROUTINE URINE ADVANCED MICROSCOPY</b>			
PHYSICAL EXAMINATION			
VOLUME		30 ml	
COLOUR		Yellow	
APPEARANCE		Clear	
CHEMICAL EXAMINATION			
ALBUMIN		Absent	
SUGAR		<b>Present(+++) *</b>	
SPECIFIC GRAVITY		1.010	
PH		6.5	
KETONE		Trace	
BILE PIGMENTS		Absent	
BILE SALTS		Absent	
NITRITES		Absent	
UROBILOGEN		Absent	
MICROSCOPIC EXAMINATION			
PUS CELLS		2-3 /hpf	
RBCs		Absent	
EPITH.CELLS		1-2 /hpf	
CRYSTAL		Absent	
CASTS		Absent	
BACTERIA		Absent	
AMORPHOUS MATERIAL		Absent	

END OF REPORT.

Technician Name  
Ms. BHAVNA MEWADA

  
DR. NIDHI RATHORE  
MBBS MD DNB PATHOLOGY  
ASSOCIATE CONSULTANT

Due to technical limitation please correlate clinically. Not for medical legal purpose.

**Patient Name :** MRS. CHANDRAVATI DEVI [SMH-5800]  
**Age / Gender :** 50 Yr / F  
**Address :** 66 - E , SAI BABA RESIDENCY , KAILASH NAGAR , Bhonri, Bhopal, MADHYA PRADESH  
**Req. Doctor:** Dr. SANJAY KUMAR NIKOSE  
**Regn. ID:** OPD.23-24-8297

**IMMUNO ASSAYS**


**Request Date :** 13-01-2024 10:56 AM **Reporting Date :** 14-01-2024 12:55 PM  
**Sample No. :** IA89 **Reporting Status :** Finalized  
**Acceptance Date :** 13-01-2024 11:35 AM

Investigations	Method	Result	Referance Range
<b>THYROID PROFILE(FT3,FT4,TSH)</b>			
FREE T3		3.60 pg/mL	2.5 - 3.9 pg/mL
FREE T4		0.63 ng/dL	0.61 - 1.12 ng/dL
TSH		4.912 uIU/ml	Non pregnant 0.38 - 5.33 uIU/ml

END OF REPORT.

Technician Name  
Mr. MUKESH KUMAR SHAH

  
DR. NIDHI RATHORE  
MBBS MD DNB PATHOLOGY  
ASSOCIATE CONSULTANT

  
DR. RITU SINGHAL  
DIRECTOR PATHOLOGY

Due to technical limitation please correlate clinically. Not for medical legal purpose.