

Patient Name	: Mr.RAHUL GAUTAM KHARAT	Collected	: 04/Oct/2024 10:00AM
Age/Gender	: 41 Y 2 M 18 D/M	Received	: 04/Oct/2024 01:14PM
UHID/MR No	: SCHE.0000088518	Reported	: 04/Oct/2024 04:18PM
Visit ID	: SCHEOPV106548	Status	: Final Report
Ref Doctor	: Dr.SELF	Sponsor Name	: ARCOFEMI HEALTHCARE LIMITED
Emp/Auth/TPA ID	: 9920144559		

**DEPARTMENT OF HAEMATOLOGY**

**ARCOFEMI - MEDIWHEEL - PMC PACK H - PAN INDIA - FY2324**

Test Name	Result	Unit	Bio. Ref. Interval	Method
<b>HEMOGRAM , WHOLE BLOOD EDTA</b>				
<b>HAEMOGLOBIN</b>	14	g/dL	13-17	Spectrophotometer
PCV	42.70	%	40-50	Electronic pulse & Calculation
RBC COUNT	5.09	Million/cu.mm	4.5-5.5	Electrical Impedence
MCV	84	fL	83-101	Calculated
MCH	27.6	pg	27-32	Calculated
MCHC	32.9	g/dL	31.5-34.5	Calculated
R.D.W	<b>14.7</b>	%	11.6-14	Calculated
TOTAL LEUCOCYTE COUNT (TLC)	4,600	cells/cu.mm	4000-10000	Electrical Impedence
<b>DIFFERENTIAL LEUCOCYTIC COUNT (DLC)</b>				
NEUTROPHILS	67	%	40-80	Electrical Impedence
LYMPHOCYTES	28	%	20-40	Electrical Impedence
EOSINOPHILS	02	%	1-6	Electrical Impedence
MONOCYTES	03	%	2-10	Electrical Impedence
BASOPHILS	00	%	<1-2	Electrical Impedence
<b>ABSOLUTE LEUCOCYTE COUNT</b>				
NEUTROPHILS	3082	Cells/cu.mm	2000-7000	Calculated
LYMPHOCYTES	1288	Cells/cu.mm	1000-3000	Calculated
EOSINOPHILS	92	Cells/cu.mm	20-500	Calculated
MONOCYTES	<b>138</b>	Cells/cu.mm	200-1000	Calculated
Neutrophil lymphocyte ratio (NLR)	2.39		0.78- 3.53	Calculated
<b>PLATELET COUNT</b>	239000	cells/cu.mm	150000-410000	Electrical impedence
<b>ERYTHROCYTE SEDIMENTATION RATE (ESR)</b>	05	mm at the end of 1 hour	0-15	Modified Westergren
<b>PERIPHERAL SMEAR</b>				
RBC NORMOCYTIC NORMOCHROMIC				
WBC WITHIN NORMAL LIMITS				
PLATELETS ARE ADEQUATE ON SMEAR				
NO HEMOPARASITES SEEN				

Page 1 of 7



**DR. APARNA NAIK**  
MBBS DPB  
CONSULTANT PATHOLOGIST

SIN No:BED240235101



**Apollo Speciality Hospitals Private Limited**

(Formerly known as a Nova Speciality Hospitals Private Limited)

CIN- U85100TG2009PTC099414

Regd Off:1-10-62/62 ,5th Floor, Ashoka RaghupathiChambers, Begumpet, Hyderabad, Telangana - 500016

**Address:**

Ujagar Compound, Opp. Deonar Bus Depot Main Gate, Deonar, Chembur, Mumbai, Maharashtra  
Ph: 022 4334 4600

Patient Name : Mr.RAHUL GAUTAM KHARAT  
Age/Gender : 41 Y 2 M 18 D/M  
UHID/MR No : SCHE.0000088518  
Visit ID : SCHEOPV106548  
Ref Doctor : Dr.SELF  
Emp/Auth/TPA ID : 9920144559

Collected : 04/Oct/2024 10:00AM  
Received : 04/Oct/2024 01:14PM  
Reported : 04/Oct/2024 04:18PM  
Status : Final Report  
Sponsor Name : ARCOFEMI HEALTHCARE LIMITED

**DEPARTMENT OF HAEMATOLOGY**

**ARCOFEMI - MEDIWHEEL - PMC PACK H - PAN INDIA - FY2324**

  
**DR. APARNA NAIK**  
MBBS DPB  
CONSULTANT PATHOLOGIST

SIN No:BED240235101



Patient Name : Mr.RAHUL GAUTAM KHARAT  
 Age/Gender : 41 Y 2 M 18 D/M  
 UHID/MR No : SCHE.0000088518  
 Visit ID : SCHEOPV106548  
 Ref Doctor : Dr.SELF  
 Emp/Auth/TPA ID : 9920144559

Collected : 04/Oct/2024 10:00AM  
 Received : 04/Oct/2024 01:14PM  
 Reported : 04/Oct/2024 04:18PM  
 Status : Final Report  
 Sponsor Name : ARCOFEMI HEALTHCARE LIMITED

**DEPARTMENT OF HAEMATOLOGY**

**ARCOFEMI - MEDIWHEEL - PMC PACK H - PAN INDIA - FY2324**

Test Name	Result	Unit	Bio. Ref. Interval	Method
<b>BLOOD GROUP ABO AND RH FACTOR , WHOLE BLOOD EDTA</b>				
BLOOD GROUP TYPE	O			Forward & Reverse Grouping with Slide/Tube Aggluti
Rh TYPE	POSITIVE			Forward & Reverse Grouping with Slide/Tube Agglutination



**DR. APARNA NAIK**  
 MBBS DPB  
 CONSULTANT PATHOLOGIST

SIN No:BED240235101



Patient Name : Mr.RAHUL GAUTAM KHARAT	Collected : 04/Oct/2024 10:00AM
Age/Gender : 41 Y 2 M 18 D/M	Received : 04/Oct/2024 11:39AM
UHID/MR No : SCHE.0000088518	Reported : 04/Oct/2024 04:08PM
Visit ID : SCHEOPV106548	Status : Final Report
Ref Doctor : Dr.SELF	Sponsor Name : ARCOFEMI HEALTHCARE LIMITED
Emp/Auth/TPA ID : 9920144559	

**DEPARTMENT OF BIOCHEMISTRY**

**ARCOFEMI - MEDIWHEEL - PMC PACK H - PAN INDIA - FY2324**

Test Name	Result	Unit	Bio. Ref. Interval	Method
GLUCOSE, FASTING , NAF PLASMA	107	mg/dL	70-100	GOD - POD

**Comment:**

As per American Diabetes Guidelines, 2023

Fasting Glucose Values in mg/dL	Interpretation
70-100 mg/dL	Normal
100-125 mg/dL	Prediabetes
≥126 mg/dL	Diabetes
<70 mg/dL	Hypoglycemia

**Note:**

- 1.The diagnosis of Diabetes requires a fasting plasma glucose of > or = 126 mg/dL and/or a random / 2 hr post glucose value of > or = 200 mg/dL on at least 2 occasions.
2. Very high glucose levels (>450 mg/dL in adults) may result in Diabetic Ketoacidosis & is considered critical.

Test Name	Result	Unit	Bio. Ref. Interval	Method
ALANINE AMINOTRANSFERASE (ALT/SGPT) , SERUM	25	U/L	4-44	JSCC

**Comment:**

ALT elevations are noted in liver parenchymal diseases, leading to injury / destruction of hepatocytes. ALT levels are seen to be elevated even before the signs and symptoms of the liver injury appear. The ALT levels remain high longer in blood as compared to AST levels. And though both the enzymes increase in liver injury, the rise in ALT is more compared to AST, thus also altering the ALT:AST ratio.

Test Name	Result	Unit	Bio. Ref. Interval	Method
BILIRUBIN, TOTAL , SERUM	0.40	mg/dL	0.1-1.2	Azobilirubin



**DR. APARNA NAIK**  
MBBS DPB  
CONSULTANT PATHOLOGIST

SIN No:SE04832344



Patient Name : Mr.RAHUL GAUTAM KHARAT  
 Age/Gender : 41 Y 2 M 18 D/M  
 UHID/MR No : SCHE.0000088518  
 Visit ID : SCHEOPV106548  
 Ref Doctor : Dr.SELF  
 Emp/Auth/TPA ID : 9920144559

Collected : 04/Oct/2024 10:00AM  
 Received : 04/Oct/2024 11:39AM  
 Reported : 04/Oct/2024 04:08PM  
 Status : Final Report  
 Sponsor Name : ARCOFEMI HEALTHCARE LIMITED

**DEPARTMENT OF BIOCHEMISTRY**

**ARCOFEMI - MEDIWHEEL - PMC PACK H - PAN INDIA - FY2324**

Test Name	Result	Unit	Bio. Ref. Interval	Method
CREATININE , SERUM	0.67	mg/dL	0.6-1.1	ENZYMATIC METHOD



**DR. APARNA NAIK**  
 MBBS DPB  
 CONSULTANT PATHOLOGIST

SIN No:SE04832344



Patient Name : Mr.RAHUL GAUTAM KHARAT	Collected : 04/Oct/2024 10:00AM
Age/Gender : 41 Y 2 M 18 D/M	Received : 04/Oct/2024 03:17PM
UHID/MR No : SCHE.0000088518	Reported : 04/Oct/2024 04:18PM
Visit ID : SCHEOPV106548	Status : Final Report
Ref Doctor : Dr.SELF	Sponsor Name : ARCOFEMI HEALTHCARE LIMITED
Emp/Auth/TPA ID : 9920144559	

**DEPARTMENT OF CLINICAL PATHOLOGY**

**ARCOFEMI - MEDIWHEEL - PMC PACK H - PAN INDIA - FY2324**

Test Name	Result	Unit	Bio. Ref. Interval	Method
<b>COMPLETE URINE EXAMINATION (CUE) , URINE</b>				
<b>PHYSICAL EXAMINATION</b>				
COLOUR	PALE YELLOW		PALE YELLOW	Visual
TRANSPARENCY	CLEAR		CLEAR	Physical Measurement
pH	6.0		5-7.5	Double Indicator
SP. GRAVITY	1.010		1.002-1.030	Bromothymol Blue
<b>BIOCHEMICAL EXAMINATION</b>				
URINE PROTEIN	NEGATIVE		NEGATIVE	Protein Error Of Indicator
GLUCOSE	NEGATIVE		NEGATIVE	Glucose Oxidase
URINE BILIRUBIN	NEGATIVE		NEGATIVE	Azo Coupling Reaction
URINE KETONES (RANDOM)	NEGATIVE		NEGATIVE	Sodium Nitro Prusside
UROBILINOGEN	NORMAL		NORMAL	Modifed Ehrlich Reaction
NITRITE	NEGATIVE		NEGATIVE	Diazotization
LEUCOCYTE ESTERASE	POSITIVE		NEGATIVE	Leucocyte Esterase
<b>CENTRIFUGED SEDIMENT WET MOUNT AND MICROSCOPY</b>				
PUS CELLS	10-12	/hpf	0-5	Microscopy
EPITHELIAL CELLS	1-2	/hpf	<10	Microscopy
RBC	ABSENT	/hpf	0-2	Microscopy
CASTS	NIL		0-2 Hyaline Cast	Microscopy
CRYSTALS	ABSENT		ABSENT	Microscopy

**Comment:**

All urine samples are checked for adequacy and suitability before examination. All abnormal chemical examination are rechecked and verified by manual methods. Microscopy findings are reported as an average of 10 high power fields.

\*\*\* End Of Report \*\*\*

Page 6 of 7



**DR. APARNA NAIK**  
MBBS DPB  
CONSULTANT PATHOLOGIST

SIN No:UR2415211



**Apollo Speciality Hospitals Private Limited**

(Formerly known as a Nova Speciality Hospitals Private Limited)

CIN- U85100TG2009PTC099414

Regd Off:1-10-62/62 ,5th Floor, Ashoka RaghupathiChambers,  
Begumpet, Hyderabad, Telangana - 500016

**Address:**

Ujagar Compound, Opp. Deonar Bus Depot Main Gate,  
Deonar, Chembur, Mumbai, Maharashtra  
Ph: 022 4334 4600

Patient Name : Mr.RAHUL GAUTAM KHARAT  
Age/Gender : 41 Y 2 M 18 D/M  
UHID/MR No : SCHE.0000088518  
Visit ID : SCHEOPV106548  
Ref Doctor : Dr.SELF  
Emp/Auth/TPA ID : 9920144559

Collected : 04/Oct/2024 10:00AM  
Received : 04/Oct/2024 03:17PM  
Reported : 04/Oct/2024 04:18PM  
Status : Final Report  
Sponsor Name : ARCOFEMI HEALTHCARE LIMITED

**DEPARTMENT OF CLINICAL PATHOLOGY**

**ARCOFEMI - MEDIWHEEL - PMC PACK H - PAN INDIA - FY2324**

  
**DR. APARNA NAIK**  
MBBS DPB  
CONSULTANT PATHOLOGIST

SIN No:UR2415211



Patient Name : Mr.RAHUL GAUTAM KHARAT  
Age/Gender : 41 Y 2 M 18 D/M  
UHID/MR No : SCHE.0000088518  
Visit ID : SCHEOPV106548  
Ref Doctor : Dr.SELF  
Emp/Auth/TPA ID : 9920144559

Collected : 04/Oct/2024 10:00AM  
Received : 04/Oct/2024 03:17PM  
Reported : 04/Oct/2024 04:18PM  
Status : Final Report  
Sponsor Name : ARCOFEMI HEALTHCARE LIMITED

#### TERMS AND CONDITIONS GOVERNING THIS REPORT

The reported results are for information and interpretation of the referring doctor or such other medical professionals, who understand reporting units, reference ranges and limitations of technologies.

Laboratories not be responsible for any interpretation whatsoever.

It is presumed that the tests performed are, on the specimen / sample being to the patient named or identified and the verifications of the particulars have been cleared out by the patient or his / her representative at the point of generation of said specimen.

The reported results are restricted to the given specimen only. Results may vary from lab to lab and from time to time for the same parameter for the same patient.

Assays are performed in accordance with standard procedures, The reported results are dependent on individual assay methods / equipment used and quality of specimen received.

This report is not valid for medico legal purposes.

  
**DR. APARNA NAIK**  
MBBS DPB  
CONSULTANT PATHOLOGIST

SIN No:UR2415211



#### Apollo Speciality Hospitals Private Limited

(Formerly known as a Nova Speciality Hospitals Private Limited)

CIN- U85100TG2009PTC099414

Regd Off:1-10-62/62,5th Floor, Ashoka RaghupathiChambers,  
Begumpet, Hyderabad, Telangana - 500016

#### Address:


Ujagar Compound, Opp. Deonar Bus Depot Main Gate,  
Deonar, Chembur, Mumbai, Maharashtra  
Ph: 022 4334 4600



Customer Pending Tests  
POSTPRANDIAL TEST PENDING WILL COME TENTATIVE NEXT WEEK.

15

PMC

<b>Name</b> : Mr. Rahul Gautam Kharat	<b>Age</b> : 41 Y	<b>UHID</b> :SCHE.0000088518
<b>Address</b> : BDD Chawal, Woral	<b>Sex</b> : M	
<b>Plan</b> : ARCOFEMI MEDIWHEEL PMC CREDIT PAN INDIA OP AGREEMENT		<b>OP Number</b> :SCHEOPV106548
		<b>Bill No</b> :SCHE-OCR-25088
		<b>Date</b> : 04.10.2024 09:55

Sno	Service Type/ServiceName	Department
1	ARCOFEMI - MEDIWHEEL - PMC PACK H - PAN INDIA - FY2324	
✓1	BILIRUBIN, TOTAL - SERUM	
✓2	GLUCOSE, FASTING	
✓3	HEMOGRAM + PERIPHERAL SMEAR	
✓4	ALANINE AMINOTRANSFERASE (ALT/SGPT), SERUM	
✓5	COMPLETE URINE EXAMINATION	
✓6	PERIPHERAL SMEAR	
✓7	ECG	
✓8	CREATININE, SERUM	
9	GLUCOSE, POST PRANDIAL (PP), 2 HOURS (POST MEAL) 11.00 / 1.00 pm - PP-pending	
✓10	X-RAY CHEST PA	
✓11	FITNESS BY GENERAL PHYSICIAN	
✓12	BLOOD GROUP ABO AND RH FACTOR	
✓13	OPHTHAL BY GENERAL PHYSICIAN	
✓14	BUN/CREATININE RATIO	

Breakfast - -

PP - pending

**CERTIFICATE OF MEDICAL FITNESS**

This is to certify that I have conducted the Medical examination of Mr. Rahul Gokulam Khare on 04/10/2024

After reviewing the medical history and on clinical examination it has been found that he/she is:

<ul style="list-style-type: none"> <li>• Medically Fit</li> </ul>	<p style="text-align: center;"><i>Fit</i></p>
<ul style="list-style-type: none"> <li>• Fit with recommendations</li> </ul>	<p>Though following observations have been revealed, in my opinion, these are not impediments to the job requirements.</p> <hr/> <hr/> <hr/> <p>However the employee should follow the advice that has been communicated to him/her.</p>
<ul style="list-style-type: none"> <li>• Temporarily Unfit.</li> </ul>	<p>Observations:</p> <hr/> <hr/> <hr/> <p>Adv:</p> <hr/> <hr/> <p>Review:</p> <hr/> <hr/>
<ul style="list-style-type: none"> <li>• Unfit</li> </ul>	

*for*  
**Dr. Amit R Shobhawat**  
**M.B.D.N.B (Gen Medicine)**  
**F.C.C.M, Dip. Diabetology**  
**MC Registration - 2001/09/3124**



Patient Name : Mr.RAHUL GAUTAM KHARAT	Collected : 04/Oct/2024 10:00AM
Age/Gender : 41 Y 2 M 18 D/M	Received : 04/Oct/2024 01:14PM
UHID/MR No : SCHE.0000088518	Reported : 04/Oct/2024 04:18PM
Visit ID : SCHEOPV106548	Status : Final Report
Ref Doctor : Dr.SELF	Sponsor Name : ARCOFEMI HEALTHCARE LIMITED
Emp/Auth/TPA ID : 9920144559	

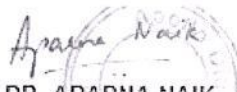
**DEPARTMENT OF HAEMATOLOGY**

**ARCOFEMI - MEDIWHEEL - PMC PACK H - PAN INDIA - FY2324**

Test Name	Result	Unit	Bio. Ref. Interval	Method
<b>HEMOGRAM , WHOLE BLOOD EDTA</b>				
HAEMOGLOBIN	14	g/dL	13-17	Spectrophotometer
PCV	42.70	%	40-50	Electronic pulse & Calculation
RBC COUNT	5.09	Million/cu.mm	4.5-5.5	Electrical Impedance
MCV	84	fL	83-101	Calculated
MCH	27.6	pg	27-32	Calculated
MCHC	32.9	g/dL	31.5-34.5	Calculated
R.D.W	14.7	%	11.6-14	Calculated
TOTAL LEUCOCYTE COUNT (TLC)	4,600	cells/cu.mm	4000-10000	Electrical Impedance
<b>DIFFERENTIAL LEUCOCYTIC COUNT (DLC)</b>				
NEUTROPHILS	67	%	40-80	Electrical Impedance
LYMPHOCYTES	28	%	20-40	Electrical Impedance
EOSINOPHILS	02	%	1-6	Electrical Impedance
MONOCYTES	03	%	2-10	Electrical Impedance
BASOPHILS	00	%	<1-2	Electrical Impedance
<b>ABSOLUTE LEUCOCYTE COUNT</b>				
NEUTROPHILS	3082	Cells/cu.mm	2000-7000	Calculated
LYMPHOCYTES	1288	Cells/cu.mm	1000-3000	Calculated
EOSINOPHILS	92	Cells/cu.mm	20-500	Calculated
MONOCYTES	138	Cells/cu.mm	200-1000	Calculated
Neutrophil lymphocyte ratio (NLR)	2.39		0.78- 3.53	Calculated
PLATELET COUNT	239000	cells/cu.mm	150000-410000	Electrical impedance
ERYTHROCYTE SEDIMENTATION RATE (ESR)	05	mm at the end of 1 hour	0-15	Modified Westergren
<b>PERIPHERAL SMEAR</b>				

RBC NORMOCYTIC NORMOCHROMIC  
WBC WITHIN NORMAL LIMITS  
PLATELETS ARE ADEQUATE ON SMEAR  
NO HEMOPARASITES SEEN

Page 1 of 7




**DR. APARNA NAIK**  
MBBS DPB  
CONSULTANT PATHOLOGIST

SIN No:BED240235101



Patient Name	: Mr.RAHUL GAUTAM KHARAT	Collected	: 04/Oct/2024 10:00AM
Age/Gender	: 41 Y 2 M 18 D/M	Received	: 04/Oct/2024 01:14PM
UHID/MR No	: SCHE.0000088518	Reported	: 04/Oct/2024 04:18PM
Visit ID	: SCHEOPV106548	Status	: Final Report
Ref Doctor	: Dr.SELF	Sponsor Name	: ARCOFEMI HEALTHCARE LIMITED
Emp/Auth/TPA ID	: 9920144559		

DEPARTMENT OF HAEMATOLOGY  
ARCOFEMI - MEDIWHEEL - PMC PACK H - PAN INDIA - FY2324



**DR. APARNA NAIK**  
MBBS DPB  
CONSULTANT PATHOLOGIST  
SIN No:BED240235101




Patient Name	: Mr.RAHUL GAUTAM KHARAT	Collected	: 04/Oct/2024 10:00AM
Age/Gender	: 41 Y 2 M 18 D/M	Received	: 04/Oct/2024 01:14PM
UHID/MR No	: SCHE.0000088518	Reported	: 04/Oct/2024 04:18PM
Visit ID	: SCHEOPV106548	Status	: Final Report
Ref Doctor	: Dr.SELF	Sponsor Name	: ARCOFEMI HEALTHCARE LIMITED
Emp/Auth/TPA ID	: 9920144559		

**DEPARTMENT OF HAEMATOLOGY**

**ARCOFEMI - MEDIWHEEL - PMC PACK H - PAN INDIA - FY2324**

Test Name	Result	Unit	Bio. Ref. Interval	Method
<b>BLOOD GROUP ABO AND RH FACTOR , WHOLE BLOOD EDTA</b>				
BLOOD GROUP TYPE	O			Forward & Reverse Grouping with Slide/Tube Aggluti
Rh TYPE	POSITIVE			Forward & Reverse Grouping with Slide/Tube Agglutination

Page 3 of 7



**DR. APARNA NAIK**  
MBBS DFB  
CONSULTANT PATHOLOGIST  
SIN No:BED240235101



Patient Name	: Mr.RAHUL GAUTAM KHARAT	Collected	: 04/Oct/2024 10:00AM
Age/Gender	: 41 Y 2 M 18 D/M	Received	: 04/Oct/2024 11:39AM
UHID/MR No	: SCHE.0000088518	Reported	: 04/Oct/2024 04:08PM
Visit ID	: SCHEOPV106548	Status	: Final Report
Ref Doctor	: Dr.SELF	Sponsor Name	: ARCOFEMI HEALTHCARE LIMITED
Emp/Auth/TPA ID	: 9920144559		

**DEPARTMENT OF BIOCHEMISTRY**

**ARCOFEMI - MEDIWHEEL - PMC PACK H - PAN INDIA - FY2324**

Test Name	Result	Unit	Bio. Ref. Interval	Method
GLUCOSE, FASTING , NAF PLASMA	107	mg/dL	70-100	GOD - POD

**Comment:**

As per American Diabetes Guidelines, 2023

Fasting Glucose Values in mg/dL	Interpretation
70-100 mg/dL	Normal
100-125 mg/dL	Prediabetes
≥126 mg/dL	Diabetes
<70 mg/dL	Hypoglycemia

**Note:**

- 1.The diagnosis of Diabetes requires a fasting plasma glucose of > or = 126 mg/dL and/or a random / 2 hr post glucose value of > or = 200 mg/dL on at least 2 occasions.
2. Very high glucose levels (>450 mg/dL in adults) may result in Diabetic Ketoacidosis & is considered critical.

Test Name	Result	Unit	Bio. Ref. Interval	Method
ALANINE AMINOTRANSFERASE (ALT/SGPT) , SERUM	25	U/L	4-44	JSCC

**Comment:**

ALT elevations are noted in liver parenchymal diseases, leading to injury / destruction of hepatocytes. ALT levels are seen to be elevated even before the signs and symptoms of the liver injury appear. The ALT levels remain high longer in blood as compared to AST levels. And though both the enzymes increase in liver injury, the rise in ALT is more compared to AST, thus also altering the ALT:AST ratio.

Test Name	Result	Unit	Bio. Ref. Interval	Method
BILIRUBIN, TOTAL , SERUM	0.40	mg/dL	0.1-1.2	Azobilirubin

Page 4 of 7

  
DR. APARNA NAIK  
MBBS DPB  
CONSULTANT PATHOLOGIST  
SIN No:SE04832344



Patient Name : Mr.RAHUL GAUTAM KHARAT  
 Age/Gender : 41 Y 2 M 18 D/M  
 UHID/MR No : SCHE.0000088518  
 Visit ID : SCHEOPV106548  
 Ref Doctor : Dr.SELF  
 Emp/Auth/TPA ID : 9920144559

Collected : 04/Oct/2024 10:00AM  
 Received : 04/Oct/2024 11:39AM  
 Reported : 04/Oct/2024 04:08PM  
 Status : Final Report  
 Sponsor Name : ARCOFEMI HEALTHCARE LIMITED

**DEPARTMENT OF BIOCHEMISTRY**

**ARCOFEMI - MEDIWHEEL - PMC PACK H - PAN INDIA - FY2324**

Test Name	Result	Unit	Bio. Ref. Interval	Method
CREATININE , SERUM	0.67	mg/dL	0.6-1.1	ENZYMATIC METHOD



*Aparna Naik*  
**DR. APARNA NAIK**  
 MBBS DPB  
 CONSULTANT PATHOLOGIST  
 SIN No:SE04832344



Patient Name	: Mr.RAHUL GAUTAM KHARAT	Collected	: 04/Oct/2024 10:00AM
Age/Gender	: 41 Y 2 M 18 D/M	Received	: 04/Oct/2024 03:17PM
UHID/MR No	: SCHE.0000088518	Reported	: 04/Oct/2024 04:18PM
Visit ID	: SCHEOPV106548	Status	: Final Report
Ref Doctor	: Dr.SELF	Sponsor Name	: ARCOFEMI HEALTHCARE LIMITED
Emp/Auth/TPA ID	: 9920144559		

**DEPARTMENT OF CLINICAL PATHOLOGY**  
**ARCOFEMI - MEDIWHEEL - PMC PACK H - PAN INDIA - FY2324**

Test Name	Result	Unit	Bio. Ref. Interval	Method
<b>COMPLETE URINE EXAMINATION (CUE) , URINE</b>				
<b>PHYSICAL EXAMINATION</b>				
COLOUR	PALE YELLOW		PALE YELLOW	Visual
TRANSPARENCY	CLEAR		CLEAR	Physical Measurement
pH	6.0		5-7.5	Double Indicator
SP. GRAVITY	1.010		1.002-1.030	Bromothymol Blue
<b>BIOCHEMICAL EXAMINATION</b>				
URINE PROTEIN	NEGATIVE		NEGATIVE	Protein Error Of Indicator
GLUCOSE	NEGATIVE		NEGATIVE	Glucose Oxidase
URINE BILIRUBIN	NEGATIVE		NEGATIVE	Azo Coupling Reaction
URINE KETONES (RANDOM)	NEGATIVE		NEGATIVE	Sodium Nitro Prusside
UROBILINOGEN	NORMAL		NORMAL	Modified Ehrlich Reaction
NITRITE	NEGATIVE		NEGATIVE	Diazotization
LEUCOCYTE ESTERASE	POSITIVE		NEGATIVE	Leucocyte Esterase
<b>CENTRIFUGED SEDIMENT WET MOUNT AND MICROSCOPY</b>				
PUS CELLS	10-12	/hpf	0-5	Microscopy
EPITHELIAL CELLS	1-2	/hpf	<10	Microscopy
RBC	ABSENT	/hpf	0-2	Microscopy
CASTS	NIL		0-2 Hyaline Cast	Microscopy
CRYSTALS	ABSENT		ABSENT	Microscopy


**Comment:**

All urine samples are checked for adequacy and suitability before examination. All abnormal chemical examination are rechecked and verified by manual methods. Microscopy findings are reported as an average of 10 high power fields.

\*\*\* End Of Report \*\*\*

Page 6 of 7



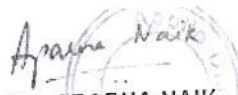
*Aparna Naik*  
  
**DR. APARNA NAIK**  
 MBBS DPB  
 CONSULTANT PATHOLOGIST  
 SIN No:UR2415211

Patient Name	: Mr.RAHUL GAUTAM KHARAT	Collected	: 04/Oct/2024 10:00AM
Age/Gender	: 41 Y 2 M 18 D/M	Received	: 04/Oct/2024 03:17PM
UHID/MR No	: SCHE.0000088518	Reported	: 04/Oct/2024 04:18PM
Visit ID	: SCHEOPV106548	Status	: Final Report
Ref Doctor	: Dr.SELF	Sponsor Name	: ARCOFEMI HEALTHCARE LIMITED
Emp/Auth/TPA ID	: 9920144559		

DEPARTMENT OF CLINICAL PATHOLOGY  
ARCOFEMI - MEDIWHEEL - PMC PACK H - PAN INDIA - FY2324

Page 7 of 7



  
DR. APARNA NAIK  
MBBS DPB  
CONSULTANT PATHOLOGIST  
SIN No:UR2415211

Patient Name	: Mr.RAHUL GAUTAM KHARAT	Collected	: 04/Oct/2024 06:52PM
Age/Gender	: 41 Y 2 M 18 D/M	Received	: 04/Oct/2024 07:07PM
UHID/MR No	: SCHE.0000088518	Reported	: 04/Oct/2024 07:10PM
Visit ID	: SCHEOPV106576	Status	: Final Report
Ref Doctor	: Dr.SELF		

**DEPARTMENT OF BIOCHEMISTRY**

Test Name	Result	Unit	Bio. Ref. Interval	Method
UREA , SERUM	30.39	mg/dL	19-43	Urease
BLOOD UREA NITROGEN , SERUM	14.2	mg/dL	8.0 - 23.0	Calculated

\*\*\* End Of Report \*\*\*

Page 1 of 1



*Aparna Naik*  
**DR. APARNA NAIK**  
 MBBS DPB  
 CONSULTANT PATHOLOGIST  
 SIN No:SE04832560



Patient Name	: Mr. Rahul Gautam Kharat	Age	: 41 Y M
UHID	: SCHE.0000088518	OP Visit No	: SCHEOPV106548
Reported on	: 04-10-2024 12:15	Printed on	: 04-10-2024 12:22
Adm/Consult Doctor	:	Ref Doctor	: SELF

## DEPARTMENT OF RADIOLOGY

### X-RAY CHEST PA

Both lung fields and hila are normal .  
No obvious active pleuro-parenchymal lesion seen .  
Both costophrenic and cardiophrenic angles are clear .  
Both diaphragms are normal in position and contour .  
Thoracic wall and soft tissues appear normal.

### CONCLUSION :

No obvious abnormality seen

Printed on:04-10-2024 12:15

---End of the Report---

**Dr. JAVED SIKANDAR TADVI**  
MBBS, DMRD, Radiologist  
Radiology



OUT-PATIENT RECORD

Date : 04/10/2024  
MRNO : \_\_\_\_\_  
Name :- Rahul Khurat  
Age / Gender : \_\_\_\_\_  
Mobile No:- \_\_\_\_\_

Department : **M.B.D.N.B.(General Medicine)**  
Consultant **Dr. Amit Shobhavat**  
Reg. No : 2001/09/3124  
Qualification : F.C.C.M, Dip. Diabetology

Pulse : <u>90</u>	BP : <u>115/75</u>	Resp : <u>16</u>	Temp : <u>97.8°F</u>
Weight : <u>79.7</u>	Height : <u>170</u>	BMI : <u>27.6</u>	Waist Circum : <u>100/101</u>

chest:- 98/99  
spO2:- 97%

General Examination / Allergies History

Clinical Diagnosis & Management Plan

No Coronary Artery Disease  
No Surgical Illness  
star G<sub>2</sub> dsw  
abnormal A.  
Wt loss  
Rx  
Lup -  
metabolic

Physician Kit

Doctor Signature

Follow up date:



**OUT- PATIENT RECORD**

Date : \_\_\_\_\_  
MRNO : \_\_\_\_\_  
Name :- Mr. Rahul Khayat  
Age / Gender : 41 / M.  
Mobile No:- \_\_\_\_\_

Department : **OPHTHALMOLOGY**  
Consultant **Dr. Pallavi Bipte**  
Reg. No : **2004031763**  
Qualification : **MBBS,MS, Eye Surgeon**

Pulse :	B.P :	Resp :	Temp :
Weight :	Height :	BMI :	Waist Circum :

General Examination / Allergies  
History

Clinical Diagnosis & Management Plan

No Eye complaints

NO SIIDA

S/L

- NAD -

Ref<sup>n</sup>

(Bt)

plano - 6/6

Near +0.75 - N6

(Bt).

Adv

- veldrops  
led

1-1-1

x/mh

Doctor Signature

Follow up date:



भारत सरकार

GOVERNMENT OF INDIA

राहुल गौतम खरात

Rahul Gautam Kharat

जन्म तारीख / DOB : 17/10/71/1983  
पुल्लिंगी / MALE

4909 7559 2719



अभ्यर्थक - सामान्य शायरसामान्य अधिकारी

## Reshma Sangle

**From:** noreply@apolloclinics.info  
**Sent:** 03 October 2024 15:53  
**To:** network@mediwheel.in  
**Cc:** cc.cbr@apollospectra.com; syamsunder.m@apollohl.com;  
foincharge.cbr@apollospectra.com  
**Subject:** Your appointment is confirmed



**Dear Rahul Kharat,**

Greetings from Apollo Clinics,

Your corporate health check appointment is confirmed at **SPECTRA CHEMBUR** clinic on **2024-10-04** at **08:00-08:15**.

Payment Mode	
Corporate Name	<b>ARCOFEMI HEALTHCARE LIMITED</b>
Agreement Name	<b>[ARCOFEMI MEDIWHEEL PMC CREDIT PAN INDIA OP AGREEMENT]</b>
Package Name	<b>[ARCOFEMI - MEDIWHEEL - PMC PACK H - PAN INDIA - FY2324]</b>

"Kindly carry with you relevant documents such as HR issued authorization letter and or appointment confirmation mail and or valid government ID proof and or company ID card and or voucher as per our agreement with your company or sponsor."

Note: Video recording or taking photos inside the clinic premises or during camps is not allowed and would attract legal consequences.

Note: Also once appointment is booked, based on availability of doctors at clinics tests will happen, any pending test will happen based on doctor availability and clinics will be updating same to customers.

**Instructions to be followed for a health check:**

1. Please ensure you are on complete fasting for 10-To-12-Hours prior to check.



Apollo Spectra Hospitals: Ujagar Compound, Opp. Deonar Bus Depot Main Gate, Deonar, Chennai, Mumbai - 400088  
Ph No: 022 - 4334 4600 | www.apollospectra.com

Regards  
[Signature]  
(Relative of [Name])

This is Radul Crestum [Name], I confirm that I would like to come for post blood check up & other formalities check up for medical check up for medical tomorrow at 05/11/2024 by 9.30 AM.

~~05/11/2024~~  
04/11/2024

Team,



**Patient Name** : Mr. Rahul Gautam Kharat

**Age/Gender** : 41 Y/M

**UHID/MR No.** : SCHE.0000088518

**OP Visit No** : SCHEOPV106548

**Sample Collected on** :

**Reported on** : 04-10-2024 12:16

**LRN#** : RAD2422666

**Specimen** :

**Ref Doctor** : SELF

**Emp/Auth/TPA ID** : 9920144559

**DEPARTMENT OF RADIOLOGY**

**X-RAY CHEST PA**

Both lung fields and hila are normal .

No obvious active pleuro-parenchymal lesion seen .

Both costophrenic and cardiophrenic angles are clear .

Both diaphragms are normal in position and contour .

Thoracic wall and soft tissues appear normal.

**CONCLUSION :**

No obvious abnormality seen



**Dr. JAVED SIKANDAR TADVI**  
**MBBS, DMRD, Radiologist**  
Radiology