



बैंक ऑफ बड़ोदा Bank of Baroda



LETTER OF APPROVAL / RECOMMENDATION

To,

The Coordinator,  
MediWheel (M/s. Arcofemi Healthcare Pvt. Ltd.)

Dear Sir / Madam,

**Sub: Annual Health Checkup for the employees of Bank of Baroda**

This is to inform you that the following employee wishes to avail the facility of Cashless Annual Health Checkup provided by you in terms of our agreement.

PARTICULARS	EMPLOYEE DETAILS
NAME	MR. HUSSAIN SYED IQBAL
EC NO.	55256
DESIGNATION	SPECIAL CUSTOMER SERVICE ASSOCIATE
PLACE OF WORK	ISAULI
BIRTHDATE	12-12-1966
PROPOSED DATE OF HEALTH CHECKUP	26-10-2024
BOOKING REFERENCE NO.	24D55256100118438E

This letter of approval / recommendation is valid if submitted along with copy of the Bank of Baroda employee id card. This approval is valid from **23-10-2024** till **31-03-2025**. The list of medical tests to be conducted is provided in the annexure to this letter. Please note that the said health checkup is a **cashless facility** as per our tie up arrangement. We request you to attend to the health checkup requirement of our employee and accord your top priority and best resources in this regard. The EC Number and the booking reference number as given in the above table shall be mentioned in the invoice, invariably.

We solicit your co-operation in this regard.

Yours faithfully,

Sd/-

**Chief General Manager**  
**HRM & Marketing Department**  
**Bank of Baroda**

**Dr. J. P. SINGH**  
M.D.(Medicine) FACP (USA)  
Director & Consultant Physician  
J P K Hospital & Trauma Center Pvt. Ltd.

(Note: This is a computer generated letter. No Signature required. For any clarification, please contact MediWheel (M/s. Arcofemi Healthcare Pvt. Ltd.))

भारत सरकार  
Government of India


  
सैय्यद इकबाल हुसैन  
Syed Iqbal Hussain  
जन्म तिथि/DOB: 12/12/1966  
पुरुष/ MALE

6837 0247 3330

मेरा आधार, मेरी पहचान




भारतीय विशिष्ट पहचान प्राधिकरण  
Unique Identification Authority of India


  
आधार


Address:  
S/O: Altaf Hussain, post para  
sultanpur, sonabarasa, Para,  
Sultanpur,  
Uttar Pradesh - 227813

पता:  
आत्मज: अल्ताफ हुसैन, पोस्ट पारा मुलतानपुर,  
सोनबरसा, पारा, मुल्तानपुर,  
उत्तर प्रदेश - 227813

6837 0247 3330


  
12047

  
http://uidai.gov.in

  
www.uidai.gov.in





Dr. J. P. SINGH  
M.D.(Medicine) FACP (USA)  
Director & Consultant Physician  
J P K Hospital & Trauma Center Pvt. Ltd.



**बैंक ऑफ़ बड़ोदा**  
**Bank of Baroda**

नाम  
 Name **SYED IQBAL HUSSAIN**

कर्मचारी कूट नं.  
 E.C. No. **55256**

  
 जारीकर्ता प्राधिकारी  
 Issuing Authority



  
 धारक के हस्ताक्षर  
 Signature of Holder

मिलने पर, निम्नलिखित को लौटाएं  
 सहायक महाप्रबंधक (सुरक्षा)  
 बैंक ऑफ़ बड़ोदा, बड़ोदा कार्पोरेट सेन्टर  
 सी-26, जी-ब्लॉक, बान्द्रा कुर्ला कॉम्प्लेक्स, मुंबई 400 051, भारत  
 फोन 91 22 5698 5196 फैक्स 91 22 2652 5747

If found, please return to  
 Asstt. General Manager (Security)  
 Bank of Baroda, Baroda Corporate Centre  
 C-26, G-Block, Bandra-Kurla Complex, Mumbai 400 051, India  
 Phone : 91 22 5698 5196, F 91 22 2652 5747

रक्त समूह / Blood Group  
 पहचान चिह्न / Identification Marks

**Dr. J. P. SINGH**  
 M.D.(Medicine) FACP (USA)  
 Director & Consultant Physician  
 J P K Hospital & Trauma Center Pvt. Ltd.



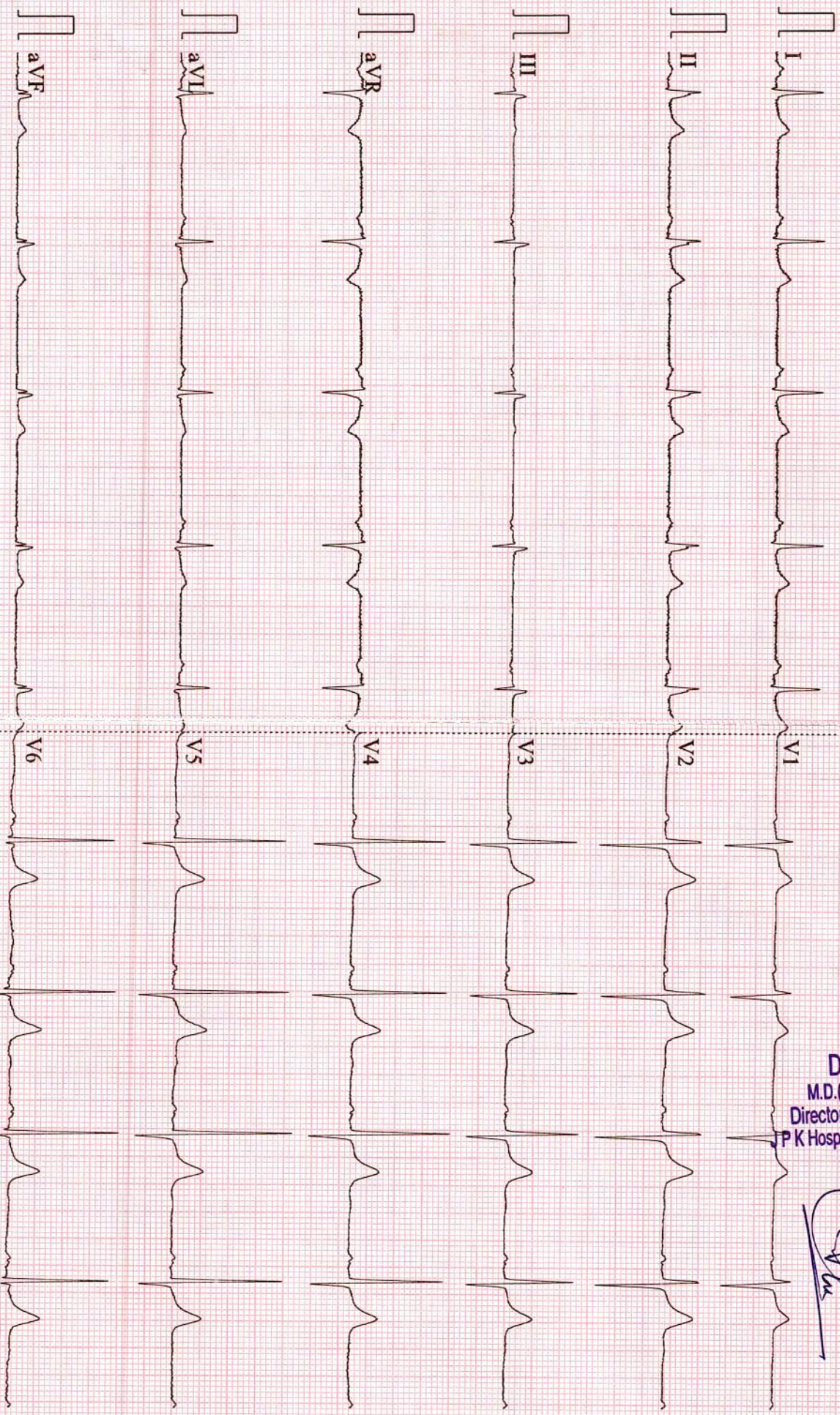
Hussain Syed Iqbal  
Male 58Years  
Req. No. :

HR : 54 bpm  
P : 122 ms  
PR : 186 ms  
QRS : 88 ms  
QT/QTcBz : 412/391 ms  
P/QRS/T : 6/21/37 °  
RV5/SV1 : 2.024/0.853 mV

Diagnosis Information:  
Sinus bradycardia  
Normal ECG except for rate

Report Confirmed by:

**Dr. J. P. SINGH**  
M.D.(Medicine) FACP (USA)  
Director & Consultant Physician  
JPK Hospital & Trauma Center Pvt. Ltd.



Report No. : 78566  
Patient Name : Mr. Syed Iqbal Hussain  
Age(Y-M-D) : 57 - 0 - 0  
Sex : Male  
Referred By : Dr. J. P. Singh

Bill No. / Day Sr. : 10/27/2024  
Receiving Date : 10/27/2024  
Reporting Date : 10/27/2024

X - RAY CHEST P.A.

TRACHEA - : Trachea in central,  
CARDIC SHADOW - : The cardiac size and silhouette is normal.  
ANGLES - : Both costophrenic angles are clear.  
PARRENCHYMA - : Both lung fields are clear & have normal volume bronchovascular pattern.  
C/ T RATIO - : Normal  
MEDIASTINUM - : No mediastinal shift is seen.  
DIAPHRAGM - : Both domes of the diaphragm are normal in position, outline & curvature.  
IMPRESSION - : NORMAL FINDING

**Dr. J. P. SINGH**  
M.D. (Medicine) FACP (USA)  
Director & Consultant Physician  
J P K Hospital & Trauma Center Pvt. Ltd.

Associate Centre

## JPK CLINIC & DIAGNOSTICS

Super Market, Sultanpur -228 001 (U.P.)

Ph.: 05362-241192, 9196008963 | www.jpkhospital.com



सर्वे सन्तु निरामया

# राज डायग्नोस्टिक एण्ड मेडीकेयर

डिजिटल एक्सरे, पैथॉलाजी, अल्ट्रासाउण्ड, ई.सी.जी.

ठाकुर प्रसाद काम्प्लेक्स, निकट सिटी कार्ट मॉल, गल्ला मण्डी मोड़, जिला अस्पताल रोड-सुलतानपुर

Report No : 54,099  
 Patient Name : Mr. SAIYAD IKBAL HUSAIN  
 Age (Y-M-D) : 58 - 0 - 0  
 Sex : Male  
 Referred By : DHS



Bill No. / Day Sr.: 26-Oct-24 12  
 Receiving Date : 26-Oct-24 12  
 Reporting Date :

## ULTRASONOGRAPHIC FINDINGS OF WHOLE ABDOMEN MALE.

<b>LIVER</b>	: Liver is normal in size and echogenicity. No focal or diffuse mass lesion seen.No IHBD dilatation seen.
<b>GALL BLADDER</b>	: Gall bladder is normal in distension & shows echofree lumen. Wall thickness is within normal limit. No obvious GB calculus / sludgeness noted.
<b>PV/CBD</b>	: Portal vein and CBD are normal in their course and calibre.
<b>PANCREAS</b>	: Pancreas is normal in size, contour & echotexture.
<b>SPLEEN.</b>	: Spleen is normal in size mm and echogenicity. No focal or diffuse mass lesion seen.
<b>KIDNEYS</b>	: Both kidneys are normal in size, contour and echopattern. Cortico medullary differentiation is normally preserved. <b>SINGLE LT. RENAL CORTICAL CYST SIZE ABOUT 39 X 50 MM SEEN.</b> No calculus No hydronephrosis is seen.
<b>URETER</b>	: B/L ureters are normally visualized.
<b>U.BLADDER</b>	: Urinary Bladder is normal in wall thickness with evidence of anechoic lumen. No calculi or mass lesion seen.
<b>PROSTATE</b>	: Prostate is normal in size, shape & echo-texture. No mass lesion is seen.
<b>POST VOID</b>	: Not done.
<b>BOWEL</b>	: Gaseous Bowel loops are normal in calibre & wall thickness.No dilated loops are seen.No ascitis or fluid collection seen in abdominal cavity. No obvious lymphadenopathy noted.
<b>IMPRESSION</b>	: <b>SINGLE LT. RENAL CORTICAL CYST SIZE ABOUT 39 X 50 MM SEEN.</b>

Dr. J. P. SINGH  
 M.D.(Medicine) FACP (USA)  
 Director & Consultant Physician  
 J P K Hospital & Trauma Center Pvt. Ltd.

Dr. Amit Kumar  
 M.B.B.S. MS  
 Reg.No.-29176  
 Dr. Amit Kumar  
 (Sonologist.)

Timings : 8.30 AM to 7.30 PM, Sunday, 9.00 AM to 2.00 PM.

This is Profession opinion clinicians are requested to correlate pathological finding with clinical feature.  
 If there is any doubt please repeat test free of cost.

{ NOT FOR MEDICO LEGAL PURPOSE }

# JPK CLINIC & DIAGNOSTICS

( A unit of JPK Hospitals & Trauma Center Pvt. Ltd. )  
Super Market, Sultanpur -228 001 (U.P.)  
Ph. : 05362-241192, 9196008963  
www.jpkhospitals.com



## Patient Demographics

<b>MR.SYADIQBAL HUSSAIN/261024</b>					<b>Study</b>	
					<b>Date: 26/10/2024</b>	
DOB: 26/10/1966	Age: 58y	Gender: M	Ht: 5'4"	Wt: 176lb	BSA: 1.86 m <sup>2</sup>	
Referring Physician: BY SELF					Performed By: DR JP SINGH	

## Adult Echo: Measurements and Calculations

### 2D

LV Mass (Cubed)	333 g	MV Area (Planim)	1.67 cm <sup>2</sup>
LV Mass Index(Cubed)	179 g/m <sup>2</sup>	MV Area	1.67 cm <sup>2</sup>

### MMode

IVSd (MM)	1.33 cm	ESV (MM-Teich)	83.5 ml	EF (MM-Cubed)	62.7 %
LVIDd (MM)	5.99 cm	SV (MM-Teich)	95.5 ml	FS (MM-Cubed)	28.0 %
LVPWd (MM)	1.18 cm	FS (MM-Teich)	28.0 %	SI (MM-Cubed)	72.6 ml/m <sup>2</sup>
IVSs (MM)	1.75 cm	EF (MM-Teich)	53.4 %	IVS % (MM)	31.6 %
LVIDs (MM)	4.31 cm	SI (MM-Teich)	51.3 ml/m <sup>2</sup>	LVPW % (MM)	48.3 %
LVPWs (MM)	1.75 cm	EDV (MM-Cubed)	215 ml	LA Dimen (MM)	4.0 cm
IVS/LVPW (MM)	1.13	ESV (MM-Cubed)	80.1 ml	AoR Diam (MM)	2.9 cm
EDV (MM-Teich)	179 ml	SV (MM-Cubed)	135 ml	LA/Ao (MM)	1.38

### Facilities Available

MR.SYADIQBAL HUSSAIN/261024 • PFT • Endoscopy • Hematology • Biochemistry • Microbiology • FNAC • Histopathology 1/2  
• Sample Collection from Home & Online Delivery of Reports • ABP • TMT • Echocardiography • Ultrasound

# Doppler

AV Vmax		MV VTI		TR Vmax	
Max PG	6 mmHg	Mean PG	7 mmHg	Max PG	10 mmHg
Vmax	118 cm/s	VTI	74.4 cm	Vmax	155 cm/s
		Vmean	130 cm/s		
MV Vmax		SV (MV)	124 ml	PV Vmax	
Max PG	14 mmHg			Max PG	6 mmHg
Vmax	187 cm/s			Vmax	118 cm/s

# Comments

<CHRONIC WITH SEVERE MS , MOD MR; MVA- (PLANT) 1.7 Sq. cm  
<MV SCORE-08/16M=2,T=2,SV=2,C=2  
<MILD AR; MOD MR; NO TR.  
<NEAR NORMAL LV SYSTOLIC FUNCTION, LVEF 54%  
<NO CLOT/VEGETATIONS/PERICARDIAL EFFUSION

# Signature

Signature:  
Name(Print):



Dr. J.P. SINGH  
M.D. (Medicine) FACPI (USA)  
Director & Consultant Physician  
JPK Clinic & Diagnostics  
JPK Clinic & Diagnostics

Date:



# JPK HOSPITAL and Trauma Centre Pvt. Ltd.

Tantiya Nagar Bypass Chauraha  
Sultanpur (U.P.) - 228119  
Mob.: 8738008963



Patient ID : JPKH-MRN-50704  
Name : Mr. Syed Iqbal Hussain  
Age/Gender : 57Y/M  
Date/Time : 27-10-2024/14:32  
Referred By : SELF

## INVESTIGATION

## RESULT

## REFERENCE RANGE

### BIO-CHEMISTRY

#### Gamma Glutamyl transferase (GGT)

LRN-017297

**GGT**

23.0 U/L

5-36 U/L (Female)

8-61 U/L (Male)

Observation

Sample Collection 27 Oct 2024 / 14:39  
Result Approval 29 Oct 2024 / 17:42

#### PSA Total

LRN-017297

**PSA TOTAL**

1.14 ng/mL

<4.00 ng/mL

Observation

Sample Collection 27 Oct 2024 / 14:39  
Result Approval 29 Oct 2024 / 17:42

#### Fasting blood sugar

LRN-017297

**Fasting Blood Sugar**

118.0 mg/dL

70-110 mg/dl

Observation

Sample Collection 27 Oct 2024 / 14:39  
Result Approval 29 Oct 2024 / 17:42

#### Blood Urea Nitrogen (BUN)

LRN-017298

**Blood Urea Nitrogen (BUN)**

12.6 mg/dL

5-18 mg/dL Infant/Child

6-20 mg/dL Adult

8-23 mg/dL Adult >60Yr

Sample Collection 27 Oct 2024 / 14:39  
Result Approval 29 Oct 2024 / 17:42

#### Serum Creatinine

LRN-017297

**Serum Creatinine**

1.1 mg/dL

Male 0.9-1.3 mg/dL

Female 0.6-1.1 mg/dL

*Rakesh*

Rakesh Sharma  
Lab Technician

Dr. SHIWANGI  
MBBS DCP (ONB)  
Consultant Pathologist  
(JPK Hospitals & Trauma Centre Pvt. Ltd.)

This is an Electronically Generated Report. This report is based on the specimen/s received. The report may need to be correlated clinically as laboratory

### Facilities Available

- Dialysis
- ECG
- PFT
- Endoscopy
- Hematology
- Biochemistry
- Microbiology
- FNAC
- Sample Collection from Home & Online Delivery of Reports
- ABP
- TMT
- Echocardiography
- Ultrasound
- Histopathology

# JPK HOSPITAL and Trauma Centre Pvt. Ltd.

Tantiya Nagar Bypass Chauraha  
Sultanpur (U.P.) - 228119  
Mob.: 8738008963



Patient ID : JPKH-MRN-50704  
Name : Mr. Syed Iqbal Hussain  
Age/Gender : 57Y/M  
Date/Time : 27-10-2024/14:32  
Referred By : SELF

INVESTIGATION	RESULT	REFERENCE RANGE
---------------	--------	-----------------

Observation

Sample Collection 27 Oct 2024 / 14:39  
Result Approval 29 Oct 2024 / 17:42

LRN-017298

### Lipid Profile

Total Cholesterol

198.9 mg/dl

Desirable < 200 mg/dL  
Borderline 200-239 mg/dL  
High > 240 mg/dL

Triglycerides

104.4 mg/dL

Normal < 150 mg/dL  
Borderline High 150-199 mg/dL  
High 200-499 mg/dL  
Very high > 500 mg/dL

HDL

56.9 mg/dL

Low < 40 mg/dL  
Normal 40 -60 mg/dL  
High > 60 mg/dL

LDL

105.4 mg/dL

Optimal <100 mg/dL  
Near Optimal 100-129 mg/dL  
Borderline high 130-159 mg/dL  
High 160-189 mg/dL

VLDL

20.8 mg/dL

Very high >190 mg/dL  
15-30 mg/dL  
Desirable < 20 mg/dL  
Borderline High 21-39 mg/dL

TC/HDL Ratio

3.4

High > 40 mg/dL  
( Less than 5.0 )

LDL/HDL

1.8

UPTO 3.5



Sample Collection 27 Oct 2024 / 14:39  
Result Approval 29 Oct 2024 / 17:42

LRN-017297

### Post Prandial Blood Glucose

Post Prandial Blood Glucose

119.0 mg/dL

90 - 140 mg/dL

Observation

*Rakesh*

Rakesh Sharma  
Lab Technician

Dr. SHIWANGI  
MBBS, DCP (ONB)  
Consultant Pathologist  
(JPK Hospitals & Trauma Centre)

This is an Electronically Generated Report. This report is based on the specimen/e received. The report may need to be correlated clinically as laboratory

### Facilities Available

- Dialysis ● ECG ● PFT ● Endoscopy ● Hematology ● Biochemistry ● Microbiology ● FNAC
- Sample Collection from Home & Online Delivery of Reports ● ABP ● TMT ● Echocardiography ● Ultrasound ● Histopathology

# JPK HOSPITAL and Trauma Centre Pvt. Ltd.

Tantiya Nagar Bypass Chauraha  
Sultanpur (U.P.) - 228119  
Mob.: 8738008963



Patient ID : JPKH-MRN-50704  
Name : Mr. Syed Iqbal Hussain  
Age/Gender : 57Y/M  
Date/Time : 27-10-2024/14:32  
Referred By : SELF

INVESTIGATION	RESULT	REFERENCE RANGE
Sample Collection 27 Oct 2024 / 14:39 Result Approval 29 Oct 2024 / 19:07		
LRN-017299 <b>Glycosylated Haemoglobin</b>	<b>HbA1C</b> 5.7 %	4-6% - NON-DIABETIC 6-7% - GOOD CONTROL 7-8% - FAIR CONTROL >8% - ACTION SUGGESTED
Sample Collection 27 Oct 2024 / 14:39 Result Approval 29 Oct 2024 / 17:42		
LRN-017297 <b>Uric Acid</b>	<b>Uric Acid</b> 5.6 mg/dL	Male 4.0-8.5 mg/dL Female: 2.7-7.3 mg/dL
Observation		
Sample Collection 27 Oct 2024 / 14:39 Result Approval 29 Oct 2024 / 17:42		
LRN-017298 <b>Bilirubin Total</b>	<b>Liver Function Test (LFT)</b> 0.65 mg/dL	10.0 - 14.0 mg/dL 3-5 Days (Premature) 4.0 - 8.0 mg/dL 3-5 Days (Full Term)
<b>Bilirubin Direct</b>	0.24 mg/dL	0.0 - 1.0 mg/dL (Adult)
<b>Bilirubin Indirect</b>	0.41 mg/dL	0.0 - 0.2 mg/dL
<b>SGOT</b>	34.1 U/L	0.0 - 0.8 mg/dL upto 40 U/L (Males) upto 32 U/L (Females)
<b>SGPT</b>	29.8 U/L	upto 41 U/L (Males) upto 33 U/L (Females)
<b>Alkaline Phosphatase</b>	80.0 U/L	UPTO 125 U/L
<b>Total Protein</b>	6.74 g/dL	6.0 - 8.0 g/dL
<b>Albumin</b>	4.36 g/dL	3.5 - 5.2 g/dL
<b>Globulin</b>	2.38 g/dL	1.5 - 3.0 g/dL

Rakesh Sharma  
Lab Technician

Dr. SHIWANGI  
MBBS, DCP (QNB)  
Consultant Pathologist  
(JPK Hospitals & Trauma Centre Pvt. Ltd.)

This is an Electronically Generated Report. This report is based on the specimen/s received. The report may need to be correlated clinically as laboratory

### Facilities Available

- Dialysis ● ECG ● PFT ● Endoscopy ● Hematology ● Biochemistry ● Microbiology ● FNAC
- Sample Collection from Home & Online Delivery of Reports ● ABP ● TMT ● Echocardiography ● Ultrasound ● Histopathology

# JPK HOSPITAL and Trauma Centre Pvt. Ltd.

Tantiya Nagar Bypass Chauraha  
Sultanpur (U.P.) - 228119  
Mob.: 8738008963



Patient ID : JPKH-MRN-50704  
Name : Mr. Syed Iqbal Hussain  
Age/Gender : 57Y/M  
Date/Time : 27-10-2024/14:32  
Referred By : SELF

INVESTIGATION	RESULT	REFERENCE RANGE
---------------	--------	-----------------

A/G 1.8 1 - 2

Sample Collection 27 Oct 2024 / 14:39  
Result Approval 29 Oct 2024 / 17:42



*Rakesh*

Rakesh Sharma  
Lab Technician

Dr. SHIWANGI  
MBBS, DCP (GNB)  
Consultant Pathologist  
(JPK Hospitals & Trauma Centre)

This is an Electronically Generated Report. This report is based on the specimen/s received. The report may need to be correlated clinically as laboratory

### Facilities Available

- Dialysis ● ECG ● PFT ● Endoscopy ● Hematology ● Biochemistry ● Microbiology ● FNAC
- Sample Collection from Home & Online Delivery of Reports ● ABP ● TMT ● Echocardiography ● Ultrasound ● Histopathology

# JPK HOSPITAL and Trauma Centre Pvt. Ltd.

Tantiya Nagar Bypass Chauraha  
Sultanpur (U.P.) - 228119  
Mob.: 8738008963



Patient ID : JPKH-MRN-50704  
Name : Mr. Syed Iqbal Hussain  
Age/Gender : 57Y/M  
Date/Time : 27-10-2024/14:32  
Referred By : SELF

INVESTIGATION	RESULT	REFERENCE RANGE
---------------	--------	-----------------

INVESTIGATION	RESULT	REFERENCE RANGE
<b>HAEMATOLOGY</b>		
<b>Complete Blood Count</b>		
Haemoglobin	12.6 g/dL	13-18g/dL(>15yr Adult Male) 12-15g/dL(>15yrAdult Female)
WBC Count	6170	4000-11,000/cumm
Differential Count		
Neutrophils	50 %	40-75 %
Lymphocytes	37 %	20-45 %
Eosinophils	06 %	01-08 %
Monocytes	07 %	02-10 %
Basophils	00 %	00-01 %
RBC Count	4.58 million/cumm	4.5-6.0 million/cumm (Male) 4.0-5.5 million/cumm (Female)
PCV	39.1 %	40-54 % (>15yr Adult Male) 34-48 % (>15yr Adult Female)
MCV	85.5 fl	75-95 fl
MCH	27.4 pg	26-32 pg
MCHC	32.1 %	30-35%
Platelet Count	80000 cells/cumm	150000 - 400000 cells/cumm
Mean Platelet Volume(MPV)	15.7 fL	7.5-11.5 fL
RDW-CV	13.1 %	11-16 %
RDW-SD	42.4 %	35-56 %
Observation		

Sample Collection 27 Oct 2024 / 14:39  
Result Approval 29 Oct 2024 / 17:42

# JPK HOSPITAL

## ॥ सर्वे सन्तु निरामयाः ॥

<b>Erythrocyte sedimentation Rate (ESR)</b>		
Erythrocyte sedimentation Rate (ESR)	12 mm/hr	Male : 0 - 10 mm/hr Female : 0 - 20 mm/hr
Observation		

Sample Collection 27 Oct 2024 / 14:39

Rakesh Sharma  
Lab Technician

Dr. SHIWANGI  
MBBS, DCP (ONB)  
Consultant Pathologist  
(JPK Hospitals & Trauma Centre Pvt. Ltd.)

This is an Electronically Generated Report. This report is based on the specimen/s received. The report may need to be correlated clinically as laboratory

### Facilities Available

- Dialysis ● ECG ● PFT ● Endoscopy ● Hematology ● Biochemistry ● Microbiology ● FNAC
- Sample Collection from Home & Online Delivery of Reports ● ABP ● TMT ● Echocardiography ● Ultrasound ● Histopathology

# JPK HOSPITAL and Trauma Centre Pvt. Ltd.

Tantiya Nagar Bypass Chauraha  
Sultanpur (U.P.) - 228119  
Mob.: 8738008963



Patient ID : JPKH-MRN-50704  
Name : Mr. Syed Iqbal Hussain  
Age/Gender : 57Y/M  
Date/Time : 27-10-2024/14:32  
Referred By : SELF

## INVESTIGATION

## RESULT

## REFERENCE RANGE

Result Approval 29 Oct 2024 / 17:42

LRN-017296

**Blood Group**

**RH Typing**


**Observation**

**Blood grouping and Rh typing**

AB

POSITIVE (+)

Sample Collection 27 Oct 2024 / 14:39  
Result Approval 29 Oct 2024 / 17:42



# JPK HOSPITAL

॥ सर्वे सन्तु निरामयाः ॥

*Rakesh*

Rakesh Sharma  
Lab Technician

Dr. SHIWANGI  
MBBS, FCP (DNB)  
Consultant Pathologist  
(JPK Hospitals & Trauma Centre Pvt. Ltd.)

This is an Electronically Generated Report. This report is based on the specimen/s received. The report may need to be correlated clinically as laboratory

### Facilities Available

- Dialysis ● ECG ● PFT ● Endoscopy ● Hematology ● Biochemistry ● Microbiology ● FNAC
- Sample Collection from Home & Online Delivery of Reports ● ABP ● TMT ● Echocardiography ● Ultrasound ● Histopathology

# JPK HOSPITAL and Trauma Centre Pvt. Ltd.

Tantiya Nagar Bypass Chauraha  
Sultanpur (U.P.) - 228119  
Mob.: 8738008963



Patient ID : JPKH-MRN-50704  
Name : Mr. Syed Iqbal Hussain  
Age/Gender : 57Y/M  
Date/Time : 27-10-2024/14:32  
Referred By : SELF

INVESTIGATION	RESULT	REFERENCE RANGE
---------------	--------	-----------------

INVESTIGATION	RESULT	REFERENCE RANGE
LRN-017300	Clinical Pathology	
	URINE-ROUTINE/MICROSCOPY	
<b>PHYSICAL EXAMINATION</b>		
Quantity in ml	20 ML	
Urine Color	PALE YELLOW	
Reaction	ACIDIC	
<b>CHEMICAL EXAMINATION</b>		
Leukocytes	NEGATIVE	
Nitrite	NEGATIVE	
Urobilinogen	NEGATIVE	
pH	6.0	
Blood	NEGATIVE	
Sp.Gravity	1.020	
Ketone	NEGATIVE	
Bilirubin	NEGATIVE	
Glucose	NEGATIVE	
Protein	NEGATIVE	
<b>MICROSCOPIC EXAMINATION</b>		
Epithelial Cells	2-3/HIGH POWER FIELD	
RBC	NIL	
Pus Cells	1-2/HIGH POWER FIELD	
Casts	NOT SEEN	
Crystals	NOT SEEN	
Observation		

Sample Collection 27 Oct 2024 / 14:39  
Result Approval 29 Oct 2024 / 17:42

# JPK HOSPITAL

## ॥ सर्वे सन्तु निरामयाः ॥

*Rakesh*

Rakesh Sharma  
Lab Technician

Dr. SHIWANGI  
MBBS, DCP (ONB)  
Consultant Pathologist  
(JPK Hospitals & Trauma)

This is an Electronically Generated Report. This report is based on the specimen/s received. The report may need to be correlated clinically as laboratory

### Facilities Available

- Dialysis ● ECG ● PFT ● Endoscopy ● Hematology ● Biochemistry ● Microbiology ● FNAC
- Sample Collection from Home & Online Delivery of Reports ● ABP ● TMT ● Echocardiography ● Ultrasound ● Histopathology

# JPK HOSPITAL and Trauma Centre Pvt. Ltd.

Tantiya Nagar Bypass Chauraha  
Sultanpur (U.P.) - 228119  
Mob.: 8738008963




Patient ID : JPKH-MRN-50704  
Name : Mr. Syed Iqbal Hussain  
Age/Gender : 57Y/M  
Date/Time : 27-10-2024/14:32  
Referred By : SELF

INVESTIGATION	RESULT	REFERENCE RANGE
LRN-017301	CHEMILUMINESCENCE IMMUNOASSAY	
	Thyroid Function Test (T3, T4, TSH)	
T3	1.21 ng/mL	0.69-2.15
T4	86.3 ng/mL	52-127
TSH	2.41 $\mu$ IU/mL	21 weeks- 20 years: 0.7-6.4 $\mu$ IU/mL 21-54 years: 0.4 - 4.2 $\mu$ IU/mL 55- 87 years: 0.5 – 8.9 $\mu$ IU/mL Pregnancy: 1st Trimester: 0.24 – 2.99 $\mu$ IU/mL 2nd Trimester: 0.46 – 2.95 $\mu$ IU/mL 3rd Trimester: 0.43 – 2.78 $\mu$ IU/mL

Observation

Sample Collection 27 Oct 2024 / 14:39  
Result Approval 29 Oct 2024 / 17:42

----- End of Report -----



# JPK HOSPITAL

॥ सर्वे सन्तु निरामयाः ॥

Rakesh Sharma  
Lab Technician

Dr. SHIWANGI  
MBBS, DCP (DNB)  
Consultant Pathologist  
(JPK Hospitals & Trauma Centre Pvt. Ltd.)

This is an Electronically Generated Report. This report is based on the specimen/s received. The report may need to be correlated clinically as laboratory

### Facilities Available

- Dialysis
- ECG
- PFT
- Endoscopy
- Hematology
- Biochemistry
- Microbiology
- FNAC
- Sample Collection from Home & Online Delivery of Reports
- ABP
- TMT
- Echocardiography
- Ultrasound
- Histopathology





Adult Echo

TIS0.7 MI 1.3

S5-1  
59Hz  
15cm

2D  
74%  
C 50  
P Low  
HGen

÷ MV Area 1.67 cm<sup>2</sup>  
MV Area 1.67 cm<sup>2</sup>  
SV (MV) 124 ml



Adult Echo

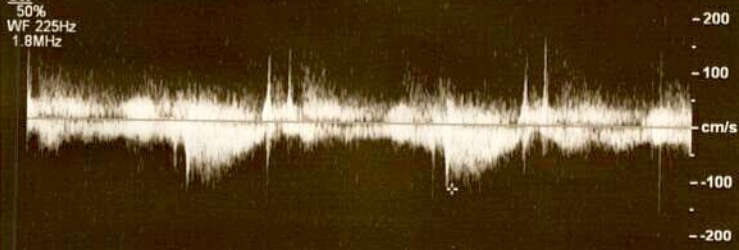
TIS0.7 MI 0.1

S5-1  
24Hz  
15cm

2D  
74%  
C 50  
P Low  
HGen  
CF  
70%  
4000Hz  
WF 399Hz  
2.5MHz

CW  
50%  
WF 225Hz  
1.8MHz

÷ AV Vmax  
Vmax 118 cm/s  
Max PG 6 mmHg



## Adult Echo

TIS1.0 MI 1.3

S5-1  
52Hz  
15cm

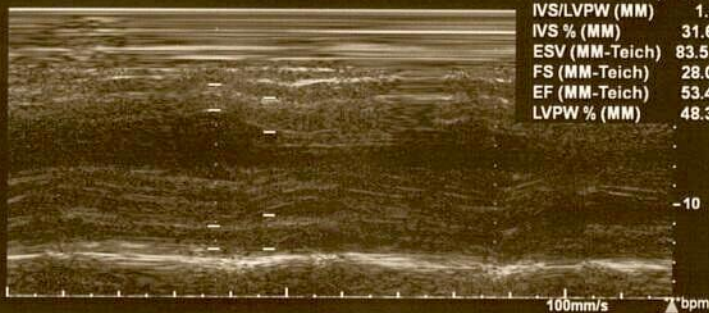
M3

## 2D / MM

64% 64%  
C 50  
P Low  
HGen

- IVSd	1.33 cm
- LVIDd	5.99 cm
- LVPWd	1.18 cm
- IVSs	1.75 cm
- LVIDs	4.31 cm
- LVPWs	1.75 cm

EDV (MM-Teich)	179 ml
IVS/LVPW (MM)	1.13
IVS % (MM)	31.6 %
ESV (MM-Teich)	83.5 ml
FS (MM-Teich)	28.0 %
EF (MM-Teich)	53.4 %
LVPW % (MM)	48.3 %



## Adult Echo

TIS1.0 MI 1.3

S5-1  
52Hz  
15cm

M3

## 2D / MM

64% 64%  
C 50  
P Low  
HGen

- AoR Diam	2.9 cm
- LA Dimen	4.0 cm
LA/Ao (MM)	1.38

