

Patient Name : Mr.DEVENDRA DILIP ZADE
Age/Gender : 42 Y 5 M 10 D/M
UHID/MR No : SPUN.0000048390
Visit ID : SPUNOPV65037
Ref Doctor : Dr.SELF
Emp/Auth/TPA ID : 9564

Collected : 08/Jul/2024 10:02AM
Received : 08/Jul/2024 03:54PM
Reported : 08/Jul/2024 04:25PM
Status : Final Report
Sponsor Name : ARCOFEMI HEALTHCARE LIMITED

DEPARTMENT OF HAEMATOLOGY

ARCOFEMI - MEDIWHEEL - PMC PACK H - PAN INDIA - FY2324

Test Name	Result	Unit	Bio. Ref. Range	Method
HEMOGRAM , WHOLE BLOOD EDTA				
HAEMOGLOBIN	14.8	g/dL	13-17	Spectrophotometer
PCV	44.20	%	40-50	Electronic pulse & Calculation
RBC COUNT	4.76	Million/cu.mm	4.5-5.5	Electrical Impedance
MCV	92.9	fL	83-101	Calculated
MCH	31.2	pg	27-32	Calculated
MCHC	33.5	g/dL	31.5-34.5	Calculated
R.D.W	13.6	%	11.6-14	Calculated
TOTAL LEUCOCYTE COUNT (TLC)	11,160	cells/cu.mm	4000-10000	Electrical Impedance
DIFFERENTIAL LEUCOCYTIC COUNT (DLC)				
NEUTROPHILS	73.5	%	40-80	Electrical Impedance
LYMPHOCYTES	16.1	%	20-40	Electrical Impedance
EOSINOPHILS	1.5	%	1-6	Electrical Impedance
MONOCYTES	8.6	%	2-10	Electrical Impedance
BASOPHILS	0.3	%	<1-2	Electrical Impedance
ABSOLUTE LEUCOCYTE COUNT				
NEUTROPHILS	8202.6	Cells/cu.mm	2000-7000	Calculated
LYMPHOCYTES	1796.76	Cells/cu.mm	1000-3000	Calculated
EOSINOPHILS	167.4	Cells/cu.mm	20-500	Calculated
MONOCYTES	959.76	Cells/cu.mm	200-1000	Calculated
BASOPHILS	33.48	Cells/cu.mm	0-100	Calculated
Neutrophil lymphocyte ratio (NLR)	4.57		0.78- 3.53	Calculated
PLATELET COUNT	214000	cells/cu.mm	150000-410000	Electrical impedance
ERYTHROCYTE SEDIMENTATION RATE (ESR)	2	mm at the end of 1 hour	0-15	Modified Westergren
PERIPHERAL SMEAR				

**RBC's are Normocytic Normochromic,
WBC's Neutrophilic Leucocytosis
Platelets are Adequate
No Abnormal cells seen.**


Dr Sneha Shah
MBBS, MD (Pathology)
Consultant Pathologist

SIN No:BED240177466



This test has been performed at Apollo Health and Lifestyle Ltd- Sadashiv Peth Pune, Diagnostics Lab

Apollo Speciality Hospitals Private Limited

(Formerly known as a Nova Speciality Hospitals Private Limited)

CIN- U85100TG2009PTC099414

Regd Off:1-10-62/62 ,5th Floor, Ashoka RaghupathiChambers, Begumpet, Hyderabad, Telangana - 500016

Address:

P.No.9 & 10a, S.NO.2/64, Renata Chambers, Saras Baug Road, Vijayanagar Colony, Opp. Sanas Play Ground, Sadashiv Peth, Pune, Maharashtra



Certificate No: MC-5697

Patient Name : Mr.DEVENDRA DILIP ZADE
Age/Gender : 42 Y 5 M 10 D/M
UHID/MR No : SPUN.0000048390
Visit ID : SPUNOPV65037
Ref Doctor : Dr.SELF
Emp/Auth/TPA ID : 9564

Collected : 08/Jul/2024 10:02AM
Received : 08/Jul/2024 03:54PM
Reported : 08/Jul/2024 04:25PM
Status : Final Report
Sponsor Name : ARCOFEMI HEALTHCARE LIMITED

DEPARTMENT OF HAEMATOLOGY

ARCOFEMI - MEDIWHEEL - PMC PACK H - PAN INDIA - FY2324

Sneha Shah
Dr Sneha Shah
MBBS, MD (Pathology)
Consultant Pathologist

SIN No:BED240177466



This test has been performed at Apollo Health and Lifestyle Ltd- Sadashiv Peth Pune, Diagnostics Lab

Apollo Speciality Hospitals Private Limited

(Formerly known as a Nova Speciality Hospitals Private Limited)

CIN- U85100TG2009PTC099414

Regd Off:1-10-62/62 ,5th Floor, Ashoka RaghupathiChambers,
Begumpet, Hyderabad, Telangana - 500016

Address:

P.No.9 & 10a, S.NO.2/64, Renata Chambers, Saras Baug Road,
Vijayanagar Colony, Opp. Sanas Play Ground, Sadashiv Peth,
Pune, Maharashtra



Certificate No: MC-5697

Patient Name : Mr.DEVENDRA DILIP ZADE	Collected : 08/Jul/2024 10:02AM
Age/Gender : 42 Y 5 M 10 D/M	Received : 08/Jul/2024 03:54PM
UHID/MR No : SPUN.0000048390	Reported : 08/Jul/2024 05:23PM
Visit ID : SPUNOPV65037	Status : Final Report
Ref Doctor : Dr.SELF	Sponsor Name : ARCOFEMI HEALTHCARE LIMITED
Emp/Auth/TPA ID : 9564	

DEPARTMENT OF HAEMATOLOGY

ARCOFEMI - MEDIWHEEL - PMC PACK H - PAN INDIA - FY2324

Test Name	Result	Unit	Bio. Ref. Range	Method
BLOOD GROUP ABO AND RH FACTOR , WHOLE BLOOD EDTA				
BLOOD GROUP TYPE	O			Microplate Hemagglutination
Rh TYPE	Positive			Microplate Hemagglutination

Sneha Shah
Dr Sneha Shah
MBBS, MD (Pathology)
Consultant Pathologist

SIN No:BED240177466



This test has been performed at Apollo Health and Lifestyle Ltd- Sadashiv Peth Pune, Diagnostics Lab

Apollo Speciality Hospitals Private Limited

(Formerly known as a Nova Speciality Hospitals Private Limited)

CIN- U85100TG2009PTC099414

Regd Off:1-10-62/62 ,5th Floor, Ashoka RaghupathiChambers,
Begumpet, Hyderabad, Telangana - 500016

Address:

P.No.9 & 10a, S.NO.2/64, Renata Chambers, Saras Baug Road,
Vijayanagar Colony, Opp. Sanas Play Ground, Sadashiv Peth,
Pune, Maharashtra



Certificate No: MC-5697

Patient Name : Mr.DEVENDRA DILIP ZADE	Collected : 08/Jul/2024 10:02AM
Age/Gender : 42 Y 5 M 10 D/M	Received : 08/Jul/2024 04:04PM
UHID/MR No : SPUN.0000048390	Reported : 08/Jul/2024 05:00PM
Visit ID : SPUNOPV65037	Status : Final Report
Ref Doctor : Dr.SELF	Sponsor Name : ARCOFEMI HEALTHCARE LIMITED
Emp/Auth/TPA ID : 9564	

DEPARTMENT OF BIOCHEMISTRY

ARCOFEMI - MEDIWHEEL - PMC PACK H - PAN INDIA - FY2324

Test Name	Result	Unit	Bio. Ref. Range	Method
GLUCOSE, FASTING , NAF PLASMA	149	mg/dL	70-100	HEXOKINASE

Comment:

As per American Diabetes Guidelines, 2023

Fasting Glucose Values in mg/dL	Interpretation
70-100 mg/dL	Normal
100-125 mg/dL	Prediabetes
≥126 mg/dL	Diabetes
<70 mg/dL	Hypoglycemia

Note:

- 1.The diagnosis of Diabetes requires a fasting plasma glucose of > or = 126 mg/dL and/or a random / 2 hr post glucose value of > or = 200 mg/dL on at least 2 occasions.
2. Very high glucose levels (>450 mg/dL in adults) may result in Diabetic Ketoacidosis & is considered critical.

Test Name	Result	Unit	Bio. Ref. Range	Method
GLUCOSE, POST PRANDIAL (PP), 2 HOURS , SODIUM FLUORIDE PLASMA (2 HR)	145	mg/dL	70-140	HEXOKINASE

Comment:

It is recommended that FBS and PPBS should be interpreted with respect to their Biological reference ranges and not with each other.
Conditions which may lead to lower postprandial glucose levels as compared to fasting glucose levels may be due to reactive hypoglycemia, dietary meal content, duration or timing of sampling after food digestion and absorption, medications such as insulin preparations, sulfonylureas, amylin analogues, or conditions such as overproduction of insulin.

Test Name	Result	Unit	Bio. Ref. Range	Method
ALANINE AMINOTRANSFERASE (ALT/SGPT) , SERUM	34.2	U/L	<50	IFCC

Page 4 of 7


Dr Sneha Shah
MBBS, MD (Pathology)
Consultant Pathologist

SIN No:SE04774086



This test has been performed at Apollo Health and Lifestyle Ltd- Sadashiv Peth Pune, Diagnostics Lab

Apollo Speciality Hospitals Private Limited

(Formerly known as a Nova Speciality Hospitals Private Limited)

CIN- U85100TG2009PTC099414

Regd Off:1-10-62/62 ,5th Floor, Ashoka RaghupathiChambers, Begumpet, Hyderabad, Telangana - 500016

Address:

P.No.9 & 10a, S.NO.2/64, Renata Chambers, Saras Baug Road, Vijayanagar Colony, Opp. Sanas Play Ground, Sadashiv Peth, Pune, Maharashtra



Certificate No: MC-5697

Patient Name : Mr.DEVENDRA DILIP ZADE
Age/Gender : 42 Y 5 M 10 D/M
UHID/MR No : SPUN.0000048390
Visit ID : SPUNOPV65037
Ref Doctor : Dr.SELF
Emp/Auth/TPA ID : 9564

Collected : 08/Jul/2024 10:02AM
Received : 08/Jul/2024 04:04PM
Reported : 08/Jul/2024 05:00PM
Status : Final Report
Sponsor Name : ARCOFEMI HEALTHCARE LIMITED

DEPARTMENT OF BIOCHEMISTRY

ARCOFEMI - MEDIWHEEL - PMC PACK H - PAN INDIA - FY2324

Comment:

ALT elevations are noted in liver parenchymal diseases, leading to injury / destruction of hepatocytes. ALT levels are seen to be elevated even before the signs and symptoms of the liver injury appear. The ALT levels remain high longer in blood as compared to AST levels. And though both the enzymes increase in liver injury, the rise in ALT is more compared to AST, thus also altering the ALT:AST ratio.

Test Name	Result	Unit	Bio. Ref. Range	Method
BILIRUBIN, TOTAL , SERUM	0.86	mg/dL	0.3-1.2	DPD

Test Name	Result	Unit	Bio. Ref. Range	Method
CREATININE , SERUM	0.75	mg/dL	0.72 - 1.18	Modified Jaffe, Kinetic

Sneha Shah
Dr Sneha Shah
MBBS, MD (Pathology)
Consultant Pathologist

SIN No:SE04774086



This test has been performed at Apollo Health and Lifestyle Ltd- Sadashiv Peth Pune, Diagnostics Lab

Apollo Speciality Hospitals Private Limited

(Formerly known as a Nova Speciality Hospitals Private Limited)

CIN- U85100TG2009PTC099414

Regd Off:1-10-62/62 ,5th Floor, Ashoka RaghupathiChambers, Begumpet, Hyderabad, Telangana - 500016

Address:

P.No.9 & 10a, S.NO.2/64, Renata Chambers, Saras Baug Road, Vijayanagar Colony, Opp. Sanas Play Ground, Sadashiv Peth, Pune, Maharashtra



Certificate No: MC-5697

Patient Name : Mr.DEVENDRA DILIP ZADE	Collected : 08/Jul/2024 10:02AM
Age/Gender : 42 Y 5 M 10 D/M	Received : 08/Jul/2024 03:53PM
UHID/MR No : SPUN.0000048390	Reported : 08/Jul/2024 04:25PM
Visit ID : SPUNOPV65037	Status : Final Report
Ref Doctor : Dr.SELF	Sponsor Name : ARCOFEMI HEALTHCARE LIMITED
Emp/Auth/TPA ID : 9564	

DEPARTMENT OF CLINICAL PATHOLOGY

ARCOFEMI - MEDIWHEEL - PMC PACK H - PAN INDIA - FY2324

Test Name	Result	Unit	Bio. Ref. Range	Method
COMPLETE URINE EXAMINATION (CUE) , URINE				
PHYSICAL EXAMINATION				
COLOUR	PALE YELLOW		PALE YELLOW	Physical measurement
TRANSPARENCY	CLEAR		CLEAR	Physical measurement
pH	5.0		5-7.5	Bromothymol Blue
SP. GRAVITY	1.006		1.002-1.030	Dipstick
BIOCHEMICAL EXAMINATION				
URINE PROTEIN	NEGATIVE		NEGATIVE	PROTEIN ERROR OF INDICATOR
GLUCOSE	POSITIVE++		NEGATIVE	GOD-POD
URINE BILIRUBIN	NEGATIVE		NEGATIVE	AZO COUPLING
URINE KETONES (RANDOM)	NEGATIVE		NEGATIVE	Sodium nitro prusside
UROBILINOGEN	NORMAL		NORMAL (0.1-1.8mg/dl)	Diazonium salt
NITRITE	NEGATIVE		NEGATIVE	Griess reaction
LEUCOCYTE ESTERASE	NEGATIVE		NEGATIVE	Diazonium salt
CENTRIFUGED SEDIMENT WET MOUNT AND MICROSCOPY				
PUS CELLS	1 - 2	/hpf	0-5	Automated Image based microscopy
EPITHELIAL CELLS	1 - 2	/hpf	< 10	Automated Image Based Microscopy
RBC	0	/hpf	0-2	Automated Image based microscopy
CASTS	NEGATIVE	/lpf	0-2 Hyaline Cast	Automated Image based microscopy
CRYSTALS	NEGATIVE	/hpf	Occasional-Few	Automated Image based microscopy

Comment:

All urine samples are checked for adequacy and suitability before examination. Microscopy findings are reported as an average of 10 high power fields.

Page 6 of 7



Dr Sneha Shah
MBBS, MD (Pathology)
Consultant Pathologist

SIN No:UR2382512



This test has been performed at Apollo Health and Lifestyle Ltd- Sadashiv Peth Pune, Diagnostics Lab

Apollo Speciality Hospitals Private Limited

(Formerly known as a Nova Speciality Hospitals Private Limited)

CIN- U85100TG2009PTC099414

Regd Off:1-10-62/62,5th Floor, Ashoka RaghupathiChambers, Begumpet, Hyderabad, Telangana - 500016

Address:

P.No.9 & 10a, S.NO.2/64, Renata Chambers, Saras Baug Road, Vijayanagar Colony, Opp. Sanas Play Ground, Sadashiv Peth, Pune, Maharashtra



Certificate No: MC-5697

Patient Name : Mr.DEVENDRA DILIP ZADE
Age/Gender : 42 Y 5 M 10 D/M
UHID/MR No : SPUN.0000048390
Visit ID : SPUNOPV65037
Ref Doctor : Dr.SELF
Emp/Auth/TPA ID : 9564

Collected : 08/Jul/2024 10:02AM
Received : 08/Jul/2024 03:53PM
Reported : 08/Jul/2024 04:25PM
Status : Final Report
Sponsor Name : ARCOFEMI HEALTHCARE LIMITED

DEPARTMENT OF CLINICAL PATHOLOGY

ARCOFEMI - MEDIWHEEL - PMC PACK H - PAN INDIA - FY2324

*** End Of Report ***

Page 7 of 7

Sneha Shah
Dr Sneha Shah
MBBS, MD (Pathology)
Consultant Pathologist

SIN No:UR2382512



This test has been performed at Apollo Health and Lifestyle Ltd- Sadashiv Peth Pune, Diagnostics Lab

Apollo Speciality Hospitals Private Limited


(Formerly known as a Nova Speciality Hospitals Private Limited)

CIN- U85100TG2009PTC099414

Regd Off:1-10-62/62 ,5th Floor, Ashoka RaghupathiChambers,
Begumpet, Hyderabad, Telangana - 500016

Address:

P.No.9 & 10a, S.NO.2/64, Renata Chambers, Saras Baug Road,
Vijayanagar Colony, Opp. Sanas Play Ground, Sadashiv Peth,
Pune, Maharashtra

Name : Mr. Devendra Dilip Zade Address : Chintamani Narayaneshwar Soc Shaniwar Peth Pune 30 Plan : ARCOFEMI MEDIWHEEL PMC CREDIT PAN INDIA OP AGREEMENT	Age: 42 Y Sex: M	UHID: SPUN.0000048390  OP Number: SPUNOPV65037 Bill No : SPUN-OCR-11168 Date : 08.07.2024 09:01
--	-----------------------------------	---

Sno	Serive Type/ServiceName	Department
1	ARCOFEMI - MEDIWHEEL - PMC PACK H - PAN INDIA - FY2324	
1	BILIRUBIN, TOTAL - SERUM	
2	GLUCOSE, FASTING	
3	HEMOGRAM + PERIPHERAL SMEAR	
4	ALANINE AMINOTRANSFERASE (ALT/SGPT), SERUM	
5	COMPLETE URINE EXAMINATION	
6	PERIPHERAL SMEAR	
7	ECG	
8	CREATININE, SERUM	
9	GLUCOSE, POST PRANDIAL (PP), 2 HOURS (POST MEAL) 11:30	
10	X-RAY CHEST PA	
11	FITNESS BY GENERAL PHYSICIAN	
12	BLOOD GROUP ABO AND RH FACTOR	
13	OPHTHAL BY GENERAL PHYSICIAN	
14	BUN/CREATININE RATIO	


CERTIFICATE OF MEDICAL FITNESS

This is to certify that I have conducted the clinical examination

of Devendra Zade on 08/07/24

After reviewing the medical history and on clinical examination it has been found that he/she is

	Tick
<ul style="list-style-type: none">• Medically Fit	<input checked="" type="checkbox"/>
<ul style="list-style-type: none">• Fit with restrictions/recommendations <p>Though following restrictions have been revealed, in my opinion, these are not impediments to the job.</p> <p>1.....</p> <p>2.....</p> <p>3.....</p> <p>However the employee should follow the advice/medication that has been communicated to him/her.</p> <p>Review after _____</p>	
<ul style="list-style-type: none">• Currently Unfit. Review after _____ recommended• Unfit	

Dr. Samrat 
General Physician
Apollo Spectra Hospital Pune

This certificate is not meant for medico-legal purposes

Dr. Samrat Shah
MBBS MD
Reg No. 2021097302
Consultant Internal Medicine
Apollo Speciality Hospital

Date : 08/07/24
 MRNO :
 Name : Devendra Zade
 Age/Gender :
 Mobile No : 421 M

Department : Gen Physician
 Consultant :
 Reg. No : Dr. Samrat
 Qualification : Shah
 Consultation Timing :
 5 PM - 9 PM

Pulse : 84/min	B. P. : 170/90 mm/hg	Resp : 20/min	Temp : 98 F
Weight : 68.76 kg	Height : 170 cm	BMI : —	Waist Circum : —

General Examination / Allergias History

Clinical Diagnosis & Management Plan

→ DM: 1yr : Tab Vylida M 850/150 AD.
 → HbA1c : 8.1 % (July 2024).
 (6.5-7).

Needs Consultation

Adm
 → Tab Sitalong DM 500
 1 — 0 — 0
 Tab Obimet SR 500
 0 — 0 — 1
 Tab Tellyz CH 40
 1 — 0 — 0 } 30

Dr. Samrat Shah
 MBBS MD

Reg No: 21097302

Consultant Internal Medicine
 Apollo Speciality Hospital

Follow up date: 30 days in PBS/PPBS.

Patient Name : Mr.DEVENDRA DILIP ZADE
 Age/Gender : 42 Y 5 M 10 D/M
 UHID/MR No : SPUN.0000048390
 Visit ID : SPUNOPV65037
 Ref Doctor : Dr.SELF
 Emp/Auth/TPA ID : 9564

Collected : 08/Jul/2024 10:02AM
 Received : 08/Jul/2024 03:54PM
 Reported : 08/Jul/2024 04:25PM
 Status : Final Report
 Sponsor Name : ARCOFEMI HEALTHCARE LIMITED

DEPARTMENT OF HAEMATOLOGY
 ARCOFEMI - MEDIWHEEL - PMC PACK H - PAN INDIA - FY2324

Test Name	Result	Unit	Bio. Ref. Range	Method
HEMOGRAM , WHOLE BLOOD EDTA				
HAEMOGLOBIN	14.8	g/dL	13-17	Spectrophotometer
PCV	44.20	%	40-50	Electronic pulse & Calculation
RBC COUNT	4.76	Million/cu.mm	4.5-5.5	Electrical Impedance
MCV	92.9	fL	83-101	Calculated
MCH	31.2	pg	27-32	Calculated
MCHC	33.5	g/dL	31.5-34.5	Calculated
R.D.W	13.6	%	11.6-14	Calculated
TOTAL LEUCOCYTE COUNT (TLC)	11,160	cells/cu.mm	4000-10000	Electrical Impedance
DIFFERENTIAL LEUCOCYTIC COUNT (DLC)				
NEUTROPHILS	73.5	%	40-80	Electrical Impedance
LYMPHOCYTES	16.1	%	20-40	Electrical Impedance
EOSINOPHILS	1.5	%	1-6	Electrical Impedance
MONOCYTES	8.6	%	2-10	Electrical Impedance
BASOPHILS	0.3	%	<1-2	Electrical Impedance
ABSOLUTE LEUCOCYTE COUNT				
NEUTROPHILS	8202.6	Cells/cu.mm	2000-7000	Calculated
LYMPHOCYTES	1796.76	Cells/cu.mm	1000-3000	Calculated
EOSINOPHILS	167.4	Cells/cu.mm	20-500	Calculated
MONOCYTES	959.76	Cells/cu.mm	200-1000	Calculated
BASOPHILS	33.48	Cells/cu.mm	0-100	Calculated
Neutrophil lymphocyte ratio (NLR)	4.57		0.78- 3.53	Calculated
PLATELET COUNT	214000	cells/cu.mm	150000-410000	Electrical impedance
ERYTHROCYTE SEDIMENTATION RATE (ESR)	2	mm at the end of 1 hour	0-15	Modified Westergren

PERIPHERAL SMEAR

RBC's are Normocytic Normochromic,
 WBC's Neutrophilic Leucocytosis
 Platelets are Adequate
 No Abnormal cells seen.



Sheha Shah
 Dr Sheha Shah
 MBBS, MD (Pathology)
 Consultant Pathologist


SIN No:BED240177466

This test has been performed at Apollo Health and Lifestyle Ltd- Sadashiv Peth Pune, Diagnostics Lab

Patient Name	: Mr.DEVENDRA DILIP ZADE	Collected	: 08/Jul/2024 10:02AM
Age/Gender	: 42 Y 5 M 10 D/M	Received	: 08/Jul/2024 03:54PM
UHID/MR No	: SPUN.0000048390	Reported	: 08/Jul/2024 04:25PM
Visit ID	: SPUNOPV65037	Status	: Final Report
Ref Doctor	: Dr.SELF	Sponsor Name	: ARCOFEMI HEALTHCARE LIMITED
Emp/Auth/TPA ID	: 9564		

DEPARTMENT OF HAEMATOLOGY
ARCOFEMI - MEDIWHEEL - PMC PACK H - PAN INDIA - FY2324

Page 2 of 7



Dr Sneha Shah
MBBS, MD (Pathology)
Consultant Pathologist

SIN No:BED240177466

This test has been performed at Apollo Health and Lifestyle Ltd- Sadashiv Peth Pune, Diagnostics Lab




Patient Name	: Mr.DEVENDRA DILIP ZADE	Collected	: 08/Jul/2024 10:02AM
Age/Gender	: 42 Y 5 M 10 D/M	Received	: 08/Jul/2024 03:54PM
UHID/MR No	: SPUN.0000048390	Reported	: 08/Jul/2024 05:23PM
Visit ID	: SPUNOPV65037	Status	: Final Report
Ref Doctor	: Dr.SELF	Sponsor Name	: ARCOFEMI HEALTHCARE LIMITED
Emp/Auth/TPA ID	: 9564		

DEPARTMENT OF HAEMATOLOGY
ARCOFEMI - MEDIWHEEL - PMC PACK H - PAN INDIA - FY2324

Test Name	Result	Unit	Bio. Ref. Range	Method
BLOOD GROUP ABO AND RH FACTOR , WHOLE BLOOD EDTA				
BLOOD GROUP TYPE	O			Microplate Hemagglutination
Rh TYPE	Positive			Microplate Hemagglutination



Sneha Shah

 Dr Sneha Shah
 MBBS, MD (Pathology)
 Consultant Pathologist
 SIN No:BED240177466

This test has been performed at Apollo Health and Lifestyle Ltd- Sadashiv Peth Pune. Diagnostics Lab

Patient Name	: Mr.DEVENDRA DILIP ZADE	Collected	: 08/Jul/2024 10:02AM
Age/Gender	: 42 Y 5 M 10 D/M	Received	: 08/Jul/2024 04:04PM
UHID/MR No	: SPUN.0000048390	Reported	: 08/Jul/2024 05:00PM
Visit ID	: SPUNOPV65037	Status	: Final Report
Ref Doctor	: Dr.SELF	Sponsor Name	: ARCOFEMI HEALTHCARE LIMITED
Emp/Auth/TPA ID	: 9564		

DEPARTMENT OF BIOCHEMISTRY
ARCOFEMI - MEDIWHEEL - PMC PACK H - PAN INDIA - FY2324

Test Name	Result	Unit	Bio. Ref. Range	Method
GLUCOSE, FASTING , NAF PLASMA	149	mg/dL	70-100	HEXOKINASE

Comment:

As per American Diabetes Guidelines, 2023

Fasting Glucose Values in mg/dL	Interpretation
70-100 mg/dL	Normal
100-125 mg/dL	Prediabetes
≥126 mg/dL	Diabetes
<70 mg/dL	Hypoglycemia

Note:


- 1.The diagnosis of Diabetes requires a fasting plasma glucose of > or = 126 mg/dL and/or a random / 2 hr post glucose value of > or = 200 mg/dL on at least 2 occasions.
2. Very high glucose levels (>450 mg/dL in adults) may result in Diabetic Ketoacidosis & is considered critical.

Test Name	Result	Unit	Bio. Ref. Range	Method
GLUCOSE, POST PRANDIAL (PP), 2 HOURS , SODIUM FLUORIDE PLASMA (2 HR)	145	mg/dL	70-140	HEXOKINASE

Comment:

It is recommended that FBS and PPBS should be interpreted with respect to their Biological reference ranges and not with each other. Conditions which may lead to lower postprandial glucose levels as compared to fasting glucose levels may be due to reactive hypoglycemia, dietary meal content, duration or timing of sampling after food digestion and absorption, medications such as insulin preparations, sulfonylureas, amylin analogues, or conditions such as overproduction of insulin.

Test Name	Result	Unit	Bio. Ref. Range	Method
ALANINE AMINOTRANSFERASE (ALT/SGPT) , SERUM	34.2	U/L	<50	IFCC


Dr Sneha Shah
MBBS, MD (Pathology)
Consultant Pathologist

SIN No:SE04774086

This test has been performed at Apollo Health and Lifestyle Ltd- Sadashiv Peth Pune, Diagnostics Lab




Patient Name	: Mr.DEVENDRA DILIP ZADE	Collected	: 08/Jul/2024 10:02AM
Age/Gender	: 42 Y 5 M 10 D/M	Received	: 08/Jul/2024 04:04PM
UHID/MR No	: SPUN.0000048390	Reported	: 08/Jul/2024 05:00PM
Visit ID	: SPUNOPV65037	Status	: Final Report
Ref Doctor	: Dr.SELF	Sponsor Name	: ARCOFEMI HEALTHCARE LIMITED
Emp/Auth/TPA ID	: 9564		

DEPARTMENT OF BIOCHEMISTRY
ARCOFEMI - MEDIWHEEL - PMC PACK H - PAN INDIA - FY2324

Comment:

ALT elevations are noted in liver parenchymal diseases, leading to injury / destruction of hepatocytes. ALT levels are seen to be elevated even before the signs and symptoms of the liver injury appear. The ALT levels remain high longer in blood as compared to AST levels. And though both the enzymes increase in liver injury, the rise in ALT is more compared to AST, thus also altering the ALT:AST ratio.

Test Name	Result	Unit	Bio. Ref. Range	Method
BILIRUBIN, TOTAL , SERUM	0.86	mg/dL	0.3-1.2	DPD
Test Name	Result	Unit	Bio. Ref. Range	Method
CREATININE , SERUM	0.75	mg/dL	0.72 - 1.18	Modified Jaffe, Kinetic


Dr Sneha Shah
MBBS, MD (Pathology)
Consultant Pathologist

SIN No:SE04774086

This test has been performed at Apollo Health and Lifestyle Ltd- Sadashiv Peth Pune, Diagnostics Lab



Patient Name : Mr.DEVENDRA DILIP ZADE
Age/Gender : 42 Y 5 M 10 D/M
UHID/MR No : SPUN.0000048390
Visit ID : SPUNOPV65037
Ref Doctor : Dr.SELF
Emp/Auth/TPA ID : 9564

Collected : 08/Jul/2024 10:02AM
Received : 08/Jul/2024 03:53PM
Reported : 08/Jul/2024 04:25PM
Status : Final Report
Sponsor Name : ARCOFEMI HEALTHCARE LIMITED


DEPARTMENT OF CLINICAL PATHOLOGY
ARCOFEMI - MEDIWHEEL - PMC PACK H - PAN INDIA - FY2324

Test Name	Result	Unit	Bio. Ref. Range	Method
COMPLETE URINE EXAMINATION (CUE) , URINE				
PHYSICAL EXAMINATION				
COLOUR	PALE YELLOW		PALE YELLOW	Physical measurement
TRANSPARENCY	CLEAR		CLEAR	Physical measurement
pH	5.0		5-7.5	Bromothymol Blue
SP. GRAVITY	1.006		1.002-1.030	Dipstick
BIOCHEMICAL EXAMINATION				
URINE PROTEIN	NEGATIVE		NEGATIVE	PROTEIN ERROR OF INDICATOR
GLUCOSE	POSITIVE++		NEGATIVE	GOD-POD
URINE BILIRUBIN	NEGATIVE		NEGATIVE	AZO COUPLING
URINE KETONES (RANDOM)	NEGATIVE		NEGATIVE	Sodium nitro prusside
UROBILINOGEN	NORMAL		NORMAL (0.1-1.8mg/dl)	Diazonium salt
NITRITE	NEGATIVE		NEGATIVE	Griess reaction
LEUCOCYTE ESTERASE	NEGATIVE		NEGATIVE	Diazonium salt
CENTRIFUGED SEDIMENT WET MOUNT AND MICROSCOPY				
PUS CELLS	1 - 2	/hpf	0-5	Automated Image based microscopy
EPITHELIAL CELLS	1 - 2	/hpf	< 10	Automated Image Based Microscopy
RBC	0	/hpf	0-2	Automated Image based microscopy
CASTS	NEGATIVE	/lpf	0-2 Hyaline Cast	Automated Image based microscopy
CRYSTALS	NEGATIVE	/hpf	Occasional-Few	Automated Image based microscopy

Comment:

All urine samples are checked for adequacy and suitability before examination. Microscopy findings are reported as an average of 10 high power fields.

Page 6 of 7


Dr Sneha Shah
MBBS, MD (Pathology)
Consultant Pathologist
SIN No:UR2382512




This test has been performed at Apollo Health and Lifestyle Ltd- Sadashiv Peth Pune, Diagnostics Lab

Patient Name	: Mr.DEVENDRA DILIP ZADE	Collected	: 08/Jul/2024 10:02AM
Age/Gender	: 42 Y 5 M 10 D/M	Received	: 08/Jul/2024 03:53PM
UHID/MR No	: SPUN.0000048390	Reported	: 08/Jul/2024 04:25PM
Visit ID	: SPUNOPV65037	Status	: Final Report
Ref Doctor	: Dr.SELF	Sponsor Name	: ARCOFEMI HEALTHCARE LIMITED
Emp/Auth/TPA ID	: 9564		

DEPARTMENT OF CLINICAL PATHOLOGY
ARCOFEMI - MEDIWHEEL - PMC PACK H - PAN INDIA - FY2324

*** End Of Report ***



Dr Sneha Shah
MBBS, MD (Pathology)
Consultant Pathologist

SIN No:UR2382512

This test has been performed at Apollo Health and Lifestyle Ltd- Sadashiv Peth Pune, Diagnostics Lab



MR.DEVENDRA ZADE 42Y
42 Years
M
1
08-Jul-2024 10:32

MR No: SPUN.00048399
Location: Apollo Spectra Hospital Pune (Swargate)
Physician: SELF
Date of Exam: 08-Jul-2024
Date of Report: 08-Jul-2024 11:48

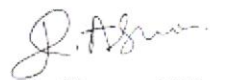
X-RAY CHEST PA VIEW

FINDINGS

Normal heart and mediastinum.
There is no focal pulmonary mass lesion is seen.
No collapse or consolidation is evident.
The apices, costo and cardiophrenic angles are free.
No hilar or mediastinal lymphadenopathy is demonstrated.
There is no pleural or pericardial effusion.
No destructive osseous pathology is evident.

IMPRESSION:

No significant abnormality is seen.



Dr. Aswin Kumar, MD.
Consultant Radiologist
REG NO:113870

CONFIDENTIALITY:

This transmission is confidential. If you are not the intended recipient, please notify us immediately. Any disclosure, distribution or other action based on the contents of this report may be unlawful.

PLEASE NOTE:

This radiological report is the professional opinion of the reporting radiologist based on the interpretation of the images and information provided at the time of reporting. It is meant to be used in correlation with other relevant clinical findings.

EYE REPORT



TOUCHING LIVES

ASH/PUN/OPHTH/06/02-0216

Name: Mr. Devendra Zade

Date: 08/07/24

Age / Sex: 42 y / M

Ref No.:

Complaint: No complaints

Examination

Unaided Vision
 R 6/6 (P) N6
 L 6/6 N6

~~No DM~~ HTN on Rx - 1785

No HTN

Spectacle Rx

	Right Eye				Left Eye			
	Vision	Sphere	Cyl.	Axis	Vision	Sphere	Cyl.	Axis
Distance	6/6	-0.50	→	→	6/6	Plano	←	←
Read	→	→	→	H6	→	→	→	N6
	Sphere	CYL	Axis	Vision	Sphere	CYL	Axis	Vision

Remarks:

WNL

PGP
 R
 L

Medications: ∴ BE colour vision Normal.

Trade Name	Frequency	Duration

Follow up: 1785

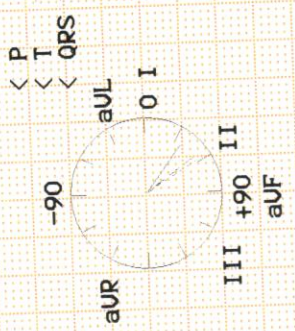
Consultant:

Apollo Spectra Hospitals

Opp. Sanas Sports Ground, Saras Baug, Sadashiv Peth, Pune, Maharashtra- 411030
 Ph : 020 67206500 | Fax: 020 67206523 | www.apollospectra.com

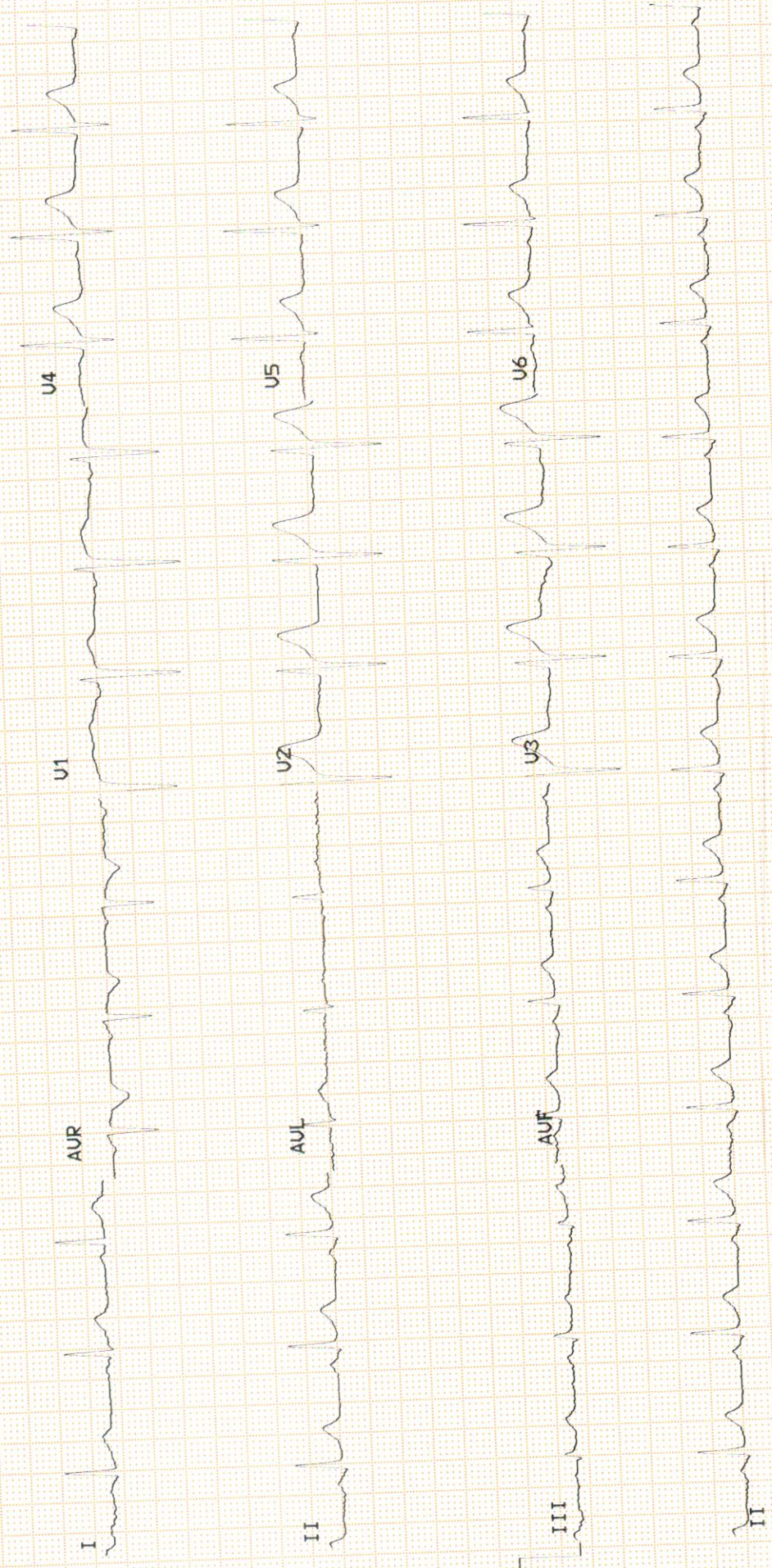
Mr. Dorendra Zade

Measurement Results:
 QRS : 96 ms
 QT/QTcB : 368 / 429 ms
 PR : 138 ms
 P : 104 ms
 RR/PP : 726 / 730 ms
 P/QRS/T : 57/ 37/ 53 degrees



Interpretation:
 12SL - Interpretation:
 Normal sinus rhythm
 Normal ECG

Unconfirmed report.



222199	VISIT HEALTH PRIVATE LIMITED...	Shashikant Yadav Shashikant Yadav	Shashikant.yadav@vodafone.com	9604003262	VISIT HEALTH VH00CR HC CRE
222102	VISIT HEALTH PRIVATE LIMITED...	KISHOR VASANT BARIDE	pinkhi.sharma@getvisitapp.com	9769357048	VISIT HEALTH INDIVIDUAL TES
221869	THE SARASWAT CO-OPERATIVE BANK...	AASHLESHA CHORGHE.	Bhavika Bhopi <bhavika.bhopi@saraswatbank.com>	7058241241	THE SARASWAT CO-OPERATIVE
221583	PHASORZ TECHNOLOGIES PRIVATE L...	Seema Abhijeet Jadhav	seema.jadhav2@cognizant.com	8830683537	PHASORZ COGNIZANT AHC CRE
221581	PHASORZ TECHNOLOGIES PRIVATE L...	Nikhil Tukaram Dhamal	nikhil.tukaramdhamal@cognizant.com	7219508081	PHASORZ COGNIZANT AHC CRE
221441	EATON TECHNOLOGIES PVT LTD...	Yogesh Jaywant Tamkar	yogesh_tamkar@rediffmail.com	8605389121	EATON TECHNOLOGIES PMC CAI
221268	CONNECT AND HEAL PRIMARY CARE ...	Manasi Aniket Nalwar	reports@connectandheal.com	8149134011	CONNECT AND HEAL BPI AHC C
221064	HEALTH WEALTH MANAGEMENT PRIVA...	Kiran Babasaheb Latpate	health.checkup@healthwealth.management	9767119088	HEALTH WEALTH DMART AHC CF
220964	BAJAJ FINSERV HEALTH LIMITED ...	Shyam Bini	rohithudda@outlook.com	9717575764	BAJAJ FINSERV PHC CLASSIC F
220593	ARCOFEMI HEALTHCARE LIMITED...	Devendra Zade	Devendra.zade333@gmail.com	7447474931	ARCOFEMI MEDIWHEEL PMC CR



भारत सरकार
GOVERNMENT OF INDIA



देवेन्द्र दिलीप झाडे
Devendra Dilip Zade
DOB: 29-01-1982
Gender: Male



6527 6795 7758

आधार - आम आदमी का अधिकार



भारतीय विशिष्ट पहचान प्राधिकरण
UNIQUE IDENTIFICATION AUTHORITY OF INDIA

चिंतामणी नारायणेश्वर सोसायटी,
४१४/५४८ शनिवार पेठ मंदार लॉज
जवळ, पुणे, स.प. कॉलेज, पुणे,
महाराष्ट्र, 411030

Address:
Chintamani Narayaneswar
Society, 414/548 Shaniwar Peth
Near Mandar Lodge, Pune, S.p.
College, Pune, Maharashtra,
411030



1800 300 1947

help@uidai.gov.in

www.uidai.gov.in

P.O. Box No. 1947,
Bengaluru-560 001