



Surat
Gujarat
India

2024-02-21(Wed) 08:30(am)

21°C
70°F



भारत सरकार
GOVERNMENT OF INDIA



श्रीधर अन्कितकुमार

Chaudhan Anilkumar

कर्मचारी / DOB: 09/07/1990

पुरुष / MALE

6109 9201 9776



भारत - शासकीय मंत्रालय अधिकारी



Medical Form & EYE CHECK UP

Demographic Information:

Name : Ankitkumar Chaudhari Date : 21/02/2024
Age : 33
Sex : M

VITALS CHECKUP

Blood Pressure	:-	110/70 mm/hg	HEIGHT [IN CM]	:-	168 cm
Heart Rate	:-	84/min.	Weight (in Kgs)	:-	70 kg
Spo2	:-	98%	BMI VALUE	:-	24.8
PULSE	:-	84/min., Regular	BMI STATUS	:-	Normal

HISTORY

Current Health Complaints	NO
Past History	NO
Family History	NO
Allergies	NO
Ongoing Medication	NO

Any other problems needing attention / Overall Assessment :

REMARKS :-

(2)

EYE TEST

1. VISION :- with specs

A. NEAR VISION

RIGHT EYE :-	(2)
LEFT EYE :-	(2)

B. DISTANCE VISION

RIGHT EYE :-	6/12
LEFT EYE :-	6/12

2. COLOR VISION :-

RIGHT EYE :-	(2)
LEFT EYE :-	(2)

3. NIGHT VISION :-

RIGHT EYE :-	Normal
LEFT EYE :-	Normal

REMARKS :- NAD

DOCTOR SIGN

Revival Diagnostic
401, Aqua Corridor,
op's. Star Bazar, Surat-395009
Mo. 91062-28601

Dr. Chirag Patel
M.B.B.S. G-49432

Dr. Chaudhari

0261-2747788, 98259 47712

4th Floor, Aqua Corridor, Hazira Road, Adajan Pal, Surat - 395009.

revivaldiagnostics.surat@gmail.com

www.revivaldiagnostics.com

help@healthledger.co.in
+91 916 907 5555



Dental Checkup

Reg. No. : _____ Date: 21/02/2024
Patient Name Mr./Mrs. Ankitkumar Chaudhari
Age 33 Sex M Address Surat
Mobile No. 8866221495

Past Medical History

- 1) Smoking 2) Alcohol 3) Hepatitis B & C 4) Diabetics 6) Tobacco 5) Allergy 6) Asthma
7) Any Other: NO

PDH:-

O/E:-

Investigation :- NO

Treatment:- NO

Doctor's Sign and Stamp

Consent Form:

I, Ankitkumar Chaudhari have given true & total information to the dentist regarding past & present illness as well as ongoing medical treatment. I have been fully informed regarding treatment for present illness. Along with benefit & possible risk from medicines / Surgery / Anesthetic drugs to be used by the dentist in my own understanding language. I hereby willingly permit the dentist to undertake the treatment or surgical intervention.

Patient Signature: _____

Dr. Chaudhari

Revival Diagnostic

401, Aquil Chowdag,
B/S. Star Bazar, Surat-395009
Mo. 91062-28601

RADIOLOGY | PATHOLOGY | CARDIOLOGY | DENTAL | OHC | CORPORATE WELLNESS



Name	CHAUDHARI ANKITKUMAR GANJIBHAI	Age/Gender	33Yrs/Male
Reg No.	1687/24	Receipt No	17216
Referred By	Bank of Baroda (BOB) - MEDI WHEEL()	Mode of Payment	CREDIT
Collection Type	CENTER	Collection DateTime	21-Feb-2024 09:01 AM

BLOOD GROUP - 21022431 Released at 21-Feb-2024 10:59 AM

Parameter	Result	Biological Ref.Range	Method
-Blood Group	"B"		
-Rh Factor	POSITIVE		

CBC - 21022431 Released at 21-Feb-2024 11:24 AM

Parameter	Result	Biological Ref.Range	Method
-Haemoglobin	12.8 gm/dL	L (13.5 - 18 gm/dL)	Auto
-RBC Count	5.99 mill/cumm	(4.6 - 6.2 mill/cumm)	Auto
-Total WBC Count	5000 /cumm	(4000 - 10000 /cumm)	Auto
-Platelet Count	1.82 lakh/cumm	(1.5 - 4.5 lakh/cumm)	Auto

Blood Indices

-HCT	43.1 %	(40 - 55 %)	Auto
-MCV	71.9 fl	L (80 - 92 fl)	Auto
-MCH	21.4 pg	L (27 - 31 pg)	Auto
-MCHC	29.8 gm/dL	L (32 - 36 gm/dL)	Auto
-RDW	13.3 %	(11 - 15 %)	Auto

Diff WBC Count

-Polymorphs	55 %	(40 - 80 %)	Microscopically
-Lymphocytes	37 %	(20 - 40 %)	Microscopically
-Eosinophils	06 %	(1 - 6 %)	Microscopically
-Monocytes	02 %	(2 - 7 %)	Microscopically
-Basophils	00 %	(0 - 1 %)	Microscopically
-PLATELET ON SMEAR	Adequate		Microscopically
-MALARIAL PARASITES	Malarial Parasites Not Detected		Microscopically

[Test performed on Fully Automated Hematology Analyzer ERBA H-360]

Revival Diagnostics

401-Aqua Corridor,
Beside Star Bazar, Adajan,
Surat-395009. Mo. 9825947717

Dr. Shivangi Gandhi
M.B.B.S, M.D (Pathology)

☎ 0261-2747788, 98259 47712

📍 4th Floor, Aqua Corridor, Hazira Road, Adajan Pal, Surat - 395009.

✉ revivaldiagnostics.surat@gmail.com

🌐 www.revivaldiagnostics.com



REVIVAL DIAGNOSTICS

Name	CHAUDHARI ANKITKUMAR GANJIBHAI	Age/Gender	33Yrs/Male
Reg No.	1687/24	Receipt No	17216
Referred By	Bank of Baroda (BOB) - MEDI WHEEL()	Mode of Payment	CREDIT
Collection Type	CENTER	Collection DateTime	21-Feb-2024 09:01 AM

ESR - 21022431 Released at 21-Feb-2024 11:55 AM

Parameter	Result	Biological Ref.Range	Method
-E.S.R	06 mm/hr	(1 - 10 mm/hr)	

Revival Diagnostics

401-Aqua Corridor,
Beside Star Bazar, Adajan,
Surat-395009. Mo. 9825947717

Dr. Shivangi Gandhi
M.B.B.S, M.D (Pathology)

0261-2747788, 98259 47712

4th Floor, Aqua Corridor, Hazira Road, Adajan Pal, Surat - 395009.

revivaldiagnostics.surat@gmail.com

www.revivaldiagnostics.com



REVIVAL DIAGNOSTICS

Name	CHAUDHARI ANKITKUMAR GANJIBHAI	Age/Gender	33Yrs/Male
Reg No.	1687/24	Receipt No	17216
Referred By	Bank of Baroda (BOB) - MEDI WHEEL()	Mode of Payment	CREDIT
Collection Type	CENTER	Collection DateTime	21-Feb-2024 09:01 AM

FBS & PPBS - 21022432 Released at 21-Feb-2024 01:23 PM

Parameter	Result	Biological Ref.Range	Method
-Fasting Blood Sugar (FBS)	88 mg/dL	70-100 mg/dl Impaired Tolerance: 100-125 Diabetes Mellitus: \geq 126 (American diabetes association guidelines 2022)	
-Fasting Urine Sugar	Absent		
-Fasting Urine Acetone	Absent		
-PPBS	113 mg/dL	(90 - 140 mg/dL)	
-PP2BS URINE SUGAR	Absent		
-PP2BS URINE ACETONE	Absent		

HBA1C - 210224143 Released at 21-Feb-2024 01:38 PM

Parameter	Result	Biological Ref.Range	Method
-HBA1C	5.2 %	HbA1C Degree of Glucose Control <5.6 % Non Diabetics 5.7 - 6.4 % Prediabetics >=6.5 % Diabetics (REF:Wallace, 11th Edition) REMARKS: 6 - 7 % Excellent Control 7 - 8 % Good Control 8 - 10 % Unsatisfactory Control >10 % Poor Control	Immuno-Turbidometry method
-Method[]		High Performance Liquid Chromatography (HPLC)	

Revival Diagnostics
401-Aqua Corridor,
Beside Star Bazar, Adajan,
Surat-395009. Mo. 9825947712

Dr. Shivangi Gandhi
M.B.B.S, M.D (Pathology)

0261-2747788, 98259 47712

4th Floor, Aqua Corridor, Hazira Road, Adajan Pal, Surat - 395009.

revivaldiagnostics.surat@gmail.com

www.revivaldiagnostics.com



REVIVAL DIAGNOSTICS

Name	CHAUDHARI ANKITKUMAR GANJIBHAI	Age/Gender	33Yrs/Male
Reg No.	1687/24	Receipt No	17216
Referred By	Bank of Baroda (BOB) - MEDI WHEEL()	Mode of Payment	CREDIT
Collection Type	CENTER	Collection DateTime	21-Feb-2024 09:01 AM

LIVER FUNCTION TEST (LFT) - 21022433 Released at 21-Feb-2024 12:35 PM

Parameter	Result	Biological Ref.Range	Method
-Serum Total Bilirubin	0.4 mg/dL	(0 - 1.3 mg/dL)	Diazo
-Serum Direct Bilirubin	0.2 mg/dL	(0 - 0.4 mg/dL)	Diazo
-Serum InDirect Bilirubin	0.2 mg/dL	(0.1 - 1.3 mg/dL)	Calculated
-Total Protein (TP)	7.0 gm/dL	(6.4 - 8.3 gm/dL)	Biuret
-Albumin (ALB)	4.2 gm/dL	(3.5 - 5.2 gm/dL)	BCG
-Globulin	2.8 gm/dL	(2.3 - 3.6 gm/dL)	Calculated
-A/G Ratio	1.50 gm/dL	(1 - 2.3 gm/dL)	Calculated
-SGPT(ALT)	25 U/L	(5 - 45 U/L)	IFCC, Kinetic without Pyridoxal Phosphate
-SGOT (AST)	21 U/L	(0 - 35 U/L)	IFCC, Without Pyridoxal Phosphate
-Alkaline Phosph.	56 U/L	(42 - 128 U/L)	ALP-AMP
-GGT	27 U/L	(5 - 50 U/L)	Glupa-C

[Test performed on Fully Automated Biochemistry Analyzer ERBA EM200]

Revival Diagnostics

401-Aqua Corridor,
Beside Star Bazar, Adajan,
Surat-395009. Mo. 9825947717

Dr. Shivangi Gandhi
M.B.B.S, M.D (Pathology)

0261-2747788, 98259 47712

4th Floor, Aqua Corridor, Hazira Road, Adajan Pal, Surat - 395009.

revivaldiagnostics.surat@gmail.com

www.revivaldiagnostics.com



REVIVAL DIAGNOSTICS

Name	CHAUDHARI ANKITKUMAR GANJIBHAI	Age/Gender	33Yrs/Male
Reg No.	1687/24	Receipt No	17216
Referred By	Bank of Baroda (BOB) - MEDI WHEEL()	Mode of Payment	CREDIT
Collection Type	CENTER	Collection DateTime	21-Feb-2024 09:01 AM

Creatinine - 21022433 Released at 21-Feb-2024 12:35 PM

Parameter	Result	Biological Ref.Range	Method
-Creatinine	0.7 mg/dL	(0.6 - 1.4 mg/dL)	ENZYMATIC

BUN - 21022433 Released at 21-Feb-2024 12:27 PM

Parameter	Result	Biological Ref.Range	Method
-Blood Urea Nitrogen (BUN)	10 mg/dL	(6 - 20 mg/dL)	Calculated

Uric Acid - 21022430 Released at 21-Feb-2024 12:35 PM

Parameter	Result	Biological Ref.Range	Method
-Uric Acid	7.1 mg/dL	(3.5 - 7.2 mg/dL)	Uricase-POD

Revival Diagnostics

401-Aqua Corridor,
Beside Star Bazar, Adajan,
Surat-395009. Mo. 9825947717

Dr. Shivangi Gandhi
M.B.B.S, M.D (Pathology)

☎ 0261-2747788, 98259 47712

📍 4th Floor, Aqua Corridor, Hazira Road, Adajan Pal, Surat - 395009.

✉ revivaldiagnostics.surat@gmail.com

🌐 www.revivaldiagnostics.com



Name	CHAUDHARI ANKITKUMAR GANJIBHAI	Age/Gender	33Yrs/Male
Reg No.	1687/24	Receipt No	17216
Referred By	Bank of Baroda (BOB) - MEDI WHEEL()	Mode of Payment	CREDIT
Collection Type	CENTER	Collection DateTime	21-Feb-2024 09:01 AM

Lipid Profile - 21022433 Released at 21-Feb-2024 12:35 PM

Parameter	Result	Biological Ref.Range	Method
-Serum Cholesterol	188 mg/dL	Desirable < 200 mg/dl Borderline High : 200-239 mg/dl High : > 240 mg/dl	CHOD-PAP
-Serum Triglyceride	156 mg/dL	Normal < 150 mg/dl Borderline High : 150 - 199 mg/dl High : 200 - 499 mg/dl Very High : 500 mg/dl	GPO-POD Method
-Serum HDLD(Direct)	49 mg/dL	Normal :> 55 mg/dl Borderline : 35-55 mg/dl Undesirable: < 35 mg/dl	PVS-PEGME Precipitation with CHOD-POD
-Serum VLDL	31 mg/dL	H (5 - 30 mg/dL)	Calculated
-Serum LDLD(Direct)	108 mg/dL	Optimal:< 100 mg/dl Above Optimal : 100- 129 mg/dl Borderline High : 130-159 mg/dl High : > 160-189mg/dl Very High : >190 mg/dl	Calculated
-Chol/HDL	3.84	Low risk: <3.8 Medium Risk: 3.8 to 5.9 High Risk: > 6	Calculated
-LDL/Chol	1.74	Low risk: <3.55 Medium Risk: 3.55 to 4.0 High Risk: > 6	Calculated

[Test performed on Fully Automated Biochemistry Analyzer ERBA EM200]

Revival Diagnostics

401-Aqua Corridor,
Beside Star Bazar, Adajan,
Surat-395009. No. 9825947712

Dr. Shivangi Gandhi
M.B.B.S, M.D (Pathology)

0261-2747788, 98259 47712

4th Floor, Aqua Corridor, Hazira Road, Adajan Pal, Surat - 395009.

revivaldiagnostics.surat@gmail.com

www.revivaldiagnostics.com



Name	CHAUDHARI ANKITKUMAR GANJIBHAI	Age/Gender	33Yrs/Male
Reg No.	1687/24	Receipt No	17216
Referred By	Bank of Baroda (BOB) - MEDI WHEEL()	Mode of Payment	CREDIT
Collection Type	CENTER	Collection DateTime	21-Feb-2024 09:01 AM

Urine Routine & Micro Examination - 21022435 Released at 21-Feb-2024 12:23 PM

Parameter	Result	Biological Ref.Range	Method
<u>Physical Examination</u>			
-Quantity	30		Manual
-Colour	Pale Yellow	Pale Yellow	Manual
-Appearance	Clear	Clear	Manual
-Reaction (pH)	Acidic		Dipstick
-Specific Gravity	1.030		Dipstick
<u>Chemical Examination</u>			
-Proteins.	Absent		Dipstick
-Sugar	Absent		Dipstick
-Acetone.	Absent		Dipstick
-Bile Salts	Absent	Absent	Dipstick
-Bile Pigments	Absent	Absent	Dipstick
-Occult Blood Test (OBT).	Negative		Dipstick
<u>Microscopic Examination</u>			
-Pus Cells	1-2		Microscopically
-Red Blood Cells	Absent		Microscopically
-Epithelial Cells	Occasional		Microscopically
-Bacteria.	Absent		Microscopically
-Crystals	Absent	Absent	Microscopically
-Others	NIL	Absent	Microscopic Examination

Revival Diagnostics

401-Aqua Corridor,
Beside Star Bazar, Adajan,
Surat-395009. Mo. 9825947717

Dr. Shivangi Gandhi
M.B.B.S, M.D (Pathology)

0261-2747788, 98259 47712

4th Floor, Aqua Corridor, Hazira Road, Adajan Pal, Surat - 395009.

revivaldiagnostics.surat@gmail.com

www.revivaldiagnostics.com



REVIVAL DIAGNOSTICS

Name	CHAUDHARI ANKITKUMAR GANJIBHAI	Age/Gender	33Yrs/Male
Reg No.	1687/24	Receipt No	17216
Referred By	Bank of Baroda (BOB) - MEDI WHEEL()	Mode of Payment	CREDIT
Collection Type	CENTER	Collection DateTime	21-Feb-2024 09:01 AM

Total T3 T4 TSH - 21022433 Released at 21-Feb-2024 12:56 PM

Parameter	Result	Biological Ref.Range	Method
-Total T3	0.94 ng/ml	(0.87 - 1.78 ng/ml)	Fluorescence Enzyme Immunoassay
-Total T4	7.91 ug/dl	(4.6 - 11 ug/dl)	Fluorescence Enzyme Immunoassay
-TSH	2.21 uIU/ml	0.50 - 5.50 uIU/ml 5.5 to 15 ul U/ml - Suggested Clinical co-relation or Repeat test with new sample as physiological factors can give falslely high TSH Above 15uIU/ml Hypoyhyroid PREGNANT WOMEN normal ranges for TSH: 1st Trimester : 0.0878 - 2.8293 uIU/ml 2nd Trimester : 0.1998 - 2.7915 uIU/ml 3rd Trimester : 0.307 - 2.9028 uIU/ml Ref: TIETZ Fundamentals of Clinical Chemistry	Fluorescence Enzyme Immunoassay

[Test performed on Fully Automated Immunology Analyzer Maglumi-600]

Revival Diagnostics

401-Aqua Corridor,
Beside Star Bazar, Adajan,
Surat-395009. Mo. 9825947717

Dr. Shivangi Gandhi
M.B.B.S, M.D (Pathology)

☎ 0261-2747788, 98259 47712

📍 4th Floor, Aqua Corridor, Hazira Road, Adajan Pal, Surat - 395009.

✉ revivaldiagnostics.surat@gmail.com

🌐 www.revivaldiagnostics.com

REVIVAL DIAGNOSTIC

4 TH FLOOR AQUA CORRIDORE, NEAR STAR BAZAR, ADAJAN, SURAT

665/CHAUDHARI ANKIT KUMAR GAJIBHAI 33 Yrs/Male 70 Kg/168 Cms

Date: 21-Feb-2024 08:37:08 AM

Ref. By : MEDL WHEEL

Summary

Protocol : BRUCE

Objective : NIL

Stage	StageTime	PhaseTime	Speed	Grade	METS	H.R.	B.P.	R.P.P.	PVC	Comments
	(min:sec)	(min:sec)	(kmph)	(%)		(bpm)	(mmHg)	(x10)		
Supine					1.0	76	110/80	83	-	
Standing					1.0	83	110/80	91	-	
HV					1.0	79	110/80	86	-	
ExStart					1.0	79	110/80	86	-	
Stage 1	3:00	3:01	2.7	10.0	4.6	153	110/80	168	-	
Stage 2	3:00	6:01	4.0	12.0	7.0	163	130/90	211	-	
PeakEx	0:16	6:17	5.5	14.0	7.3	170	130/90	221	-	
Recovery	1:00		0.0	0.0	1.1	123	140/90	172	-	
Recovery	2:00		0.0	0.0	1.0	99	130/90	128	-	
Recovery	3:00		0.0	0.0	1.0	99	120/80	118	-	
Recovery	3:18		0.0	0.0	1.0	95	120/80	114	-	

Medication : NIL

History : NIL

Test End Reason : Test Complete

Findings :

The patient exercised according to BRUCE for 6:17, achieving a work level of Max METS:7.3. Resting heart rate initially 76 bpm, rose to a max. heart rate of 170 bpm which represents 91% of maximum age predicted heart rate. Resting blood pressure 110/80 mmHg, rose to a maximum blood pressure of 130/90 mmHg. The exercise stress test was stopped due to Test Complete

Parameters :

Exercise Time : 6:17 minutes

Max HR attained : 170 bpm 91% of Max Predictable HR 187

Max BP : 130/90(mmHg)

Workload attained : 7.3 (Fair Effort Tolerance)

No significant ST segment changes noted during exercise or recovery.

No Anginal/Arrhythmia/S3/murmur

Final Impression : Test is nagative for Inducible Ischaemia.

Advice/Comments:

Revival Diagnostics

401-Aqua Corridor,
Beside Star Bazar, Adajan,
Surat-395009, Mo. 9825947717

Aditya S Bora

DR. ADITYA S. BORA
MBBS, MD, PGCC
PHYSICIAN & CLINICAL CARDIOLOGIST
G-54906



REVIVAL DIAGNOSTIC

12 Lead + Comparison

4 TH FLOOR AQUA CORRIDORE, NEAR STAR BAZAR , ADAJAN , SURAT

665/CHAUDHARI ANKIT KUMAR GANJIBHAI

33 Yrs/Male

70 Kg/168 Cms

HR: 75 bpm
METs: 1.0
BP: 110/80

APHR: 40% of 187
Speed: 0.0 kmph
Grade: 0.0%

Raw ECG
BRUCE
(1.0-100)Hz

Ex Time 00:32
RLC : On
Notch : On

SUPINE
10.0 mm/mV
25 mm/Sec.



Baseline

Current

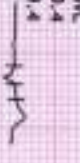
Raw Foot 1

Current Raw Rhythm

Baseline

Current

Current Raw Rhythm



REVIVAL DIAGNOSTIC

4 TH FLOOR AQUA CORRIDORE, NEAR STAR BAZAR ADAJAN ,SURAT

665/CHAUDHARI ANKIT KUMAR GANJIBHAI

33 Yrs/Male

70 Kg/168 Cms

Date: 21-Feb-2024 08:37:08 AM

12 Lead + Comparison

HR: 82 bpm

MEETS: 1.0

BP: 110/80

MPHR:43% of 187

Speed: 0.0 kmph

Grade: 0.0%

Raw ECG

BRUCE

(1.0-100)Hz

Ex Time 00:57

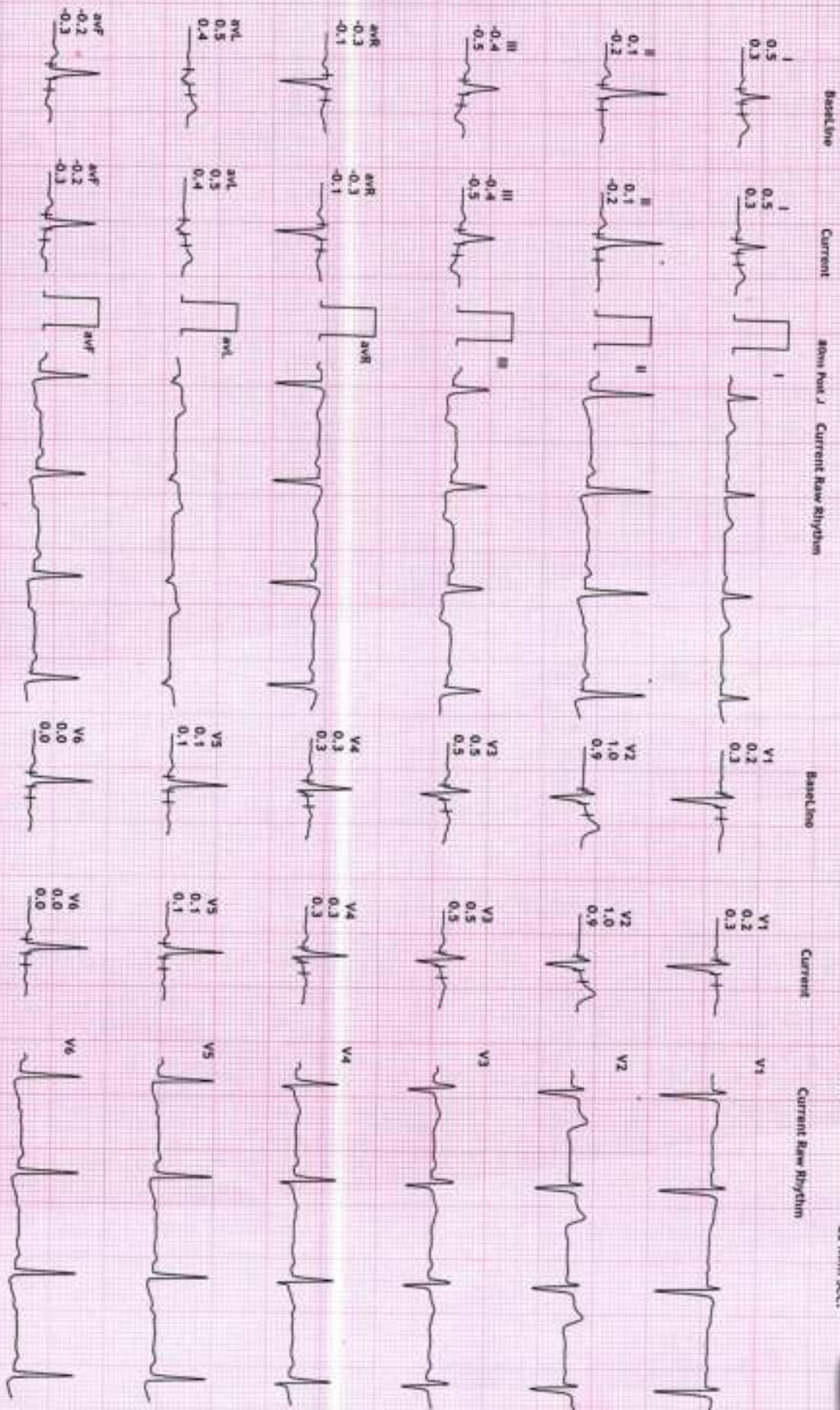
RLC :On

Notch :On

STANDING

10.0 mm/mV

25 mm/Sec.



REVIVAL DIAGNOSTIC

4 TH FLOOR AQUA CORRIDORE, NEAR STAR BAZAR, ADAJAN, SURAT

665/CHAUDHARI ANKIT KUMAR GANJIBHAI

33 Yrs/Male

70 Kg/168 Cms

Date: 21-Feb-2024 08:37:08 AM

12 Lead + Comparison

HR: 81 bpm

METS: 1.0

BP: 110/80

MPHR:43% of 187

Speed: 0.0 kmph

Grade: 0.0%

Raw ECG

BRUCE

(1.0-100)Hz

Ex Time 01:16

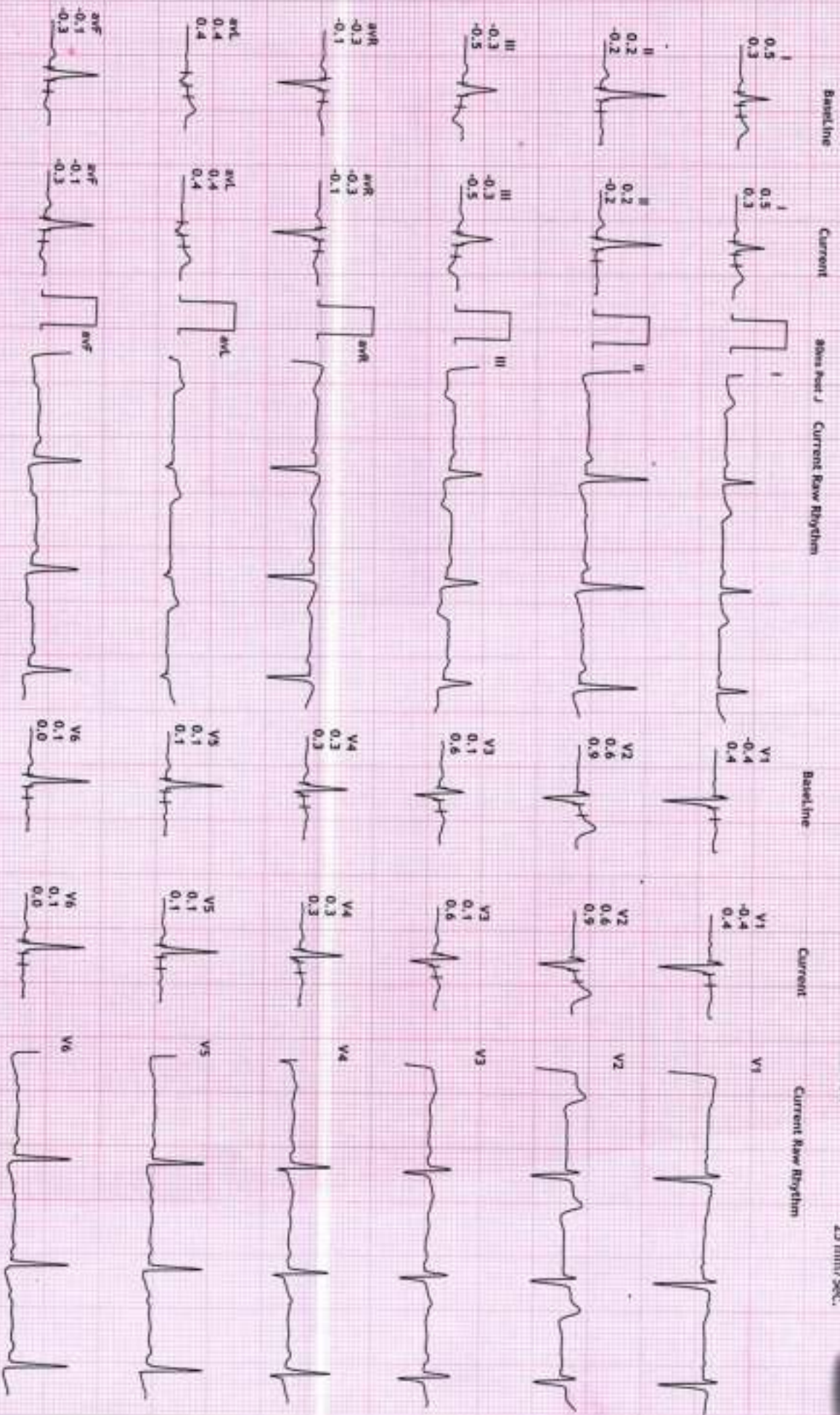
BLC :On

Notch :On

HV

10.0 mm/mV

25 mm/Sec.



REVIEW DIAGNOSTIC

4 TH FLOOR AQUA CORRIDORE, NEAR STAR BAZAR , ADAJAN , SURAT

665/CHAUDHARI ANKIT KUMAR GANJIBHAI
33 Yrs/Male
70 Kg/168 Cms

Date: 21-Feb-2024 08:37:08 AM

HR: 79 bpm
METS: 1.0
BP: 110/80

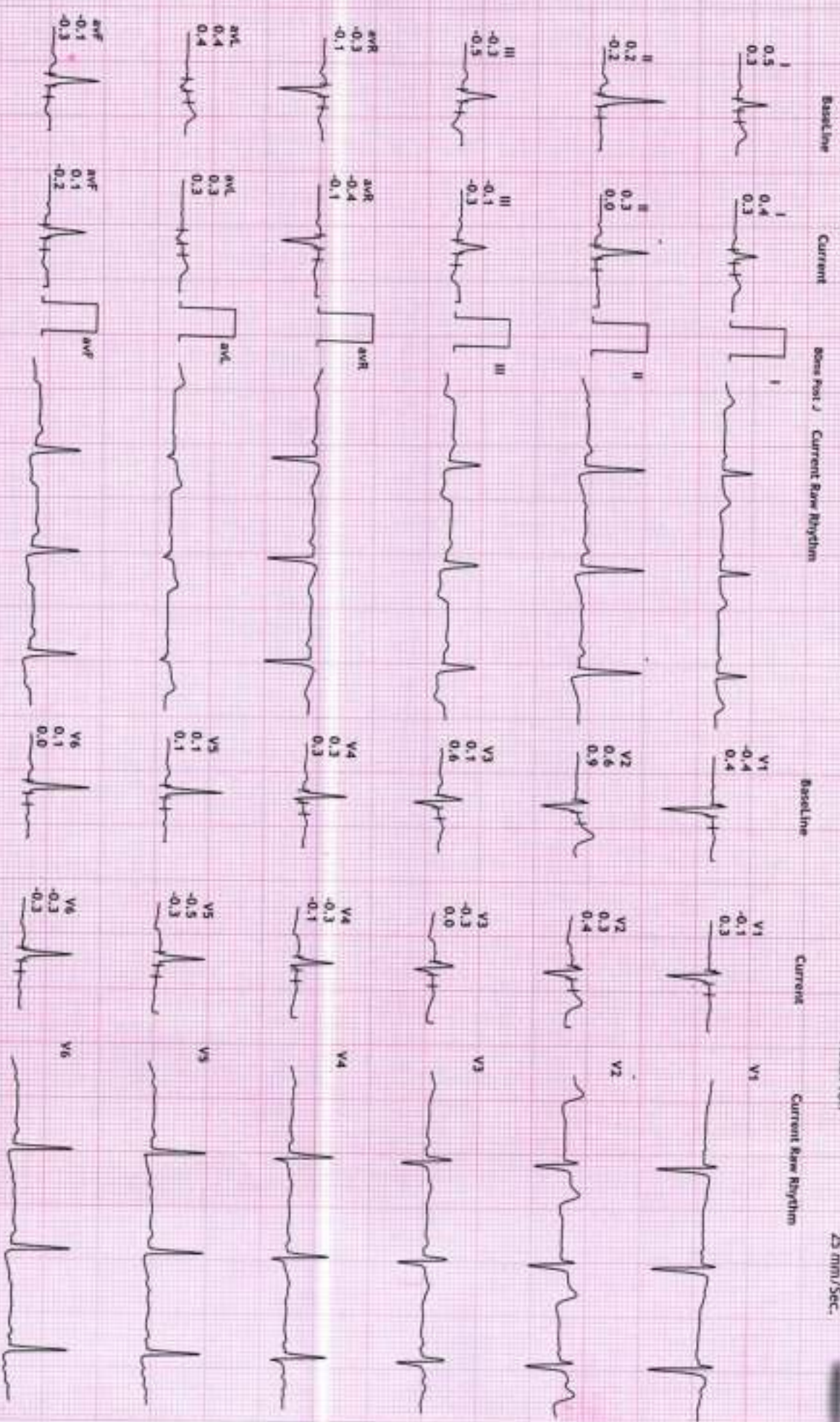
MPHR: 42% of 187
Speed: 0.0 kmph
Grade: 0.0%

Raw ECG
BRUCE
(1.0-100)Hz

Ex Time 00:00
BLC -On
Mech: -On

ExSt: 10.0 mm/mV
25 mm/Sec.

12 Lead + Comparison



REVIVAL DIAGNOSTIC

4 TH FLOOR AQUA CORRIDORE, NEAR STAR BAZAR, ADAJAN, SURAT

665/CHAUDHARI AKHIL KUMAR GANJIBHAI

33 Yrs/Male

70 Kg/168 Cms

Date: 21-Feb-2024 08:37:08 AM

12 Lead + Comparison

HR: 153 bpm

MEETS: 4.6

BP: 110/80

MPHR: 81% of 187

Speed: 2.7 kmph

Grade: 10.0%

Raw ECG

BRUCE

(1.0-100)/Hz

Ex Time 03:00

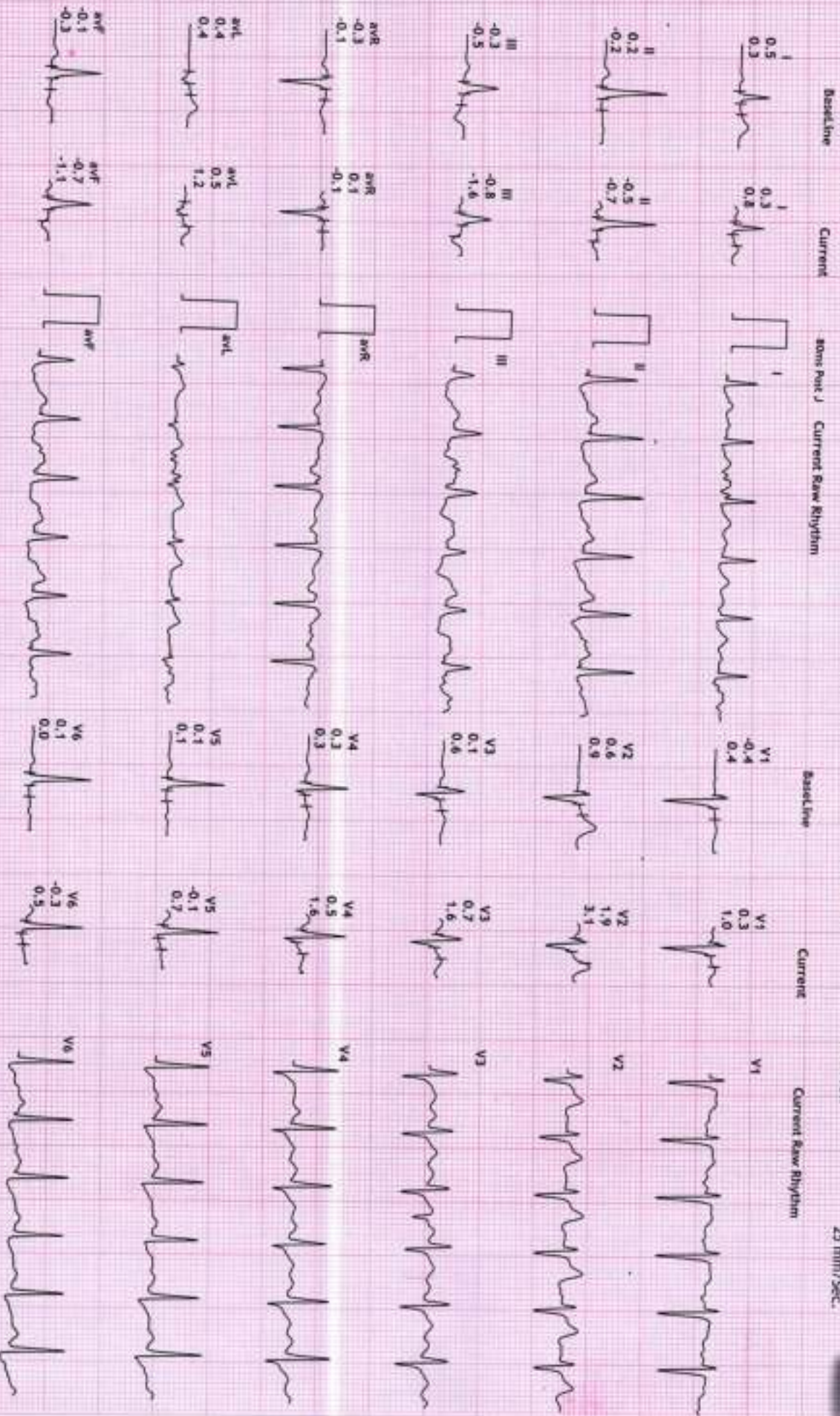
RLC :On

Notch :On

Stage 1 (03:00

10.0 mm/mV

25 mm/Sec.



REVAL DIAGNOSTIC

4 TH FLOOR AQUA CORRIDORE, NEAR STAR BAZAR, ADAJAN, SURAT
665/CHAUDHARI ANKIT KUMAR GANJIBHAI
33 Yrs/Male
70 Kg/168 Cms

Date: 21-Feb-2024 08:37:08 AM

HR: 163 bpm
METs: 7.0
BP: 130/90

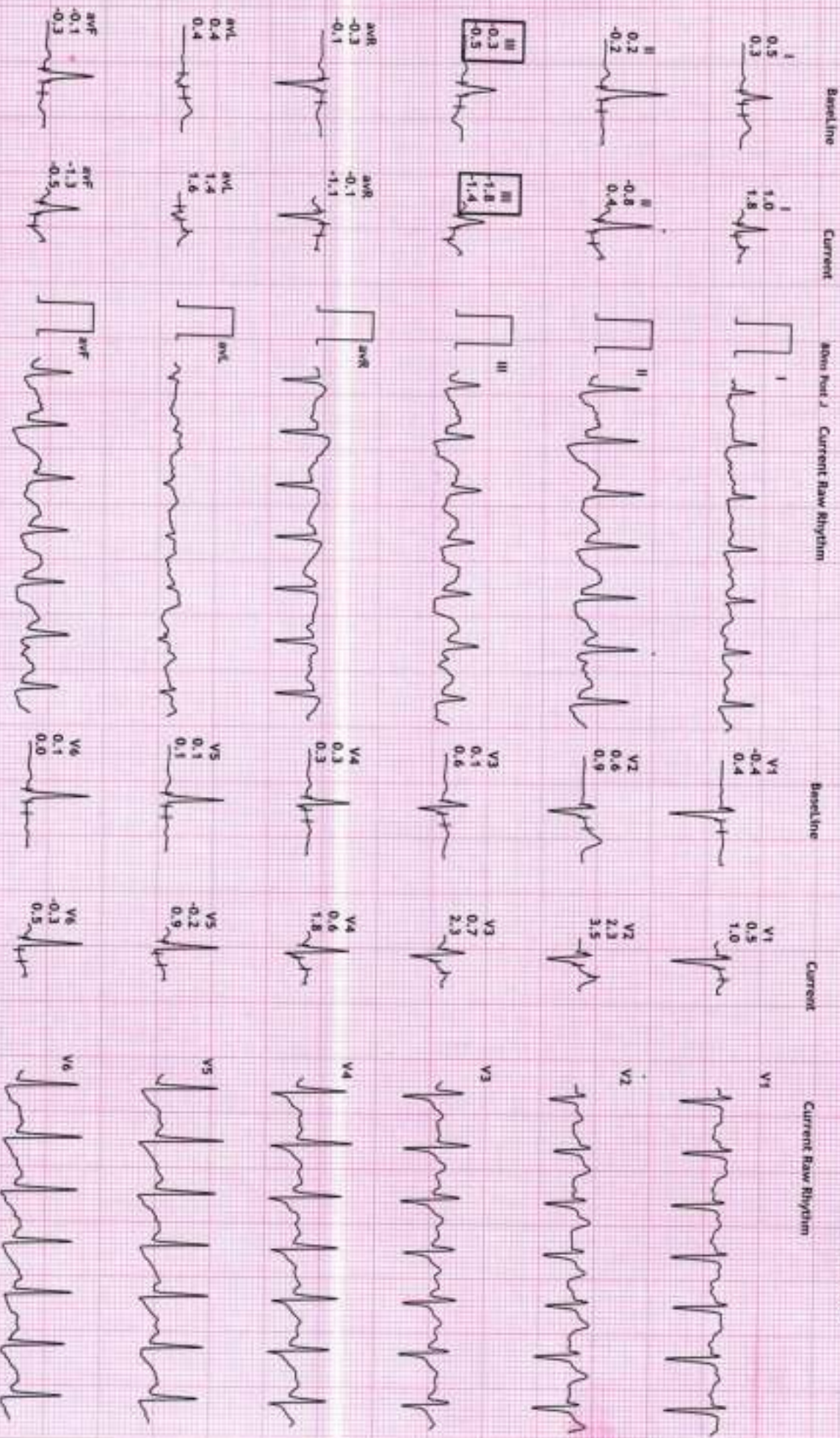
MPIR: 87% of 187
Speed: 4.0 kmph
Grade: 12.0%

12 Lead + Comparison

Raw ECG
BRUCE
(1.0-100)Hz

Ex Time 06:00
RLC : On
Match : On

Stage 2 (03:00
10.0 mm/mV
25 mm/Sec.



REVIVAL DIAGNOSTIC

4 TH FLOOR AQUA CORRIDORE, NEAR STAR BAZAR, ADAJAN, SURAT

665/CHAUDHARI ANKIT KUMAR GANJIBHAI

33 Yrs/Male

70 Kg/168 Cms

Hr: 170 bpm
METTS: 7.3
BP: 130/90

MPHR: 90% of 187
Speed: 5.5 kmph
Grade: 14.0%

Raw ECG
BRUCE
(1.0-100)Hz

Ex Time 06:16
RLC :On
Match :On

PeakX
10.0 mm/mV
25 mm/Sec.



12 Lead + Comparison

Baseline Current 12-lead J Current Raw Rhythm

Baseline Current

Current Raw Rhythm



REVIVAL DIAGNOSTIC

12 Lead + Comparison

4 TH FLOOR AQUA CORRIDORE, NEAR STAR BAZAR, ADAJAN, SURAT
665/CHAUDHARI ANKIT KUMAR GANJIBHAI
33 Yrs/Male
70 Kg/168 Cms

Date: 21-Feb-2024 08:37:08 AM

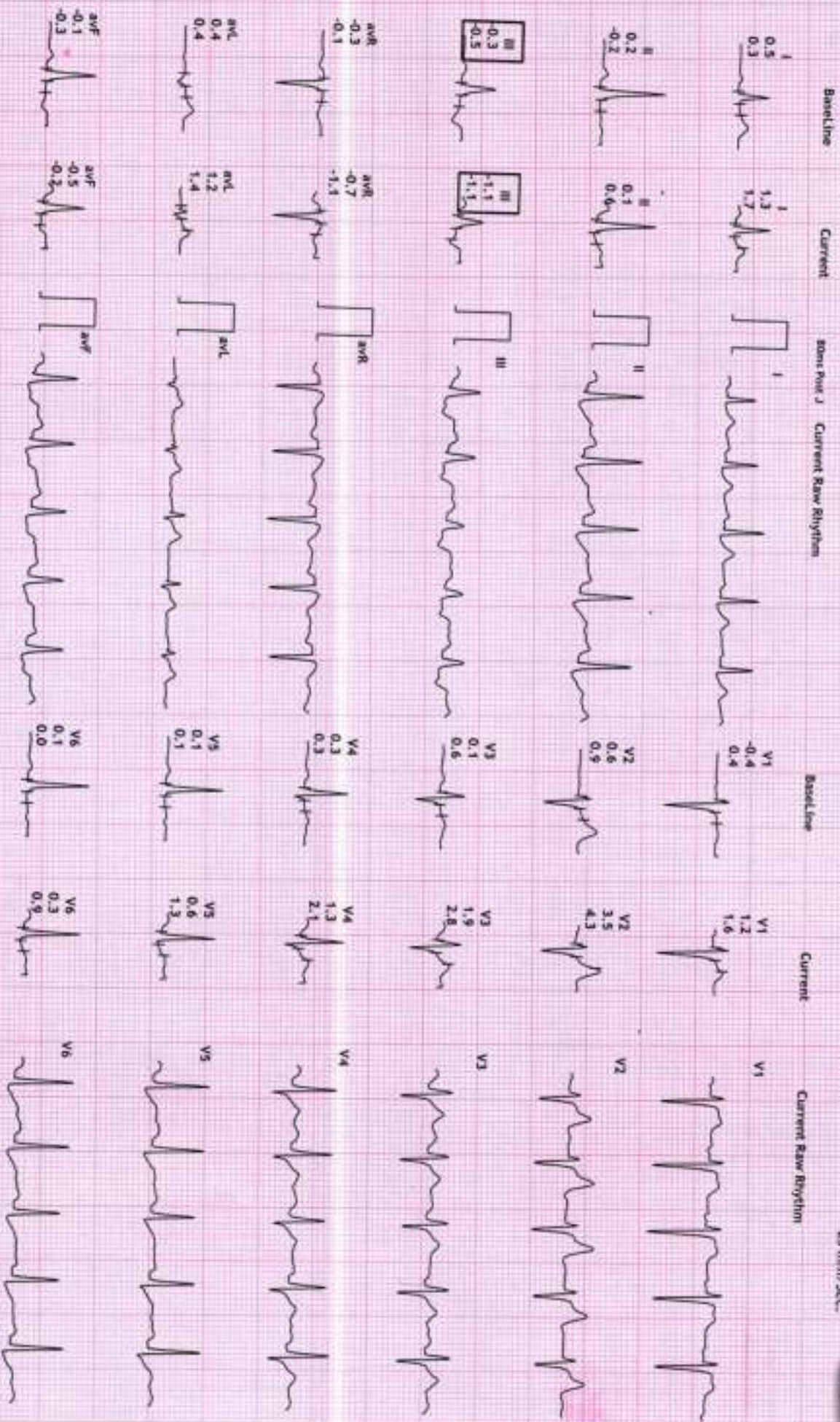
HR: 123 bpm
METs: 1.0
BP: 140/90

MPHR: 65% of 187
Speed: 0.0 Km/hp
Grade: 0.0%

Raw ECG
BRUCE
11.0-100/Hz

Ex Time 06:16
BLC :On
Notch :On

Recovery : (01)
10.0 mm/mv
25 mm/Sec



REVIVAL DIAGNOSTIC

4 TH FLOOR AQUA CORRIDORE, NEAR STAR BAZAR, ADAJAN, SURAT

665/CHAUDHARI ANKIT KUMAR GANJIBHAI
33 Yrs/Male
70 Kg/168 Cms

Date: 21-Feb-2024 08:37:08 AM

HR: 99 bpm
METTS: 1.0
BP: 130/90

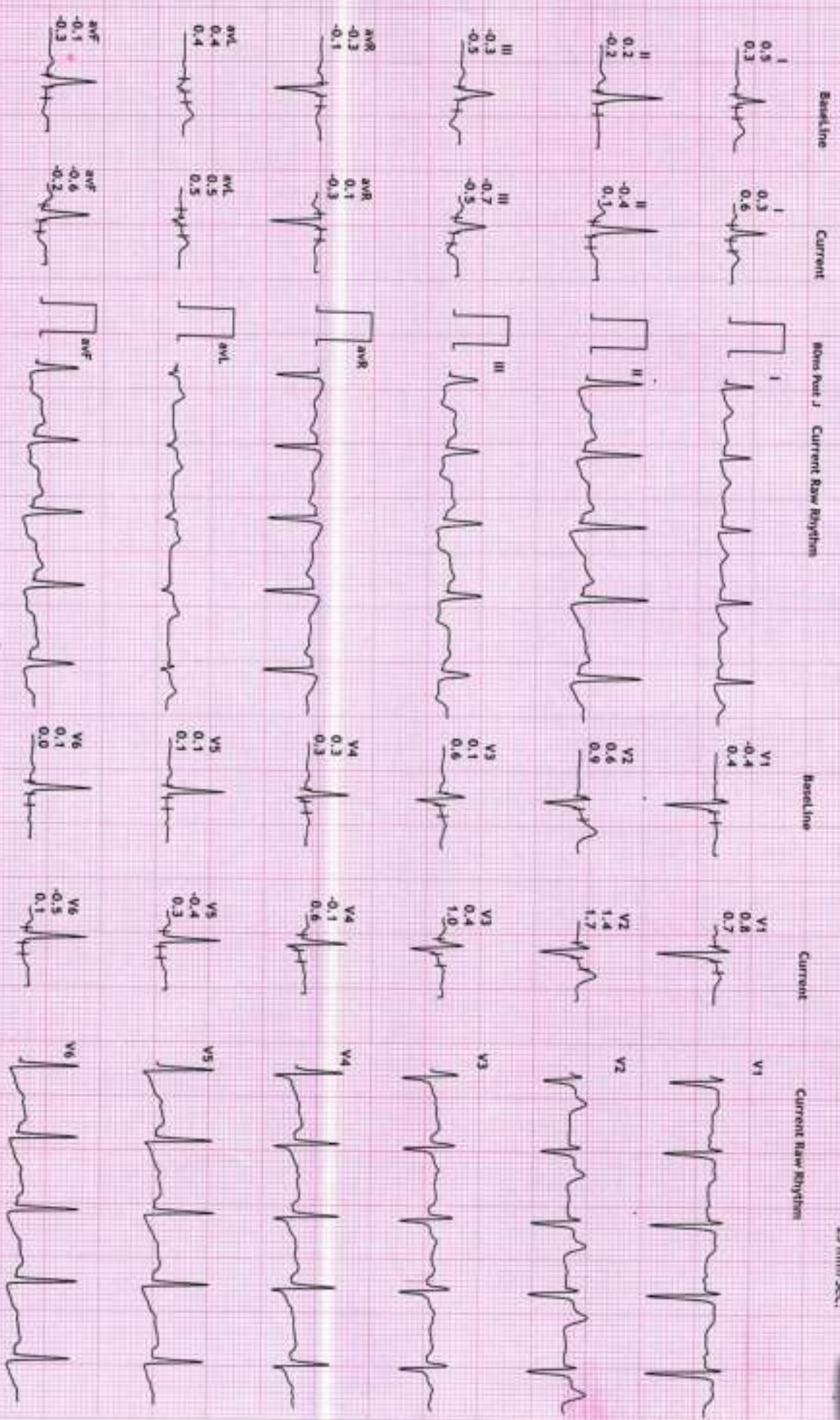
MPHR: 52% of 187
Speed: 0.0 kmph
Grade: 0.0%

Raw ECG
BRUCE
(1.0-100)HZ

Ex Time 06:16
BLC :On
Nech :On

Recovery : (02
10.0 mm/mV
25 mm/Sec.

12 Lead + Comparison



REVIVAL DIAGNOSTIC

4 TH FLOOR AQUA CORRIDORE, NEAR STAR BAZAR, ADALJAN, SURAT
665/CHAUDHARI ANKIT KUMAR GANJIBHAI
33 Yrs/Male

20 Kg/168 Cms
Date: 21-Feb-2024 09:37:08 AM

HR: 99 bpm
METS: 1.0
BP: 120/80

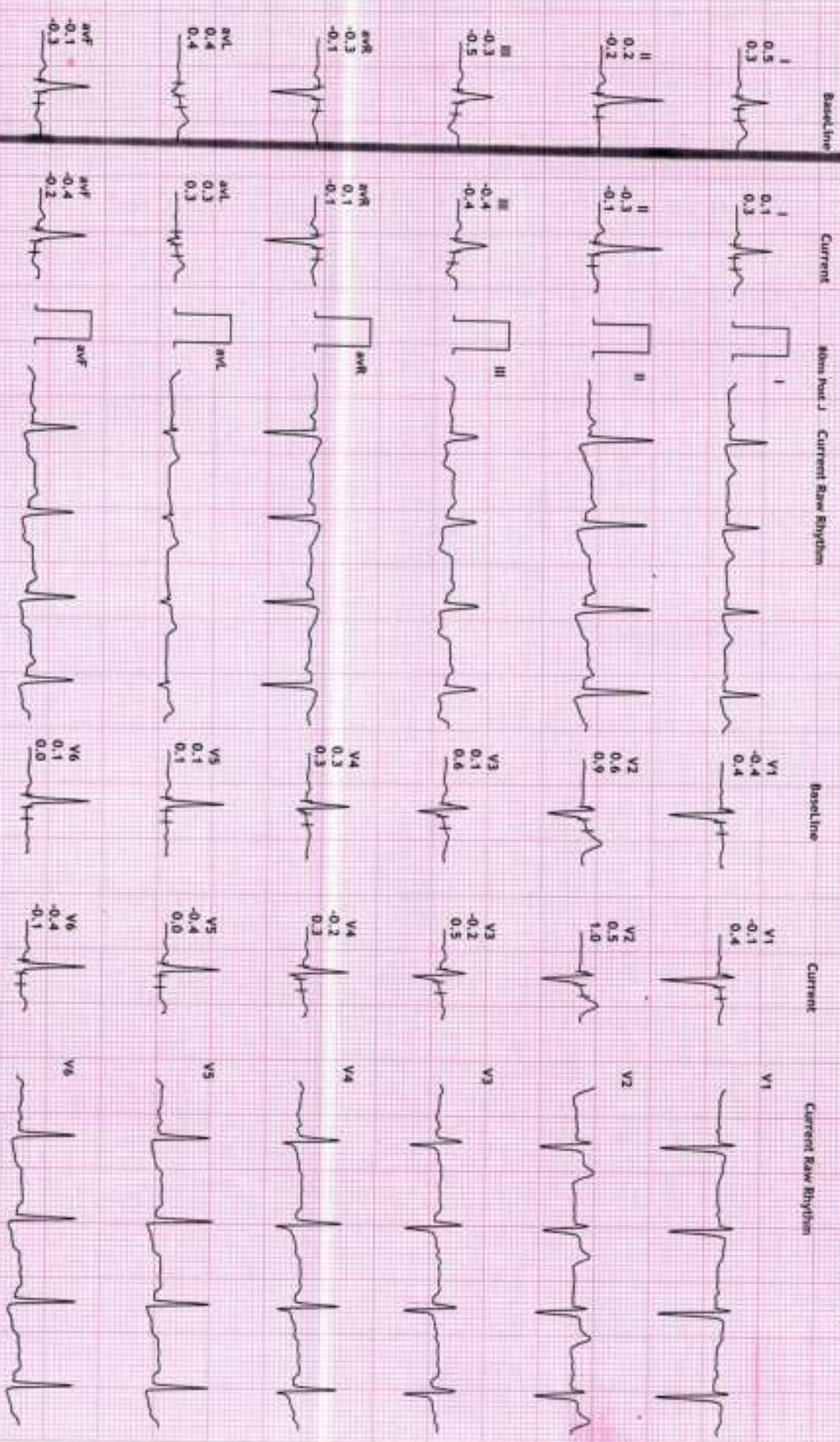
MPHR: 52% of 187
Speed: 0.0 kmph
Grade: 0.0%

Raw ECG
BRUCE
(1.0-100)Hz

Ex Time 06:16
BLC :On
Natch :On

Recovery : (03
10.0 mm/mv
25 mm/Sec.

12 Lead + Comparison





REVIVAL DIAGNOSTICS

Name	CHAUDHARI ANKITKUMAR GANJIBHAI	Age/Gender	33Yrs/Male
Reg No.	1687/24	Receipt No	17216
Referred By	Bank of Baroda (BOB) - MEDI WHEEL()	Mode of Payment	CREDIT
Collection Type	CENTER	Collection DateTime	21-Feb-2024 08:29 AM

USG OF ABDOMEN & PELVIS

LIVER:

Liver is normal in size and echotexture.
No evidence of focal SOL or dilatation of IHBR seen.
Portahepatis appear normal.

GALLBLADDER:

Gallbladder appeared normal. No calculus or mass lesion seen.

PANCREAS:

Pancreas appears normal in size and echotexture.
No focal lesion, mass or pancreatitis.

SPLEEN:

Spleen appears normal in size and echotexture.

PARAAORTIC REGION:

Aorta grossly appears normal.
No paraaortic lymphnodes seen.

KIDNEYS:

Both kidneys appear normal in size, shape and in position.
Cortex and collecting system of both kidneys appears normal.
No evidence of calculus or obstructive uropathy on either side.

URINARY BLADDER:


Bladder appears normal. No calculus or mass lesion is seen.

PROSTATE:

Prostate appears normal in size and echotexture.
No evidence of free fluid in pelvis.

COMMENTS: Normal USG Abdoman and pelvis

Dr. Chirag K. Patel
MBBS-DMPD
Reg. No. G-23509
Revival Hospital
4th Floor
Radiologist
Nr. Star Buzer, Hazira Main Road,
Adajan, Surat-395009.
Mo. 97266 726683



2024-2-21 9:42:10	ID Card:	2024-2-21 9:42:10	ID: 00000529
Name: ANKET	Gender: Male	HR: 94	bpm
Age: 33	Height(cm):	P-R: 130	ms
Weight(Kg):	BP(mmHg):	Q-R-S: 103	ms
		QT/QTc: 333/416	ms
		P/QRS/T AXES: 54/41/54	deg
		RV5/SV1: 1.08/1.28	mV
		RV5+SV1: 2.36	mV

*The result must be confirmed by doctor!
Report Confirmed by:

Edy Chalki

DR. ADITYA S. BORA
 MEd, MDNB, PGDCC
 PHYSICIAN & CLINICAL CARDIOLOGIST
 G-54906

Revival Diagnostics
 401-Aqua Corridor,
 Beside Star Bazar, Adajan,
 Surat-395009. Mo. 9825947717



REVIVAL DIAGNOSTICS

Name	CHAUDHARI ANKITKUMAR GANJIBHAI	Age/Gender	33Yrs/Male
Reg No.	1687/24	Receipt No	17216
Referred By	Bank of Baroda (BOB) - MEDI WHEEL()	Mode of Payment	CREDIT
Collection Type	CENTER	Collection DateTime	21-Feb-2024 08:29 AM

ECG

1. The rhythm is sinus.
2. Heart rate is 94 beats per minute.
3. Normal P,QRS,T wave axis.
4. Normal PR,QRS,Q.T. Duration.
5. No pathological q wave or ST-T changes seen.
6. No evidence of chamber hypertrophy or enlargement seen.

IMPRESSION : ECG WITHIN NORMAL LIMITS

Revival Diagnostics
401-Aqua Corridor,
Beside Star Bazar, Adajan,
Surat-395009. Mo. 9825947712

DR. ADITYA S. BORA
MBBS, DNB, PGDCC
PHYSICIAN & CLINICAL ELECTROCARDIOLOGIST
G-54906

0261-2747788, 98259 47712

4th Floor, Aqua Corridor, Hazira Road, Adajan Pal, Surat - 395009.

revivaldiagnostics.surat@gmail.com

www.revivaldiagnostics.com



NAME : ANKITKUMAR CHAUDHARI GANJIBHAI
AGE: 33 YRS/ MALE
REF BY: MEDI WHEEL





REVIVAL DIAGNOSTICS

Name	CHAUDHARI ANKITKUMAR GANJIBHAI	Age/Gender	33Yrs/Male
Reg No.	1687/24	Receipt No	17216
Referred By	Bank of Baroda (BOB) - MEDI WHEEL()	Mode of Payment	CREDIT
Collection Type	CENTER	Collection Date/Time	21-Feb-2024 08:29 AM

CHEST RADIOGRAPH (PA VIEW)

- Hilar shadows are within normal limits.
- Pulmonary vasculature appears normal.
- Cardiac appears normal in size.
- Both domeh of the diaphragm are smooth.
- Both costophrenic recesses are clear.
- Both lung fields appear normal.
- Visualized bones and soft tissue shadows appear normal.

IMPRESSION: NORMAL STUDY.

DR. CHIRAG K PATEL
RADIOLOGIST

Dr. Chirag K. Patel

MBBS-DMPD

Reg. No. G-23509
Signature

Revival Diagnostic

4th Floor, Aqua Corridor,
Nr. Star Bazar, Hazira Main Road,
Adajan, Surat-395009.
Mo. 97266 726683

0261-2747788, 98259 47712

4th Floor, Aqua Corridor, Hazira Road, Adajan Pal, Surat - 395009.

revivaldiagnostics.surat@gmail.com

www.revivaldiagnostics.com



સરનામું :

S/O: ગાંજીબહાઈ, બી-24,

સ્વાગત સેનાકોમ્પ્લેક્સ સમીપ

સુરત સિટી, અડાજાણ, સુરત

ગુજરાત.

ગુજરાત - 395009

ગુજરાત સહકાર યોજના પ્રતિભાવ
GUJARAT SAHAKAR YOJANA PRATIBHAV
OFF-INDIA

Address

S/O: Ganjibhai, B-24,

swagat apartment, near

sagar complex, Adajan,

Surat City, Surat Gujarat

- 395009

6109 9201 9776



1947

1800 200 1947

help@uidai.gov.in



www.uidai.gov.in



P.O. Box No.1947,
Bengaluru-560 001