

Patient Name : Mrs.SUSHMA SUBHASH INGOLE	Collected : 28/Sep/2024 10:14AM
Age/Gender : 39 Y 11 M 8 D/F	Received : 28/Sep/2024 03:53PM
UHID/MR No : CVIM.0000245455	Reported : 28/Sep/2024 04:49PM
Visit ID : CVIMOPV631857	Status : Final Report
Ref Doctor : Self	Sponsor Name : ARCOFEMI HEALTHCARE LIMITED
Emp/Auth/TPA ID : 22S34264	

DEPARTMENT OF HAEMATOLOGY

PERIPHERAL SMEAR , WHOLE BLOOD EDTA

RBC's Anisocytosis+, Microcytes+, Elliptocytes+
WBC's are normal in number and morphology
Platelets are Adequate
No hemoparasite seen.


Dr Sneha Shah
MBBS, MD (Pathology)
Consultant Pathologist

SIN No: VIR240903114

This test has been performed at Apollo Health and Lifestyle Ltd- Sadashiv Peth Pune, Diagnostics Lab



Patient Name : Mrs.SUSHMA SUBHASH INGOLE	Collected : 28/Sep/2024 10:14AM
Age/Gender : 39 Y 11 M 8 D/F	Received : 28/Sep/2024 03:53PM
UHID/MR No : CVIM.0000245455	Reported : 28/Sep/2024 04:49PM
Visit ID : CVIMOPV631857	Status : Final Report
Ref Doctor : Self	Sponsor Name : ARCOFEMI HEALTHCARE LIMITED
Emp/Auth/TPA ID : 22S34264	

DEPARTMENT OF HAEMATOLOGY

ARCOFEMI - MEDIWHEEL - FULL BODY HEALTH ANNUAL PLUS CHECK - FEMALE - 2D ECHO - PAN INDIA - FY2324

Test Name	Result	Unit	Bio. Ref. Interval	Method
HEMOGRAM , WHOLE BLOOD EDTA				
HAEMOGLOBIN	11	g/dL	12-15	Spectrophotometer
PCV	31.70	%	36-46	Electronic pulse & Calculation
RBC COUNT	4.21	Million/cu.mm	3.8-4.8	Electrical Impedance
MCV	75.3	fL	83-101	Calculated
MCH	26.3	pg	27-32	Calculated
MCHC	34.9	g/dL	31.5-34.5	Calculated
R.D.W	18.6	%	11.6-14	Calculated
TOTAL LEUCOCYTE COUNT (TLC)	9,630	cells/cu.mm	4000-10000	Electrical Impedance
DIFFERENTIAL LEUCOCYTIC COUNT (DLC)				
NEUTROPHILS	50.1	%	40-80	Electrical Impedance
LYMPHOCYTES	34.9	%	20-40	Electrical Impedance
EOSINOPHILS	7.7	%	1-6	Electrical Impedance
MONOCYTES	6.8	%	2-10	Electrical Impedance
BASOPHILS	0.5	%	<1-2	Electrical Impedance
ABSOLUTE LEUCOCYTE COUNT				
NEUTROPHILS	4824.63	Cells/cu.mm	2000-7000	Calculated
LYMPHOCYTES	3360.87	Cells/cu.mm	1000-3000	Calculated
EOSINOPHILS	741.51	Cells/cu.mm	20-500	Calculated
MONOCYTES	654.84	Cells/cu.mm	200-1000	Calculated
BASOPHILS	48.15	Cells/cu.mm	0-100	Calculated
Neutrophil lymphocyte ratio (NLR)	1.44		0.78- 3.53	Calculated
PLATELET COUNT	394000	cells/cu.mm	150000-410000	Electrical impedance
ERYTHROCYTE SEDIMENTATION RATE (ESR)	13	mm at the end of 1 hour	0-20	Modified Westergren
PERIPHERAL SMEAR				

RBC's Anisocytosis+, Microcytes+, Elliptocytes+
WBC's are normal in number and morphology
Platelets are Adequate
No hemoparasite seen.


Dr Sneha Shah
MBBS, MD (Pathology)
Consultant Pathologist

SIN No: VIR240903114


This test has been performed at Apollo Health and Lifestyle Ltd- Sadashiv Peth Pune, Diagnostics Lab



Patient Name : Mrs.SUSHMA SUBHASH INGOLE	Collected : 28/Sep/2024 10:14AM
Age/Gender : 39 Y 11 M 8 D/F	Received : 28/Sep/2024 03:53PM
UHID/MR No : CVIM.0000245455	Reported : 28/Sep/2024 04:49PM
Visit ID : CVIMOPV631857	Status : Final Report
Ref Doctor : Self	Sponsor Name : ARCOFEMI HEALTHCARE LIMITED
Emp/Auth/TPA ID : 22S34264	

DEPARTMENT OF HAEMATOLOGY

ARCOFEMI - MEDIWHEEL - FULL BODY HEALTH ANNUAL PLUS CHECK - FEMALE - 2D ECHO - PAN INDIA - FY2324


Dr Sneha Shah
MBBS, MD (Pathology)
Consultant Pathologist

SIN No:VIR240903114

This test has been performed at Apollo Health and Lifestyle Ltd- Sadashiv Peth Pune, Diagnostics Lab



Patient Name : Mrs.SUSHMA SUBHASH INGOLE	Collected : 28/Sep/2024 10:14AM
Age/Gender : 39 Y 11 M 8 D/F	Received : 28/Sep/2024 03:53PM
UHID/MR No : CVIM.0000245455	Reported : 28/Sep/2024 04:54PM
Visit ID : CVIMOPV631857	Status : Final Report
Ref Doctor : Self	Sponsor Name : ARCOFEMI HEALTHCARE LIMITED
Emp/Auth/TPA ID : 22S34264	

DEPARTMENT OF HAEMATOLOGY

ARCOFEMI - MEDIWHEEL - FULL BODY HEALTH ANNUAL PLUS CHECK - FEMALE - 2D ECHO - PAN INDIA - FY2324

Test Name	Result	Unit	Bio. Ref. Interval	Method
BLOOD GROUP ABO AND RH FACTOR , WHOLE BLOOD EDTA				
BLOOD GROUP TYPE	B			Microplate Hemagglutination
Rh TYPE	Positive			Microplate Hemagglutination



DR.Sanjay Ingle
M.B.B.S,M.D(Pathology)
Consultant Pathologist

SIN No:VIR240903114

This test has been performed at Apollo Health and Lifestyle Ltd- Sadashiv Peth Pune, Diagnostics Lab



Patient Name : Mrs.SUSHMA SUBHASH INGOLE	Collected : 28/Sep/2024 12:54PM
Age/Gender : 39 Y 11 M 8 D/F	Received : 28/Sep/2024 03:42PM
UHID/MR No : CVIM.0000245455	Reported : 28/Sep/2024 05:37PM
Visit ID : CVIMOPV631857	Status : Final Report
Ref Doctor : Self	Sponsor Name : ARCOFEMI HEALTHCARE LIMITED
Emp/Auth/TPA ID : 22S34264	

DEPARTMENT OF BIOCHEMISTRY

ARCOFEMI - MEDIWHEEL - FULL BODY HEALTH ANNUAL PLUS CHECK - FEMALE - 2D ECHO - PAN INDIA - FY2324

Test Name	Result	Unit	Bio. Ref. Interval	Method
GLUCOSE, FASTING , NAF PLASMA	81	mg/dL	70-100	HEXOKINASE

Comment:

As per American Diabetes Guidelines, 2023

Fasting Glucose Values in mg/dL	Interpretation
70-100 mg/dL	Normal
100-125 mg/dL	Prediabetes
≥126 mg/dL	Diabetes
<70 mg/dL	Hypoglycemia

Note:

- 1.The diagnosis of Diabetes requires a fasting plasma glucose of > or = 126 mg/dL and/or a random / 2 hr post glucose value of > or = 200 mg/dL on at least 2 occasions.
2. Very high glucose levels (>450 mg/dL in adults) may result in Diabetic Ketoacidosis & is considered critical.

Test Name	Result	Unit	Bio. Ref. Interval	Method
GLUCOSE, POST PRANDIAL (PP), 2 HOURS , SODIUM FLUORIDE PLASMA (2 HR)	123	mg/dL	70-140	HEXOKINASE

Comment:

It is recommended that FBS and PPBS should be interpreted with respect to their Biological reference ranges and not with each other. Conditions which may lead to lower postprandial glucose levels as compared to fasting glucose levels may be due to reactive hypoglycemia, dietary meal content, duration or timing of sampling after food digestion and absorption, medications such as insulin preparations, sulfonylureas, amylin analogues, or conditions such as overproduction of insulin.



DR.Sanjay Ingle
M.B.B.S,M.D(Pathology)
Consultant Pathologist

SIN No:VIR240903253

This test has been performed at Apollo Health and Lifestyle Ltd- Sadashiv Peth Pune, Diagnostics Lab



Patient Name : Mrs.SUSHMA SUBHASH INGOLE	Collected : 28/Sep/2024 10:14AM
Age/Gender : 39 Y 11 M 8 D/F	Received : 28/Sep/2024 03:53PM
UHID/MR No : CVIM.0000245455	Reported : 28/Sep/2024 06:48PM
Visit ID : CVIMOPV631857	Status : Final Report
Ref Doctor : Self	Sponsor Name : ARCOFEMI HEALTHCARE LIMITED
Emp/Auth/TPA ID : 22S34264	

DEPARTMENT OF BIOCHEMISTRY

ARCOFEMI - MEDIWHEEL - FULL BODY HEALTH ANNUAL PLUS CHECK - FEMALE - 2D ECHO - PAN INDIA - FY2324

Test Name	Result	Unit	Bio. Ref. Interval	Method
HBA1C (GLYCATED HEMOGLOBIN) , WHOLE BLOOD EDTA				
HBA1C, GLYCATED HEMOGLOBIN	6.2	%		HPLC
ESTIMATED AVERAGE GLUCOSE (eAG)	131	mg/dL		Calculated

Comment:

Reference Range as per American Diabetes Association (ADA) 2023 Guidelines:

REFERENCE GROUP	HBA1C %
NON DIABETIC	<5.7
PREDIABETES	5.7 – 6.4
DIABETES	≥ 6.5
DIABETICS	
EXCELLENT CONTROL	6 – 7
FAIR TO GOOD CONTROL	7 – 8
UNSATISFACTORY CONTROL	8 – 10
POOR CONTROL	>10

Note: Dietary preparation or fasting is not required.

1. HbA1C is recommended by American Diabetes Association for Diagnosing Diabetes and monitoring Glycemic Control by American Diabetes Association guidelines 2023.

2. Trends in HbA1C values is a better indicator of Glycemic control than a single test.

3. Low HbA1C in Non-Diabetic patients are associated with Anemia (Iron Deficiency/Hemolytic), Liver Disorders, Chronic Kidney Disease. Clinical Correlation is advised in interpretation of low Values.

4. Falsely low HbA1c (below 4%) may be observed in patients with clinical conditions that shorten erythrocyte life span or decrease mean erythrocyte age. HbA1c may not accurately reflect glycemic control when clinical conditions that affect erythrocyte survival are present.

5. In cases of Interference of Hemoglobin variants in HbA1C, alternative methods (Fructosamine) estimation is recommended for Glycemic Control

A: HbF >25%

B: Homozygous Hemoglobinopathy.

(Hb Electrophoresis is recommended method for detection of Hemoglobinopathy)



Dr Sneha Shah
MBBS, MD (Pathology)
Consultant Pathologist

SIN No: VIR240903120

This test has been performed at Apollo Health and Lifestyle Ltd- Sadashiv Peth Pune, Diagnostics Lab



Patient Name : Mrs.SUSHMA SUBHASH INGOLE	Collected : 28/Sep/2024 10:14AM
Age/Gender : 39 Y 11 M 8 D/F	Received : 28/Sep/2024 04:57PM
UHID/MR No : CVIM.0000245455	Reported : 28/Sep/2024 06:55PM
Visit ID : CVIMOPV631857	Status : Final Report
Ref Doctor : Self	Sponsor Name : ARCOFEMI HEALTHCARE LIMITED
Emp/Auth/TPA ID : 22S34264	

DEPARTMENT OF BIOCHEMISTRY

ARCOFEMI - MEDIWHEEL - FULL BODY HEALTH ANNUAL PLUS CHECK - FEMALE - 2D ECHO - PAN INDIA - FY2324

Test Name	Result	Unit	Bio. Ref. Interval	Method
LIPID PROFILE , SERUM				
TOTAL CHOLESTEROL	221	mg/dL	<200	CHO-POD
TRIGLYCERIDES	126	mg/dL	<150	GPO-POD
HDL CHOLESTEROL	40	mg/dL	40-60	Enzymatic Immunoinhibition
NON-HDL CHOLESTEROL	181	mg/dL	<130	Calculated
LDL CHOLESTEROL	155.72	mg/dL	<100	Calculated
VLDL CHOLESTEROL	25.26	mg/dL	<30	Calculated
CHOL / HDL RATIO	5.54		0-4.97	Calculated
ATHEROGENIC INDEX (AIP)	0.14		<0.11	Calculated

Comment:

Reference Interval as per National Cholesterol Education Program (NCEP) Adult Treatment Panel III Report.

	Desirable	Borderline High	High	Very High
TOTAL CHOLESTEROL	< 200	200 - 239	≥ 240	
TRIGLYCERIDES	<150	150 - 199	200 - 499	≥ 500
LDL	Optimal < 100 Near Optimal 100-129	130 - 159	160 - 189	≥ 190
HDL	≥ 60			
NON-HDL CHOLESTEROL	Optimal <130; Above Optimal 130-159	160-189	190-219	>220

Measurements in the same patient can show physiological and analytical variations.

NCEP ATP III identifies non-HDL cholesterol as a secondary target of therapy in persons with high triglycerides.



DR.Sanjay Ingle
M.B.B.S,M.D(Pathology)
Consultant Pathologist

SIN No:VIR240903116

This test has been performed at Apollo Health and Lifestyle Ltd- Sadashiv Peth Pune, Diagnostics Lab



Patient Name : Mrs.SUSHMA SUBHASH INGOLE	Collected : 28/Sep/2024 10:14AM
Age/Gender : 39 Y 11 M 8 D/F	Received : 28/Sep/2024 04:57PM
UHID/MR No : CVIM.0000245455	Reported : 28/Sep/2024 06:55PM
Visit ID : CVIMOPV631857	Status : Final Report
Ref Doctor : Self	Sponsor Name : ARCOFEMI HEALTHCARE LIMITED
Emp/Auth/TPA ID : 22S34264	

DEPARTMENT OF BIOCHEMISTRY

ARCOFEMI - MEDIWHEEL - FULL BODY HEALTH ANNUAL PLUS CHECK - FEMALE - 2D ECHO - PAN INDIA - FY2324

Test Name	Result	Unit	Bio. Ref. Interval	Method
LIVER FUNCTION TEST (LFT) , SERUM				
BILIRUBIN, TOTAL	0.41	mg/dL	0.3-1.2	DPD
BILIRUBIN CONJUGATED (DIRECT)	0.08	mg/dL	<0.2	DPD
BILIRUBIN (INDIRECT)	0.34	mg/dL	0.0-1.1	Dual Wavelength
ALANINE AMINOTRANSFERASE (ALT/SGPT)	16.24	U/L	<35	IFCC
ASPARTATE AMINOTRANSFERASE (AST/SGOT)	23.5	U/L	<35	IFCC
AST (SGOT) / ALT (SGPT) RATIO (DE RITIS)	1.4		<1.15	Calculated
ALKALINE PHOSPHATASE	77.75	U/L	30-120	IFCC
PROTEIN, TOTAL	7.68	g/dL	6.6-8.3	Biuret
ALBUMIN	4.32	g/dL	3.5-5.2	BROMO CRESOL GREEN
GLOBULIN	3.36	g/dL	2.0-3.5	Calculated
A/G RATIO	1.29		0.9-2.0	Calculated

Comment:

LFT results reflect different aspects of the health of the liver, i.e., hepatocyte integrity (AST & ALT), synthesis and secretion of bile (Bilirubin, ALP), cholestasis (ALP, GGT), protein synthesis (Albumin) Common patterns seen:

1. Hepatocellular Injury:

*AST – Elevated levels can be seen. However, it is not specific to liver and can be raised in cardiac and skeletal injuries.
 *ALT – Elevated levels indicate hepatocellular damage. It is considered to be most specific lab test for hepatocellular injury. Values also correlate well with increasing BMI. Disproportionate increase in AST, ALT compared with ALP. AST: ALT (ratio) – In case of hepatocellular injury AST: ALT > 1 In Alcoholic Liver Disease AST: ALT usually >2. This ratio is also seen to be increased in NAFLD, Wilson's's diseases, Cirrhosis, but the increase is usually not >2.

2. Cholestatic Pattern:

*ALP – Disproportionate increase in ALP compared with AST, ALT. ALP elevation also seen in pregnancy, impacted by age and sex. *Bilirubin elevated- predominantly direct , To establish the hepatic origin correlation with elevated GGT helps.

3. Synthetic function impairment:

*Albumin- Liver disease reduces albumin levels, Correlation with PT (Prothrombin Time) helps.

4. Associated tests for assessment of liver fibrosis - Fibrosis-4 and APRI Index.



DR.Sanjay Ingle
 M.B.B.S,M.D(Pathology)
 Consultant Pathologist

SIN No:VIR240903116

This test has been performed at Apollo Health and Lifestyle Ltd- Sadashiv Peth Pune, Diagnostics Lab



Patient Name : Mrs.SUSHMA SUBHASH INGOLE	Collected : 28/Sep/2024 10:14AM
Age/Gender : 39 Y 11 M 8 D/F	Received : 28/Sep/2024 04:57PM
UHID/MR No : CVIM.0000245455	Reported : 28/Sep/2024 06:55PM
Visit ID : CVIMOPV631857	Status : Final Report
Ref Doctor : Self	Sponsor Name : ARCOFEMI HEALTHCARE LIMITED
Emp/Auth/TPA ID : 22S34264	

DEPARTMENT OF BIOCHEMISTRY

ARCOFEMI - MEDIWHEEL - FULL BODY HEALTH ANNUAL PLUS CHECK - FEMALE - 2D ECHO - PAN INDIA - FY2324



DR.Sanjay Ingle
M.B.B.S,M.D(Pathology)
Consultant Pathologist

SIN No:VIR240903116

This test has been performed at Apollo Health and Lifestyle Ltd- Sadashiv Peth Pune, Diagnostics Lab



Patient Name : Mrs.SUSHMA SUBHASH INGOLE	Collected : 28/Sep/2024 10:14AM
Age/Gender : 39 Y 11 M 8 D/F	Received : 28/Sep/2024 04:57PM
UHID/MR No : CVIM.0000245455	Reported : 28/Sep/2024 06:55PM
Visit ID : CVIMOPV631857	Status : Final Report
Ref Doctor : Self	Sponsor Name : ARCOFEMI HEALTHCARE LIMITED
Emp/Auth/TPA ID : 22S34264	

DEPARTMENT OF BIOCHEMISTRY

ARCOFEMI - MEDIWHEEL - FULL BODY HEALTH ANNUAL PLUS CHECK - FEMALE - 2D ECHO - PAN INDIA - FY2324

Test Name	Result	Unit	Bio. Ref. Interval	Method
RENAL PROFILE/KIDNEY FUNCTION TEST (RFT/KFT) , SERUM				
CREATININE	0.64	mg/dL	0.55-1.02	Modified Jaffe, Kinetic
UREA	13.55	mg/dL	17-43	GLDH, Kinetic Assay
BLOOD UREA NITROGEN	6.3	mg/dL	8.0 - 23.0	Calculated
URIC ACID	4.84	mg/dL	2.6-6.0	Uricase PAP
CALCIUM	9.44	mg/dL	8.8-10.6	Arsenazo III
PHOSPHORUS, INORGANIC	3.76	mg/dL	2.5-4.5	Phosphomolybdate Complex
SODIUM	137.48	mmol/L	136-146	ISE (Indirect)
POTASSIUM	4.3	mmol/L	3.5-5.1	ISE (Indirect)
CHLORIDE	101.99	mmol/L	101-109	ISE (Indirect)
PROTEIN, TOTAL	7.68	g/dL	6.6-8.3	Biuret
ALBUMIN	4.32	g/dL	3.5-5.2	BROMO CRESOL GREEN
GLOBULIN	3.36	g/dL	2.0-3.5	Calculated
A/G RATIO	1.29		0.9-2.0	Calculated



DR.Sanjay Ingle
M.B.B.S,M.D(Pathology)
Consultant Pathologist

SIN No:VIR240903116

This test has been performed at Apollo Health and Lifestyle Ltd- Sadashiv Peth Pune, Diagnostics Lab



Patient Name : Mrs.SUSHMA SUBHASH INGOLE	Collected : 28/Sep/2024 10:14AM
Age/Gender : 39 Y 11 M 8 D/F	Received : 28/Sep/2024 04:57PM
UHID/MR No : CVIM.0000245455	Reported : 28/Sep/2024 06:55PM
Visit ID : CVIMOPV631857	Status : Final Report
Ref Doctor : Self	Sponsor Name : ARCOFEMI HEALTHCARE LIMITED
Emp/Auth/TPA ID : 22S34264	

DEPARTMENT OF BIOCHEMISTRY

ARCOFEMI - MEDIWHEEL - FULL BODY HEALTH ANNUAL PLUS CHECK - FEMALE - 2D ECHO - PAN INDIA - FY2324

Test Name	Result	Unit	Bio. Ref. Interval	Method
GAMMA GLUTAMYL TRANSPEPTIDASE (GGT) , SERUM	17.93	U/L	<38	IFCC



DR.Sanjay Ingle
M.B.B.S,M.D(Pathology)
Consultant Pathologist

SIN No:VIR240903116

This test has been performed at Apollo Health and Lifestyle Ltd- Sadashiv Peth Pune, Diagnostics Lab



Patient Name : Mrs.SUSHMA SUBHASH INGOLE	Collected : 28/Sep/2024 10:14AM
Age/Gender : 39 Y 11 M 8 D/F	Received : 28/Sep/2024 02:10PM
UHID/MR No : CVIM.0000245455	Reported : 28/Sep/2024 03:27PM
Visit ID : CVIMOPV631857	Status : Final Report
Ref Doctor : Self	Sponsor Name : ARCOFEMI HEALTHCARE LIMITED
Emp/Auth/TPA ID : 22S34264	

DEPARTMENT OF IMMUNOLOGY

ARCOFEMI - MEDIWHEEL - FULL BODY HEALTH ANNUAL PLUS CHECK - FEMALE - 2D ECHO - PAN INDIA - FY2324

Test Name	Result	Unit	Bio. Ref. Interval	Method
THYROID PROFILE TOTAL (T3, T4, TSH) , SERUM				
TRI-IODOTHYRONINE (T3, TOTAL)	0.96	ng/mL	0.7-2.04	CLIA
THYROXINE (T4, TOTAL)	12.06	µg/dL	5.48-14.28	CLIA
THYROID STIMULATING HORMONE (TSH)	1.654	µIU/mL	0.34-5.60	CLIA

Comment:

For pregnant females	Bio Ref Range for TSH in uIU/ml (As per American Thyroid Association)
First trimester	0.1 - 2.5
Second trimester	0.2 – 3.0
Third trimester	0.3 – 3.0

- TSH is a glycoprotein hormone secreted by the anterior pituitary. TSH activates production of T3 (Triiodothyronine) and its prohormone T4 (Thyroxine). Increased blood level of T3 and T4 inhibit production of TSH.
- TSH is elevated in primary hypothyroidism and will be low in primary hyperthyroidism. Elevated or low TSH in the context of normal free thyroxine is often referred to as sub-clinical hypo- or hyperthyroidism respectively.
- Both T4 & T3 provides limited clinical information as both are highly bound to proteins in circulation and reflects mostly inactive hormone. Only a very small fraction of circulating hormone is free and biologically active.
- Significant variations in TSH can occur with circadian rhythm, hormonal status, stress, sleep deprivation, medication & circulating antibodies.

TSH	T3	T4	FT4	Conditions
High	Low	Low	Low	Primary Hypothyroidism, Post Thyroidectomy, Chronic Autoimmune Thyroiditis
High	N	N	N	Subclinical Hypothyroidism, Autoimmune Thyroiditis, Insufficient Hormone Replacement Therapy.
N/Low	Low	Low	Low	Secondary and Tertiary Hypothyroidism
Low	High	High	High	Primary Hyperthyroidism, Goitre, Thyroiditis, Drug effects, Early Pregnancy
Low	N	N	N	Subclinical Hyperthyroidism
Low	Low	Low	Low	Central Hypothyroidism, Treatment with Hyperthyroidism
Low	N	High	High	Thyroiditis, Interfering Antibodies
N/Low	High	N	N	T3 Thyrotoxicosis, Non thyroidal causes

Sneha Shah

 Dr Sneha Shah
 MBBS, MD (Pathology)
 Consultant Pathologist

SIN No: VIR240903115

This test has been performed at Apollo Health and Lifestyle Ltd- Sadashiv Peth Pune, Diagnostics Lab




Patient Name : Mrs.SUSHMA SUBHASH INGOLE	Collected : 28/Sep/2024 10:14AM
Age/Gender : 39 Y 11 M 8 D/F	Received : 28/Sep/2024 02:10PM
UHID/MR No : CVIM.0000245455	Reported : 28/Sep/2024 03:27PM
Visit ID : CVIMOPV631857	Status : Final Report
Ref Doctor : Self	Sponsor Name : ARCOFEMI HEALTHCARE LIMITED
Emp/Auth/TPA ID : 22S34264	

DEPARTMENT OF IMMUNOLOGY

ARCOFEMI - MEDIWHEEL - FULL BODY HEALTH ANNUAL PLUS CHECK - FEMALE - 2D ECHO - PAN INDIA - FY2324

High	High	High	High	Pituitary Adenoma; TSHoma/Thyrotropinoma
------	------	------	------	--



Dr Sneha Shah
MBBS, MD (Pathology)
Consultant Pathologist

SIN No: VIR240903115

This test has been performed at Apollo Health and Lifestyle Ltd- Sadashiv Peth Pune, Diagnostics Lab



Patient Name : Mrs.SUSHMA SUBHASH INGOLE	Collected : 28/Sep/2024 10:14AM
Age/Gender : 39 Y 11 M 8 D/F	Received : 28/Sep/2024 04:05PM
UHID/MR No : CVIM.0000245455	Reported : 28/Sep/2024 04:55PM
Visit ID : CVIMOPV631857	Status : Final Report
Ref Doctor : Self	Sponsor Name : ARCOFEMI HEALTHCARE LIMITED
Emp/Auth/TPA ID : 22S34264	

DEPARTMENT OF CLINICAL PATHOLOGY

ARCOFEMI - MEDIWHEEL - FULL BODY HEALTH ANNUAL PLUS CHECK - FEMALE - 2D ECHO - PAN INDIA - FY2324

Test Name	Result	Unit	Bio. Ref. Interval	Method
COMPLETE URINE EXAMINATION (CUE) , URINE				
PHYSICAL EXAMINATION				
COLOUR	PALE YELLOW		PALE YELLOW	Scattering of light
TRANSPARENCY	CLEAR		CLEAR	Scattering of light
pH	5.5		5-7.5	Bromothymol Blue
SP. GRAVITY	1.003		1.002-1.030	Bromothymol Blue
BIOCHEMICAL EXAMINATION				
URINE PROTEIN	NEGATIVE		NEGATIVE	PROTEIN ERROR OF INDICATOR
GLUCOSE	NORMAL		NEGATIVE	GOD-POD
URINE BILIRUBIN	NEGATIVE		NEGATIVE	Diazonium Salt
URINE KETONES (RANDOM)	NEGATIVE		NEGATIVE	Sodium nitro prusside
UROBILINOGEN	NORMAL		NORMAL (0.1-1.8mg/dl)	Diazonium salt
NITRITE	NEGATIVE		NEGATIVE	Sulfanilic acid
LEUCOCYTE ESTERASE	NEGATIVE		NEGATIVE	Diazonium salt
CENTRIFUGED SEDIMENT WET MOUNT AND MICROSCOPY				
PUS CELLS	1 - 2	/hpf	0-5	Microscopy
EPITHELIAL CELLS	1 - 2	/hpf	< 10	Microscopy
RBC	0	/hpf	0-2	Microscopy
CASTS	NEGATIVE	/lpf	0-2 Hyaline Cast	Microscopy
CRYSTALS	NEGATIVE	/hpf	Occasional-Few	Microscopy

Comment:

All urine samples are checked for adequacy and suitability before examination. All abnormal chemical examination are rechecked and verified by manual methods.

Microscopy findings are reported as an average of 10 high power fields.



Dr Sneha Shah
MBBS, MD (Pathology)
Consultant Pathologist

SIN No: VIR240903117

This test has been performed at Apollo Health and Lifestyle Ltd- Sadashiv Peth Pune, Diagnostics Lab



Patient Name : Mrs.SUSHMA SUBHASH INGOLE	Collected : 28/Sep/2024 10:14AM
Age/Gender : 39 Y 11 M 8 D/F	Received : 28/Sep/2024 05:05PM
UHID/MR No : CVIM.0000245455	Reported : 28/Sep/2024 05:57PM
Visit ID : CVIMOPV631857	Status : Final Report
Ref Doctor : Self	Sponsor Name : ARCOFEMI HEALTHCARE LIMITED
Emp/Auth/TPA ID : 22S34264	

DEPARTMENT OF CLINICAL PATHOLOGY

ARCOFEMI - MEDIWHEEL - FULL BODY HEALTH ANNUAL PLUS CHECK - FEMALE - 2D ECHO - PAN INDIA - FY2324

Test Name	Result	Unit	Bio. Ref. Interval	Method
URINE GLUCOSE(POST PRANDIAL)	NEGATIVE		NEGATIVE	Dipstick

Test Name	Result	Unit	Bio. Ref. Interval	Method
URINE GLUCOSE(FASTING)	NEGATIVE		NEGATIVE	Dipstick

*** End Of Report ***



Dr Sneha Shah
MBBS, MD (Pathology)
Consultant Pathologist

SIN No: VIR240903119

This test has been performed at Apollo Health and Lifestyle Ltd- Sadashiv Peth Pune, Diagnostics Lab



Patient Name : Mrs.SUSHMA SUBHASH INGOLE
Age/Gender : 39 Y 11 M 8 D/F
UHID/MR No : CVIM.0000245455
Visit ID : CVIMOPV631857
Ref Doctor : Self
Emp/Auth/TPA ID : 22S34264

Collected : 28/Sep/2024 10:14AM
Received : 28/Sep/2024 05:05PM
Reported : 28/Sep/2024 05:57PM
Status : Final Report
Sponsor Name : ARCOFEMI HEALTHCARE LIMITED

TERMS AND CONDITIONS GOVERNING THIS REPORT

The reported results are for information and interpretation of the referring doctor or such other medical professionals, who understand reporting units, reference ranges and limitations of technologies.

Laboratories not be responsible for any interpretation whatsoever.

It is presumed that the tests performed are, on the specimen / sample being to the patient named or identified and the verifications of the particulars have been cleared out by the patient or his / her representative at the point of generation of said specimen.

The reported results are restricted to the given specimen only. Results may vary from lab to lab and from time to time for the same parameter for the same patient.

Assays are performed in accordance with standard procedures, The reported results are dependent on individual assay methods / equipment used and quality of specimen received.

This report is not valid for medico legal purposes.


Dr Sneha Shah
MBBS, MD (Pathology)
Consultant Pathologist

SIN No: VIR240903119

This test has been performed at Apollo Health and Lifestyle Ltd- Sadashiv Peth Pune, Diagnostics Lab



Apollo Health and Lifestyle Limited (CIN - U85110TG2000PLC115819)

Regd. Office: 1-10-60/62, Ashoka Raghupathi Chambers, 5th Floor, Begumpet, Hyderabad, Telangana - 500 016 |
www.apollohl.com | Email ID: enquiry@apollohl.com, Ph No: 040-4904 7777, Fax No: 4904 7744

APOLLO CLINICS NETWORK

Telangana: Hyderabad (AS Rao Nagar | Chanda Nagar | Kondapur | Nallakunta | Nizampet | Manikonda | Uppal) **Andhra Pradesh:** Vizag (Seethamma Peta) **Karnataka:** Bangalore (Basavanagudi | Bellandur | Electronics City | Fraser Town | HSR Layout | Indira Nagar | JP Nagar | Kundalahalli | Koramangala | Sarjapur Road) **Mysore** (VV Mohalla) **Tamilnadu:** Chennai (Annanagar | Kotturpuram | Mogappair | T Nagar | Valasaravakkam | Velachery) **Maharashtra:** Pune (Aundh | Nigdi Pradhikaran | Viman Nagar | Wanowrie) **Uttar Pradesh:** Ghaziabad (Indrapuram) **Gujarat:** Ahmedabad (Satellite) **Punjab:** Amritsar (Court Road) **Haryana:** Faridabad (Railway Station Road)

Nyati Millenium Premises, Cooperative Society Limited, Shop No.S1 & Stilt Floor, Building "C", Viman Nagar, Pune, Maharashtra, India - 411014

 **1860 500 7788**
www.apolloclinic.com

Patient Name	: Mrs. sushma subhash ingole	Age	: 39Yrs 11Mths 9Days
UHID	: CVIM.0000245455	OP Visit No.	: CVIMOPV631857
Printed On	: 28-09-2024 07:41 AM	Advised/Pres Doctor	: --
Department	: Radiology	Qualification	: --
Referred By	: Self	Registration No.	: --
Employer Id	: 22S34264		

DEPARTMENT OF RADIOLOGY

ULTRASOUND ABDOMEN AND PELVIS

Liver appears normal in size and bright in echotexture. No focal lesion is seen. PV and CBD normal. No dilatation of the intrahepatic biliary radicals.

Gall bladder is well distended. No evidence of calculus. Wall thickness appears normal. No evidence of periGB collection. No evidence of focal lesion is seen.

Spleen appears normal. No focal lesion seen. Splenic vein appears normal.

Pancreas appears normal in echopattern. No focal/mass lesion/calcification. No evidence of peripancreatic free fluid or collection. Pancreatic duct appears normal.

Both the kidneys appear normal in size, shape and echopattern. Cortical thickness and CM differentiation are maintained. No calculus / hydronephrosis seen on either side.

Urinary Bladder is well distended and appears normal. No evidence of any wall thickening or abnormality. No evidence of any intrinsic or extrinsic bladder abnormality detected.

Uterus appears normal in size. It shows normal shape & echo pattern. Endometrial echo-complex appears normal and measures 6.7 mm.

Both ovaries appear normal in size, shape and echotexture. No evidence of any adnexal pathology noted.

Bowel loops and Retroperitoneum appear normal. Aorta and IVC appear normal. No abnormal lymphadenopathy noted.

SUSHMA INGOLE USG A+P 28/09/204

IMPRESSION:-

Grade I fatty liver.

(The sonography findings should always be considered in correlation with the clinical and other investigation finding where applicable.) It is only a professional opinion, Not valid for medico legal purpose.

---End Of The Report---



Dr. PREETI P KATHE
DMRE, MD, DNB
2003/04/1886
Radiology

Patient Name	: Mrs. sushma subhash ingole	Age	: 39Yrs 11Mths 9Days
UHID	: CVIM.0000245455	OP Visit No.	: CVIMOPV631857
Printed On	: 28-09-2024 08:35 AM	Advised/Pres Doctor	: --
Department	: Radiology	Qualification	: --
Referred By	: Self	Registration No.	: --
Employeer Id	: 22S34264		

DEPARTMENT OF RADIOLOGY

X-RAY CHEST PA VIEW

Lung fields are clear.

Cardio thoracic ratio is normal.

Apices, costo and cardio phrenic angles are free.

Cardio vascular shadow and hila show no abnormal feature.


Bony thorax shows no significant abnormality.

Domes of diaphragm are well delineated.

IMPRESSION:

***NO SIGNIFICANT ABNORMALITY DETECTED.**

---End Of The Report---



Dr. PREETI P KATHE
DMRE, MD, DNB
2003/04/1886
Radiology