


Patient Name : Mrs.G SRIVIDYA	Collected : 03/Mar/2024 09:04AM
Age/Gender : 53 Y 6 M 14 D/F	Received : 03/Mar/2024 01:36PM
UHID/MR No : CINR.0000163722	Reported : 03/Mar/2024 03:31PM
Visit ID : CINROPV220883	Status : Final Report
Ref Doctor : Dr.SELF	Sponsor Name : ARCOFEMI HEALTHCARE LIMITED
Emp/Auth/TPA ID : 919819356132	

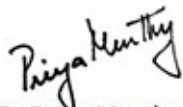
DEPARTMENT OF HAEMATOLOGY

ARCOFEMI - MEDIWHEEL - FULL BODY ANNUAL PLUS CHECK ADVANCED - FEMALE - 2D ECHO - PAN INDIA - FY2324

Test Name	Result	Unit	Bio. Ref. Range	Method
<b>HEMOGRAM , WHOLE BLOOD EDTA</b>				
HAEMOGLOBIN	12.1	g/dL	12-15	Spectrophotometer
PCV	35.20	%	36-46	Electronic pulse & Calculation
RBC COUNT	4.16	Million/cu.mm	3.8-4.8	Electrical Impedance
MCV	84.7	fL	83-101	Calculated
MCH	29.2	pg	27-32	Calculated
MCHC	34.5	g/dL	31.5-34.5	Calculated
R.D.W	13.6	%	11.6-14	Calculated
TOTAL LEUCOCYTE COUNT (TLC)	5,770	cells/cu.mm	4000-10000	Electrical Impedance
<b>DIFFERENTIAL LEUCOCYtic COUNT (DLC)</b>				
NEUTROPHILS	64.1	%	40-80	Electrical Impedance
LYMPHOCYTES	27.1	%	20-40	Electrical Impedance
EOSINOPHILS	2.1	%	1-6	Electrical Impedance
MONOCYTES	6.1	%	2-10	Electrical Impedance
BASOPHILS	0.6	%	<1-2	Electrical Impedance
<b>ABSOLUTE LEUCOCYTE COUNT</b>				
NEUTROPHILS	3698.57	Cells/cu.mm	2000-7000	Calculated
LYMPHOCYTES	1563.67	Cells/cu.mm	1000-3000	Calculated
EOSINOPHILS	121.17	Cells/cu.mm	20-500	Calculated
MONOCYTES	351.97	Cells/cu.mm	200-1000	Calculated
BASOPHILS	34.62	Cells/cu.mm	0-100	Calculated
Neutrophil lymphocyte ratio (NLR)	2.37		0.78- 3.53	Calculated
PLATELET COUNT	291000	cells/cu.mm	150000-410000	Electrical impedance
ERYTHROCYTE SEDIMENTATION RATE (ESR)	22	mm at the end of 1 hour	0-20	Modified Westegren method
<b>PERIPHERAL SMEAR</b>				

RBCs: are normocytic normochromic

  
**DR. Aditi Parkhe**  
 MBBS, MD(PATHOLOGY)  
 Consultant Pathologist

  
**Dr Priya Murthy**  
 M.B.B.S., M.D(Pathology)  
 Consultant Pathologist



SIN No: BED240056647

This test has been performed at Apollo Health & Lifestyle Ltd, RRL BANGALORE Laboratory

THIS TEST HAS BEEN PERFORMED AT APOLLO HEALTH AND LIFESTYLE LIMITED- RRL BANGALORE

**Apollo Health and Lifestyle Limited** (CIN - U85110TG2000PLC115819)  
 Regd. Office: 1-10-60/62, Ashoka Raghupathi Chambers, 5th Floor, Begumpet, Hyderabad, Telangana - 500 016 |  
 www.apollohl.com | Email ID: enquiry@apollohl.com, Ph No: 040-4904 7777, Fax No: 4904 7744

APOLLO CLINICS NETWORK

Telangana: Hyderabad (AS Rao Nagar | Chanda Nagar | Kondapur | Nallakunta | Nizampet | Manikonda | Uppal) | Andhra Pradesh: Vizag (Seethamma Peta) | Karnataka: Bangalore (Basavanagudi | Bellandur | Electronics City | Fraser Town | HSR Layout | Indira Nagar | JP Nagar | Kundalahalli | Koramangala | Sarjapur Road) | Mysore (VV Mohalla) | Tamilnadu: Chennai (Annanagar | Kotturpuram | Mogappair | T Nagar | Valasaravakkam | Velachery) | Maharashtra: Pune (Aundh | Nigdi Pradhikaran | Viman Nagar | Wanowrie) | Uttar Pradesh: Ghaziabad (Indrapuram) | Gujarat: Ahmedabad (Satellite) | Punjab: Amritsar (Court Road) | Haryana: Faridabad (Railway Station Road)

Address:  
 323/100/123, Doddathangur Village, Neeladri Main Road,  
 Neeladri Nagar, Electronic city, Bengaluru,  
 Karnataka - 560034

  
 1860 500 7788  
 www.apolloclinic.com

Patient Name : Mrs.G SRIVIDYA	Collected : 03/Mar/2024 09:04AM
Age/Gender : 53 Y 6 M 14 D/F	Received : 03/Mar/2024 01:36PM
UHID/MR No : CINR.0000163722	Reported : 03/Mar/2024 03:31PM
Visit ID : CINROPV220883	Status : Final Report
Ref Doctor : Dr.SELF	Sponsor Name : ARCOFEMI HEALTHCARE LIMITED
Emp/Auth/TPA ID : 919819356132	

**DEPARTMENT OF HAEMATOLOGY**


**ARCOFEMI - MEDIWHEEL - FULL BODY ANNUAL PLUS CHECK ADVANCED - FEMALE - 2D ECHO - PAN INDIA - FY2324**

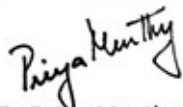
WBCs: are normal in total number with normal distribution and morphology.

PLATELETS: appear adequate in number.

HEMOPARASITES: negative

**IMPRESSION: NORMOCYTIC NORMOCHROMIC BLOOD PICTURE.**

  
DR. Aditi Parkhe  
MBBS, MD(PATHOLOGY)  
Consultant Pathologist

  
Dr Priya Murthy  
M.B.B.S, M.D(Pathology)  
Consultant Pathologist



SIN No: BED240056647

This test has been performed at Apollo Health & Lifestyle Ltd, RRL BANGALORE Laboratory

THIS TEST HAS BEEN PERFORMED AT APOLLO HEALTH AND LIFESTYLE LIMITED- RRL BANGALORE

**Apollo Health and Lifestyle Limited** (CIN - U85110TG2000PLC115819)  
Regd. Office: 1-10-60/62, Ashoka Raghupathi Chambers, 5th Floor, Begumpet, Hyderabad, Telangana - 500 016 |  
www.apollohl.com | Email ID: enquiry@apollohl.com, Ph No: 040-4904 7777, Fax No: 4904 7744

**APOLLO CLINICS NETWORK**

Telangana: Hyderabad (AS Rao Nagar | Chanda Nagar | Kondapur | Nallakunta | Nizampet | Manikonda | Uppal) | Andhra Pradesh: Vizag (Seethamma Peta) | Karnataka: Bangalore (Basavanagudi | Bellandur | Electronics City | Fraser Town | HSR Layout | Indira Nagar | JP Nagar | Kundalahalli | Koramangala | Sarjapur Road) | Mysore (VV Mohalla) | Tamilnadu: Chennai (Annanagar | Kotturpuram | Mogappair | T Nagar | Valasaravakkam | Velachery) | Maharashtra: Pune (Aundh | Nigdi Pradhikaran | Viman Nagar | Wanowrie) | Uttar Pradesh: Ghaziabad (Indrapuram) | Gujarat: Ahmedabad (Satellite) | Punjab: Amritsar (Court Road) | Haryana: Faridabad (Railway Station Road)

Address:  
323/100/123, Doddathangur Village, Neeladri Main Road,  
Neeladri Nagar, Electronic city, Bengaluru,  
Karnataka - 560034


 **1860 500 7788**  
www.apolloclinic.com

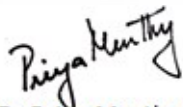
Patient Name : Mrs.G SRIVIDYA	Collected : 03/Mar/2024 09:04AM
Age/Gender : 53 Y 6 M 14 D/F	Received : 03/Mar/2024 01:36PM
UHID/MR No : CINR.0000163722	Reported : 03/Mar/2024 03:28PM
Visit ID : CINROPV220883	Status : Final Report
Ref Doctor : Dr.SELF	Sponsor Name : ARCOFEMI HEALTHCARE LIMITED
Emp/Auth/TPA ID : 919819356132	

**DEPARTMENT OF HAEMATOLOGY**

**ARCOFEMI - MEDIWHEEL - FULL BODY ANNUAL PLUS CHECK ADVANCED - FEMALE - 2D ECHO - PAN INDIA - FY2324**

Test Name	Result	Unit	Bio. Ref. Range	Method
<b>BLOOD GROUP ABO AND RH FACTOR , WHOLE BLOOD EDTA</b>				
BLOOD GROUP TYPE	B			Microplate Hemagglutination
Rh TYPE	Positive			Microplate Hemagglutination

  
**DR. Aditi Parkhe**  
 MBBS, MD(PATHOLOGY)  
 Consultant Pathologist

  
**Dr Priya Murthy**  
 M.B.B.S, M.D(Pathology)  
 Consultant Pathologist



SIN No: BED240056647

This test has been performed at Apollo Health & Lifestyle Ltd, RRL BANGALORE Laboratory

THIS TEST HAS BEEN PERFORMED AT APOLLO HEALTH AND LIFESTYLE LIMITED- RRL BANGALORE

**Apollo Health and Lifestyle Limited** (CIN - U85110TG2000PLC115819)  
 Regd. Office: 1-10-60/62, Ashoka Raghupathi Chambers, 5th Floor, Begumpet, Hyderabad, Telangana - 500 016 |  
 www.apollohl.com | Email ID: enquiry@apollohl.com, Ph No: 040-4904 7777, Fax No: 4904 7744

Address:  
 323/100/123, Doddathangur Village, Neeladri Main Road,  
 Neeladri Nagar, Electronic city, Bengaluru,  
 Karnataka - 560034

  
**1860 500 7788**  
 www.apolloclinic.com

**APOLLO CLINICS NETWORK**  
 Telangana: Hyderabad (AS Rao Nagar | Chanda Nagar | Kondapur | Nallakunta | Nizampet | Manikonda | Uppal) | Andhra Pradesh: Vizag (Seethamma Peta) | Karnataka: Bangalore (Basavanagudi | Bellandur | Electronics City | Fraser Town | HSR Layout | Indira Nagar | JP Nagar | Kundalahalli | Koramangala | Sarjapur Road) | Mysore (VV Mohalla) | Tamilnadu: Chennai (Annanagar | Kotturpuram | Mogappair | T Nagar | Valasaravakkam | Velachery) | Maharashtra: Pune (Aundh | Nigdi Pradhikaran | Viman Nagar | Wanowrie) | Uttar Pradesh: Ghaziabad (Indrapuram) | Gujarat: Ahmedabad (Satellite) | Punjab: Amritsar (Court Road) | Haryana: Faridabad (Railway Station Road)

Patient Name : Mrs.G SRIVIDYA	Collected : 03/Mar/2024 09:04AM
Age/Gender : 53 Y 6 M 14 D/F	Received : 03/Mar/2024 01:53PM
UHID/MR No : CINR.0000163722	Reported : 03/Mar/2024 05:59PM
Visit ID : CINROPV220883	Status : Final Report
Ref Doctor : Dr.SELF	Sponsor Name : ARCOFEMI HEALTHCARE LIMITED
Emp/Auth/TPA ID : 919819356132	

DEPARTMENT OF BIOCHEMISTRY

ARCOFEMI - MEDIWHEEL - FULL BODY ANNUAL PLUS CHECK ADVANCED - FEMALE - 2D ECHO - PAN INDIA - FY2324

Test Name	Result	Unit	Bio. Ref. Range	Method
GLUCOSE, FASTING , NAF PLASMA	96	mg/dL	70-100	HEXOKINASE

Comment:

As per American Diabetes Guidelines, 2023

Fasting Glucose Values in mg/dL	Interpretation
70-100 mg/dL	Normal
100-125 mg/dL	Prediabetes
≥126 mg/dL	Diabetes
<70 mg/dL	Hypoglycemia

Note:

- The diagnosis of Diabetes requires a fasting plasma glucose of  $>$  or  $=$  126 mg/dL and/or a random / 2 hr post glucose value of  $>$  or  $=$  200 mg/dL on at least 2 occasions.
- Very high glucose levels ( $>$ 450 mg/dL in adults) may result in Diabetic Ketoacidosis & is considered critical.

Test Name	Result	Unit	Bio. Ref. Range	Method
GLUCOSE, POST PRANDIAL (PP), 2 HOURS , SODIUM FLUORIDE PLASMA (2 HR)	99	mg/dL	70-140	HEXOKINASE

Comment:

It is recommended that FBS and PPBS should be interpreted with respect to their Biological reference ranges and not with each other.

Conditions which may lead to lower postprandial glucose levels as compared to fasting glucose levels may be due to reactive hypoglycemia, dietary meal content, duration or timing of sampling after food digestion and absorption, medications such as insulin preparations, sulfonylureas, amylin analogues, or conditions such as overproduction of insulin.

Test Name	Result	Unit	Bio. Ref. Range	Method
HBA1C (GLYCATED HEMOGLOBIN) , WHOLE BLOOD EDTA				
HBA1C, GLYCATED HEMOGLOBIN	6	%		HPLC



DR.SHIVARAJA SHETTY  
M.B.B.S,M.D(Biochemistry)  
CONSULTANT BIOCHEMIST

SIN No:EDT240025561

This test has been performed at Apollo Health & Lifestyle Ltd, RRL BANGALORE Laboratory

THIS TEST HAS BEEN PERFORMED AT APOLLO HEALTH AND LIFESTYLE LIMITED- RRL BANGALORE

Patient Name : Mrs.G SRIVIDYA	Collected : 03/Mar/2024 09:04AM
Age/Gender : 53 Y 6 M 14 D/F	Received : 03/Mar/2024 01:53PM
UHID/MR No : CINR.0000163722	Reported : 03/Mar/2024 05:59PM
Visit ID : CINROPV220883	Status : Final Report
Ref Doctor : Dr.SELF	Sponsor Name : ARCOFEMI HEALTHCARE LIMITED
Emp/Auth/TPA ID : 919819356132	

**DEPARTMENT OF BIOCHEMISTRY**

**ARCOFEMI - MEDIWHEEL - FULL BODY ANNUAL PLUS CHECK ADVANCED - FEMALE - 2D ECHO - PAN INDIA - FY2324**

ESTIMATED AVERAGE GLUCOSE (eAG)	126	mg/dL	Calculated
---------------------------------	-----	-------	------------

**Comment:**

Reference Range as per American Diabetes Association (ADA) 2023 Guidelines:

REFERENCE GROUP	HBA1C %
NON DIABETIC	<5.7
PREDIABETES	5.7 – 6.4
DIABETES	≥ 6.5
DIABETICS	
EXCELLENT CONTROL	6 – 7
FAIR TO GOOD CONTROL	7 – 8
UNSATISFACTORY CONTROL	8 – 10
POOR CONTROL	>10

**Note:** Dietary preparation or fasting is not required.

- HbA1C is recommended by American Diabetes Association for Diagnosing Diabetes and monitoring Glycemic Control by American Diabetes Association guidelines 2023.
- Trends in HbA1C values is a better indicator of Glycemic control than a single test.
- Low HbA1C in Non-Diabetic patients are associated with Anemia (Iron Deficiency/Hemolytic), Liver Disorders, Chronic Kidney Disease. Clinical Correlation is advised in interpretation of low Values.
- Falsely low HbA1c (below 4%) may be observed in patients with clinical conditions that shorten erythrocyte life span or decrease mean erythrocyte age. HbA1c may not accurately reflect glycemic control when clinical conditions that affect erythrocyte survival are present.
- In cases of Interference of Hemoglobin variants in HbA1C, alternative methods (Fructosamine) estimation is recommended for Glycemic Control
  - A: HbF >25%
  - B: Homozygous Hemoglobinopathy.
 (Hb Electrophoresis is recommended method for detection of Hemoglobinopathy)




**DR.SHIVARAJA SHETTY**  
**M.B.B.S,M.D(Biochemistry)**  
**CONSULTANT BIOCHEMIST**

SIN No:EDT240025561

This test has been performed at Apollo Health & Lifestyle Ltd, RRL BANGALORE Laboratory

THIS TEST HAS BEEN PERFORMED AT APOLLO HEALTH AND LIFESTYLE LIMITED- RRL BANGALORE

Patient Name : Mrs.G SRIVIDYA	Collected : 03/Mar/2024 09:04AM
Age/Gender : 53 Y 6 M 14 D/F	Received : 03/Mar/2024 02:02PM
UHID/MR No : CINR.0000163722	Reported : 03/Mar/2024 06:04PM
Visit ID : CINROPV220883	Status : Final Report
Ref Doctor : Dr.SELF	Sponsor Name : ARCOFEMI HEALTHCARE LIMITED
Emp/Auth/TPA ID : 919819356132	

DEPARTMENT OF BIOCHEMISTRY

ARCOFEMI - MEDIWHEEL - FULL BODY ANNUAL PLUS CHECK ADVANCED - FEMALE - 2D ECHO - PAN INDIA - FY2324

Test Name	Result	Unit	Bio. Ref. Range	Method
<b>LIPID PROFILE , SERUM</b>				
TOTAL CHOLESTEROL	208	mg/dL	<200	CHO-POD
TRIGLYCERIDES	100	mg/dL	<150	GPO-POD
HDL CHOLESTEROL	56	mg/dL	40-60	Enzymatic Immuno-inhibition
NON-HDL CHOLESTEROL	152	mg/dL	<130	Calculated
LDL CHOLESTEROL	131.7	mg/dL	<100	Calculated
VLDL CHOLESTEROL	20	mg/dL	<30	Calculated
CHOL / HDL RATIO	3.71		0-4.97	Calculated

**Comment:**

Reference Interval as per National Cholesterol Education Program (NCEP) Adult Treatment Panel III Report.

	Desirable	Borderline High	High	Very High
TOTAL CHOLESTEROL	< 200	200 - 239	≥ 240	
TRIGLYCERIDES	<150	150 - 199	200 - 499	≥ 500
LDL	Optimal < 100 Near Optimal 100-129	130 - 159	160 - 189	≥ 190
HDL	≥ 60			
NON-HDL CHOLESTEROL	Optimal <130; Above Optimal 130-159	160-189	190-219	>220

- Measurements in the same patient on different days can show physiological and analytical variations.
- NCEP ATP III identifies non-HDL cholesterol as a secondary target of therapy in persons with high triglycerides.
- Primary prevention algorithm now includes absolute risk estimation and lower LDL Cholesterol target levels to determine eligibility of drug therapy.
- Low HDL levels are associated with Coronary Heart Disease due to insufficient HDL being available to participate in reverse cholesterol transport, the process by which cholesterol is eliminated from peripheral tissues.
- As per NCEP guidelines, all adults above the age of 20 years should be screened for lipid status. Selective screening of children above the age of 2 years with a family history of premature cardiovascular disease or those with at least one parent with high total cholesterol is recommended.
- VLDL, LDL Cholesterol Non HDL Cholesterol, CHOL/HDL RATIO, LDL/HDL RATIO are calculated parameters when Triglycerides are below 400 mg/dL. When Triglycerides are more than 400 mg/dL LDL cholesterol is a direct measurement.




DR.SHIVARAJA SHETTY  
M.B.B.S,M.D(Biochemistry)  
CONSULTANT BIOCHEMIST

SIN No:SE04649010

This test has been performed at Apollo Health & Lifestyle Ltd, RRL BANGALORE Laboratory


THIS TEST HAS BEEN PERFORMED AT APOLLO HEALTH AND LIFESTYLE LIMITED- RRL BANGALORE

Patient Name : Mrs.G SRIVIDYA  
Age/Gender : 53 Y 6 M 14 D/F  
UHID/MR No : CINR.0000163722  
Visit ID : CINROPV220883  
Ref Doctor : Dr.SELF  
Emp/Auth/TPA ID : 919819356132

Collected : 03/Mar/2024 09:04AM  
Received : 03/Mar/2024 02:02PM  
Reported : 03/Mar/2024 06:04PM  
Status : Final Report  
Sponsor Name : ARCOFEMI HEALTHCARE LIMITED

DEPARTMENT OF BIOCHEMISTRY

ARCOFEMI - MEDIWHEEL - FULL BODY ANNUAL PLUS CHECK ADVANCED - FEMALE - 2D ECHO - PAN INDIA - FY2324



DR.SHIVARAJA SHETTY  
M.B.B.S,M.D(Biochemistry)  
CONSULTANT BIOCHEMIST

SIN No:SE04649010

This test has been performed at Apollo Health & Lifestyle Ltd, RRL BANGALORE Laboratory

THIS TEST HAS BEEN PERFORMED AT APOLLO HEALTH AND LIFESTYLE LIMITED- RRL BANGALORE

**Apollo Health and Lifestyle Limited** (CIN - U85110TG2000PLC115819)  
Regd. Office: 1-10-60/62, Ashoka Raghupathi Chambers, 5th Floor, Begumpet, Hyderabad, Telangana - 500 016 |  
www.apollohl.com | Email ID: enquiry@apollohl.com, Ph No: 040-4904 7777, Fax No: 4904 7744

APOLLO CLINICS NETWORK

Telangana: Hyderabad (AS Rao Nagar | Chanda Nagar | Kondapur | Nallakunta | Nizampet | Manikonda | Uppal ) Andhra Pradesh: Vizag (Seethamma Peta) Karnataka: Bangalore (Basavanagudi | Bellandur | Electronics City | Fraser Town | HSR Layout | Indira Nagar | JP Nagar | Kundalahalli | Koramangala | Sarjapur Road) Mysore (VV Mohalla) Tamilnadu: Chennai (Annanagar | Kotturpuram | Mogappair | T Nagar | Valasaravakkam | Velachery ) Maharashtra: Pune (Aundh | Nigdi Pradhikaran | Viman Nagar | Wanowrie)  
Uttar Pradesh: Ghaziabad (Indrapuram) Gujarat: Ahmedabad (Satellite) Punjab: Amritsar (Court Road) Haryana: Faridabad (Railway Station Road)

Address:  
323/100/123, Doddathangur Village, Neeladri Main Road,  
Neeladri Nagar, Electronic city, Bengaluru,  
Karnataka- 560034

 **1860 500 7788**  
www.apolloclinic.com



Patient Name : Mrs.G SRIVIDYA	Collected : 03/Mar/2024 09:04AM
Age/Gender : 53 Y 6 M 14 D/F	Received : 03/Mar/2024 02:02PM
UHID/MR No : CINR.0000163722	Reported : 03/Mar/2024 06:04PM
Visit ID : CINROPV220883	Status : Final Report
Ref Doctor : Dr.SELF	Sponsor Name : ARCOFEMI HEALTHCARE LIMITED
Emp/Auth/TPA ID : 919819356132	

DEPARTMENT OF BIOCHEMISTRY

ARCOFEMI - MEDIWHEEL - FULL BODY ANNUAL PLUS CHECK ADVANCED - FEMALE - 2D ECHO - PAN INDIA - FY2324

Test Name	Result	Unit	Bio. Ref. Range	Method
<b>LIVER FUNCTION TEST (LFT) , SERUM</b>				
BILIRUBIN, TOTAL	0.59	mg/dL	0.3–1.2	DPD
BILIRUBIN CONJUGATED (DIRECT)	0.13	mg/dL	<0.2	DPD
BILIRUBIN (INDIRECT)	0.46	mg/dL	0.0-1.1	Dual Wavelength
ALANINE AMINOTRANSFERASE (ALT/SGPT)	17	U/L	<35	IFCC
ASPARTATE AMINOTRANSFERASE (AST/SGOT)	17.0	U/L	<35	IFCC
ALKALINE PHOSPHATASE	85.00	U/L	30-120	IFCC
PROTEIN, TOTAL	<b>6.39</b>	g/dL	6.6-8.3	Biuret
ALBUMIN	3.84	g/dL	3.5-5.2	BROMO CRESOL GREEN
GLOBULIN	2.55	g/dL	2.0-3.5	Calculated
A/G RATIO	1.51		0.9-2.0	Calculated

**Comment:**

LFT results reflect different aspects of the health of the liver, i.e., hepatocyte integrity (AST & ALT), synthesis and secretion of bile (Bilirubin, ALP), cholestasis (ALP, GGT), protein synthesis (Albumin)

Common patterns seen:

**1. Hepatocellular Injury:**

- AST – Elevated levels can be seen. However, it is not specific to liver and can be raised in cardiac and skeletal injuries.
- ALT – Elevated levels indicate hepatocellular damage. It is considered to be most specific lab test for hepatocellular injury. Values also correlate well with increasing BMI.
- Disproportionate increase in AST, ALT compared with ALP.
- Bilirubin may be elevated.
- AST: ALT (ratio) – In case of hepatocellular injury AST: ALT > 1In Alcoholic Liver Disease AST: ALT usually >2. This ratio is also seen to be increased in NAFLD, Wilson's diseases, Cirrhosis, but the increase is usually not >2.

**2. Cholestatic Pattern:**

- ALP – Disproportionate increase in ALP compared with AST, ALT.
- Bilirubin may be elevated.
- ALP elevation also seen in pregnancy, impacted by age and sex.
- To establish the hepatic origin correlation with GGT helps. If GGT elevated indicates hepatic cause of increased ALP.

**3. Synthetic function impairment:**

- Albumin- Liver disease reduces albumin levels.
- Correlation with PT (Prothrombin Time) helps.



DR.SHIVARAJA SHETTY  
M.B.B.S,M.D(Biochemistry)  
CONSULTANT BIOCHEMIST

SIN No:SE04649010

This test has been performed at Apollo Health & Lifestyle Ltd, RRL BANGALORE Laboratory

THIS TEST HAS BEEN PERFORMED AT APOLLO HEALTH AND LIFESTYLE LIMITED- RRL BANGALORE

**Apollo Health and Lifestyle Limited** (CIN - U85110TG2000PLC115819)  
Regd. Office: 1-10-60/62, Ashoka Raghupathi Chambers, 5th Floor, Begumpet, Hyderabad, Telangana - 500 016 |  
www.apollohl.com | Email ID: enquiry@apollohl.com, Ph No: 040-4904 7777, Fax No: 4904 7744

**APOLLO CLINICS NETWORK**

Telangana: Hyderabad (AS Rao Nagar | Chanda Nagar | Kondapur | Nallakunta | Nizampet | Manikonda | Uppal) | Andhra Pradesh: Vizag (Seethamma Peta) | Karnataka: Bangalore (Basavanagudi | Bellandur | Electronics City | Fraser Town | HSR Layout | Indira Nagar | JP Nagar | Kundalahalli | Koramangala | Sarjapur Road) | Mysore (VV Mohalla) | Tamilnadu: Chennai (Annanagar | Kotturpuram | Mogappair | T Nagar | Valasaravakkam | Velachery) | Maharashtra: Pune (Aundh | Nigdi Pradhikaran | Viman Nagar | Wanowrie) | Uttar Pradesh: Ghaziabad (Indrapuram) | Gujarat: Ahmedabad (Satellite) | Punjab: Amritsar (Court Road) | Haryana: Faridabad (Railway Station Road)

Address:  
323/100/123, Doddathangur Village, Neeladri Main Road,  
Neeladri Nagar, Electronic city, Bengaluru,  
Karnataka- 560034



**1860 500 7788**  
www.apolloclinic.com



Patient Name : Mrs.G SRIVIDYA	Collected : 03/Mar/2024 09:04AM
Age/Gender : 53 Y 6 M 14 D/F	Received : 03/Mar/2024 02:02PM
UHID/MR No : CINR.0000163722	Reported : 03/Mar/2024 06:04PM
Visit ID : CINROPV220883	Status : Final Report
Ref Doctor : Dr.SELF	Sponsor Name : ARCOFEMI HEALTHCARE LIMITED
Emp/Auth/TPA ID : 919819356132	

DEPARTMENT OF BIOCHEMISTRY

ARCOFEMI - MEDIWHEEL - FULL BODY ANNUAL PLUS CHECK ADVANCED - FEMALE - 2D ECHO - PAN INDIA - FY2324

Test Name	Result	Unit	Bio. Ref. Range	Method
<b>RENAL PROFILE/KIDNEY FUNCTION TEST (RFT/KFT) , SERUM</b>				
CREATININE	0.59	mg/dL	0.51-0.95	Jaffe's, Method
UREA	23.10	mg/dL	17-43	GLDH, Kinetic Assay
BLOOD UREA NITROGEN	10.8	mg/dL	8.0 - 23.0	Calculated
URIC ACID	5.29	mg/dL	2.6-6.0	Uricase PAP
CALCIUM	9.40	mg/dL	8.8-10.6	Arsenazo III
PHOSPHORUS, INORGANIC	3.57	mg/dL	2.5-4.5	Phosphomolybdate Complex
SODIUM	137	mmol/L	136-146	ISE (Indirect)
POTASSIUM	5.0	mmol/L	3.5-5.1	ISE (Indirect)
CHLORIDE	107	mmol/L	101-109	ISE (Indirect)
PROTEIN, TOTAL	<b>6.39</b>	g/dL	6.6-8.3	Biuret
ALBUMIN	3.84	g/dL	3.5-5.2	BROMO CRESOL GREEN
GLOBULIN	2.55	g/dL	2.0-3.5	Calculated
A/G RATIO	1.51		0.9-2.0	Calculated



DR.SHIVARAJA SHETTY  
M.B.B.S,M.D(Biochemistry)  
CONSULTANT BIOCHEMIST

SIN No:SE04649010

This test has been performed at Apollo Health & Lifestyle Ltd, RRL BANGALORE Laboratory

THIS TEST HAS BEEN PERFORMED AT APOLLO HEALTH AND LIFESTYLE LIMITED- RRL BANGALORE

**Apollo Health and Lifestyle Limited** (CIN - U85110TG2000PLC115819)  
Regd. Office: 1-10-60/62, Ashoka Raghupathi Chambers, 5th Floor, Begumpet, Hyderabad, Telangana - 500 016 |  
www.apollohl.com | Email ID: enquiry@apollohl.com, Ph No: 040-4904 7777, Fax No: 4904 7744

APOLLO CLINICS NETWORK

Telangana: Hyderabad (AS Rao Nagar | Chanda Nagar | Kondapur | Nallakunta | Nizampet | Manikonda | Uppal ) Andhra Pradesh: Vizag (Seethamma Peta) Karnataka: Bangalore (Basavanagudi | Bellandur | Electronics City | Fraser Town | HSR Layout | Indira Nagar | JP Nagar | Kundalahalli | Koramangala | Sarjapur Road) Mysore (VV Mohalla) Tamilnadu: Chennai (Annanagar | Kotturpuram | Mogappair | T Nagar | Valasaravakkam | Velachery ) Maharashtra: Pune (Aundh | Nigdi Pradhikaran | Viman Nagar | Wanowrie) Uttar Pradesh: Ghaziabad (Indrapuram) Gujarat: Ahmedabad (Satellite) Punjab: Amritsar (Court Road) Haryana: Faridabad (Railway Station Road)

Address:  
323/100/123, Doddathangur Village, Neeladri Main Road,  
Neeladri Nagar, Electronic city, Bengaluru,  
Karnataka- 560034



**1860 500 7788**  
www.apolloclinic.com

Patient Name : Mrs.G SRIVIDYA	Collected : 03/Mar/2024 09:04AM
Age/Gender : 53 Y 6 M 14 D/F	Received : 03/Mar/2024 02:02PM
UHID/MR No : CINR.0000163722	Reported : 03/Mar/2024 03:37PM
Visit ID : CINROPV220883	Status : Final Report
Ref Doctor : Dr.SELF	Sponsor Name : ARCOFEMI HEALTHCARE LIMITED
Emp/Auth/TPA ID : 919819356132	

DEPARTMENT OF BIOCHEMISTRY

ARCOFEMI - MEDIWHEEL - FULL BODY ANNUAL PLUS CHECK ADVANCED - FEMALE - 2D ECHO - PAN INDIA - FY2324

Test Name	Result	Unit	Bio. Ref. Range	Method
GAMMA GLUTAMYL TRANSPEPTIDASE (GGT) , SERUM	17.00	U/L	<38	IFCC



DR.SHIVARAJA SHETTY  
M.B.B.S,M.D(Biochemistry)  
CONSULTANT BIOCHEMIST

SIN No:SE04649010

This test has been performed at Apollo Health & Lifestyle Ltd, RRL BANGALORE Laboratory

THIS TEST HAS BEEN PERFORMED AT APOLLO HEALTH AND LIFESTYLE LIMITED- RRL BANGALORE



Patient Name : Mrs.G SRIVIDYA	Collected : 03/Mar/2024 09:04AM
Age/Gender : 53 Y 6 M 14 D/F	Received : 03/Mar/2024 02:02PM
UHID/MR No : CINR.0000163722	Reported : 03/Mar/2024 05:49PM
Visit ID : CINROPV220883	Status : Final Report
Ref Doctor : Dr.SELF	Sponsor Name : ARCOFEMI HEALTHCARE LIMITED
Emp/Auth/TPA ID : 919819356132	

DEPARTMENT OF IMMUNOLOGY

ARCOFEMI - MEDIWHEEL - FULL BODY ANNUAL PLUS CHECK ADVANCED - FEMALE - 2D ECHO - PAN INDIA - FY2324

Test Name	Result	Unit	Bio. Ref. Range	Method
<b>THYROID PROFILE TOTAL (T3, T4, TSH) , SERUM</b>				
TRI-iodothyronine (T3, TOTAL)	0.4	ng/mL	0.7-2.04	CLIA
THYROXINE (T4, TOTAL)	8	µg/dL	5.48-14.28	CLIA
THYROID STIMULATING HORMONE (TSH)	1.800	µIU/mL	0.34-5.60	CLIA

Comment:

For pregnant females	Bio Ref Range for TSH in uIU/ml (As per American Thyroid Association)
First trimester	0.1 - 2.5
Second trimester	0.2 - 3.0
Third trimester	0.3 - 3.0

- TSH is a glycoprotein hormone secreted by the anterior pituitary. TSH activates production of T3 (Triiodothyronine) and its prohormone T4 (Thyroxine). Increased blood level of T3 and T4 inhibit production of TSH.
- TSH is elevated in primary hypothyroidism and will be low in primary hyperthyroidism. Elevated or low TSH in the context of normal free thyroxine is often referred to as sub-clinical hypo- or hyperthyroidism respectively.
- Both T4 & T3 provides limited clinical information as both are highly bound to proteins in circulation and reflects mostly inactive hormone. Only a very small fraction of circulating hormone is free and biologically active.
- Significant variations in TSH can occur with circadian rhythm, hormonal status, stress, sleep deprivation, medication & circulating antibodies.

TSH	T3	T4	FT4	Conditions
High	Low	Low	Low	Primary Hypothyroidism, Post Thyroidectomy, Chronic Autoimmune Thyroiditis
High	N	N	N	Subclinical Hypothyroidism, Autoimmune Thyroiditis, Insufficient Hormone Replacement Therapy.
N/Low	Low	Low	Low	Secondary and Tertiary Hypothyroidism
Low	High	High	High	Primary Hyperthyroidism, Goitre, Thyroiditis, Drug effects, Early Pregnancy
Low	N	N	N	Subclinical Hyperthyroidism
Low	Low	Low	Low	Central Hypothyroidism, Treatment with Hyperthyroidism
Low	N	High	High	Thyroiditis, Interfering Antibodies
N/Low	High	N	N	T3 Thyrotoxicosis, Non thyroidal causes
High	High	High	High	Pituitary Adenoma; TSHoma/Thyrotropinoma




DR.SHIVARAJA SHETTY  
M.B.B.S,M.D(Biochemistry)  
CONSULTANT BIOCHEMIST

SIN No:SPL24037456

This test has been performed at Apollo Health & Lifestyle Ltd, RRL BANGALORE Laboratory

THIS TEST HAS BEEN PERFORMED AT APOLLO HEALTH AND LIFESTYLE LIMITED- RRL BANGALORE

Patient Name	: Mrs.G SRIVIDYA	Collected	: 03/Mar/2024 09:04AM
Age/Gender	: 53 Y 6 M 14 D/F	Received	: 03/Mar/2024 02:02PM
UHID/MR No	: CINR.0000163722	Reported	: 03/Mar/2024 05:49PM
Visit ID	: CINROPV220883	Status	: Final Report
Ref Doctor	: Dr.SELF	Sponsor Name	: ARCOFEMI HEALTHCARE LIMITED
Emp/Auth/TPA ID	: 919819356132		

DEPARTMENT OF IMMUNOLOGY

ARCOFEMI - MEDIWHEEL - FULL BODY ANNUAL PLUS CHECK ADVANCED - FEMALE - 2D ECHO - PAN INDIA - FY2324



DR.SHIVARAJA SHETTY  
M.B.B.S,M.D(Biochemistry)  
CONSULTANT BIOCHEMIST

SIN No:SPL24037456

This test has been performed at Apollo Health & Lifestyle Ltd, RRL BANGALORE Laboratory

THIS TEST HAS BEEN PERFORMED AT APOLLO HEALTH AND LIFESTYLE LIMITED- RRL BANGALORE

**Apollo Health and Lifestyle Limited** (CIN - U85110TG2000PLC115819)  
Regd. Office: 1-10-60/62, Ashoka Raghupathi Chambers, 5th Floor, Begumpet, Hyderabad, Telangana - 500 016 |  
www.apollohl.com | Email ID: enquiry@apollohl.com, Ph No: 040-4904 7777, Fax No: 4904 7744

APOLLO CLINICS NETWORK

Telangana: Hyderabad (AS Rao Nagar | Chanda Nagar | Kondapur | Nallakunta | Nizampet | Manikonda | Uppal ) Andhra Pradesh: Vizag (Seethamma Peta) Karnataka: Bangalore (Basavanagudi | Bellandur | Electronics City | Fraser Town | HSR Layout | Indira Nagar | JP Nagar | Kundalahalli | Koramangala | Sarjapur Road) Mysore (VV Mohalla) Tamilnadu: Chennai (Annanagar | Kotturpuram | Mogappair | T Nagar | Valasaravakkam | Velachery ) Maharashtra: Pune (Aundh | Nigdi Pradhikaran | Viman Nagar | Wanowrie) Uttar Pradesh: Ghaziabad (Indrapuram) Gujarat: Ahmedabad (Satellite) Punjab: Amritsar (Court Road) Haryana: Faridabad (Railway Station Road)

Address:  
323/100/123, Doddathangur Village, Neeladri Main Road,  
Neeladri Nagar, Electronic city, Bengaluru,  
Karnataka- 560034

 **1860 500 7788**  
www.apolloclinic.com





Patient Name : Mrs.G SRIVIDYA	Collected : 03/Mar/2024 09:03AM
Age/Gender : 53 Y 6 M 14 D/F	Received : 03/Mar/2024 02:00PM
UHID/MR No : CINR.0000163722	Reported : 03/Mar/2024 03:53PM
Visit ID : CINROPV220883	Status : Final Report
Ref Doctor : Dr.SELF	Sponsor Name : ARCOFEMI HEALTHCARE LIMITED
Emp/Auth/TPA ID : 919819356132	

DEPARTMENT OF CLINICAL PATHOLOGY

ARCOFEMI - MEDIWHEEL - FULL BODY ANNUAL PLUS CHECK ADVANCED - FEMALE - 2D ECHO - PAN INDIA - FY2324

Test Name	Result	Unit	Bio. Ref. Range	Method
<b>COMPLETE URINE EXAMINATION (CUE) , URINE</b>				
<b>PHYSICAL EXAMINATION</b>				
COLOUR	PALE YELLOW		PALE YELLOW	Visual
TRANSPARENCY	HAZY		CLEAR	Visual
pH	6.5		5-7.5	DOUBLE INDICATOR
SP. GRAVITY	1.010		1.002-1.030	Bromothymol Blue
<b>BIOCHEMICAL EXAMINATION</b>				
URINE PROTEIN	NEGATIVE		NEGATIVE	PROTEIN ERROR OF INDICATOR
GLUCOSE	NEGATIVE		NEGATIVE	GLUCOSE OXIDASE
URINE BILIRUBIN	NEGATIVE		NEGATIVE	AZO COUPLING REACTION
URINE KETONES (RANDOM)	NEGATIVE		NEGATIVE	SODIUM NITRO PRUSSIDE
UROBILINOGEN	NORMAL		NORMAL	MODIFIED EHRlich REACTION
BLOOD	NEGATIVE		NEGATIVE	Peroxidase
NITRITE	NEGATIVE		NEGATIVE	Diazotization
LEUCOCYTE ESTERASE	POSITIVE +		NEGATIVE	LEUCOCYTE ESTERASE
<b>CENTRIFUGED SEDIMENT WET MOUNT AND MICROSCOPY</b>				
PUS CELLS	5-6	/hpf	0-5	Microscopy
EPITHELIAL CELLS	2-3	/hpf	<10	MICROSCOPY
RBC	NIL	/hpf	0-2	MICROSCOPY
CASTS	NIL		0-2 Hyaline Cast	MICROSCOPY
CRYSTALS	ABSENT		ABSENT	MICROSCOPY

  
**DR. Aditi Parkhe**  
 MBBS, MD(PATHOLOGY)  
 Consultant Pathologist

  
**Dr Priya Murthy**  
 M.B.B.S, M.D(Pathology)  
 Consultant Pathologist



SIN No:UR2296553

This test has been performed at Apollo Health & Lifestyle Ltd, RRL BANGALORE Laboratory

THIS TEST HAS BEEN PERFORMED AT APOLLO HEALTH AND LIFESTYLE LIMITED- RRL BANGALORE

**Apollo Health and Lifestyle Limited** (CIN - U85110TG2000PLC115819)  
 Regd. Office: 1-10-60/62, Ashoka Raghupathi Chambers, 5th Floor, Begumpet, Hyderabad, Telangana - 500 016 |  
 www.apollohl.com | Email ID: enquiry@apollohl.com, Ph No: 040-4904 7777, Fax No: 4904 7744

APOLLO CLINICS NETWORK

Telangana: Hyderabad (AS Rao Nagar | Chanda Nagar | Kondapur | Nallakunta | Nizampet | Manikonda | Uppal) | Andhra Pradesh: Vizag (Seethamma Peta) | Karnataka: Bangalore (Basavanagudi | Bellandur | Electronics City | Fraser Town | HSR Layout | Indira Nagar | JP Nagar | Kundalahalli | Koramangala | Sarjapur Road) | Mysore (VV Mohalla) | Tamilnadu: Chennai (Annanagar | Kotturpuram | Mogappair | T Nagar | Valasaravakkam | Velachery) | Maharashtra: Pune (Aundh | Nigdi Pradhikaran | Viman Nagar | Wanowrie) | Uttar Pradesh: Ghaziabad (Indrapuram) | Gujarat: Ahmedabad (Satellite) | Punjab: Amritsar (Court Road) | Haryana: Faridabad (Railway Station Road)

Address:  
 323/100/123, Doddathangur Village, Neeladri Main Road,  
 Neeladri Nagar, Electronic city, Bengaluru,  
 Karnataka - 560034

  
**1860 500 7788**  
 www.apolloclinic.com


Patient Name : Mrs.G SRIVIDYA	Collected : 03/Mar/2024 09:03AM
Age/Gender : 53 Y 6 M 14 D/F	Received : 03/Mar/2024 02:00PM
UHID/MR No : CINR.0000163722	Reported : 03/Mar/2024 03:19PM
Visit ID : CINROPV220883	Status : Final Report
Ref Doctor : Dr.SELF	Sponsor Name : ARCOFEMI HEALTHCARE LIMITED
Emp/Auth/TPA ID : 919819356132	

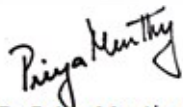
**DEPARTMENT OF CLINICAL PATHOLOGY**

**ARCOFEMI - MEDIWHEEL - FULL BODY ANNUAL PLUS CHECK ADVANCED - FEMALE - 2D ECHO - PAN INDIA - FY2324**

Test Name	Result	Unit	Bio. Ref. Range	Method
URINE GLUCOSE(POST PRANDIAL)	NEGATIVE		NEGATIVE	Dipstick

Test Name	Result	Unit	Bio. Ref. Range	Method
URINE GLUCOSE(FASTING)	NEGATIVE		NEGATIVE	Dipstick

  
DR. Aditi Parkhe  
MBBS, MD(PATHOLOGY)  
Consultant Pathologist

  
Dr Priya Murthy  
M.B.B.S, M.D(Pathology)  
Consultant Pathologist



SIN No:UF010875

This test has been performed at Apollo Health & Lifestyle Ltd, RRL BANGALORE Laboratory

THIS TEST HAS BEEN PERFORMED AT APOLLO HEALTH AND LIFESTYLE LIMITED- RRL BANGALORE

**Apollo Health and Lifestyle Limited** (CIN - U85110TG2000PLC115819)  
Regd. Office: 1-10-60/62, Ashoka Raghupathi Chambers, 5th Floor, Begumpet, Hyderabad, Telangana - 500 016 |  
www.apollohl.com | Email ID: enquiry@apollohl.com, Ph No: 040-4904 7777, Fax No: 4904 7744

**APOLLO CLINICS NETWORK**

Telangana: Hyderabad (AS Rao Nagar | Chanda Nagar | Kondapur | Nallakunta | Nizampet | Manikonda | Uppal) | Andhra Pradesh: Vizag (Seethamma Peta) | Karnataka: Bangalore (Basavanagudi | Bellandur | Electronics City | Fraser Town | HSR Layout | Indira Nagar | JP Nagar | Kundalahalli | Koramangala | Sarjapur Road) | Mysore (VV Mohalla) | Tamilnadu: Chennai (Annanagar | Kotturpuram | Mogappair | T Nagar | Valasaravakkam | Velachery) | Maharashtra: Pune (Aundh | Nigdi Pradhikaran | Viman Nagar | Wanowrie) | Uttar Pradesh: Ghaziabad (Indrapuram) | Gujarat: Ahmedabad (Satellite) | Punjab: Amritsar (Court Road) | Haryana: Faridabad (Railway Station Road)

Address:  
323/100/123, Doddathangur Village, Neeladri Main Road,  
Neeladri Nagar, Electronic city, Bengaluru,  
Karnataka - 560034

  
**1860 500 7788**  
www.apolloclinic.com

Patient Name	: Mrs.G SRIVIDYA	Collected	: 04/Mar/2024 12:36PM
Age/Gender	: 53 Y 6 M 15 D/F	Received	: 05/Mar/2024 11:13AM
UHID/MR No	: CINR.0000163722	Reported	: 06/Mar/2024 03:23PM
Visit ID	: CINROPV220883	Status	: Final Report
Ref Doctor	: Dr.SELF	Sponsor Name	: ARCOFEMI HEALTHCARE LIMITED
Emp/Auth/TPA ID	: 919819356132		

DEPARTMENT OF CYTOLOGY


LBC PAP TEST (PAPSURE) , CERVICAL BRUSH SAMPLE

	CYTOLOGY NO.	4816/24
<b>I</b>	<b>SPECIMEN</b>	
<b>a</b>	SPECIMEN ADEQUACY	ADEQUATE
<b>b</b>	<b>SPECIMEN TYPE</b>	LIQUID-BASED PREPARATION (LBC)
	SPECIMEN NATURE/SOURCE	CERVICAL SMEAR
<b>c</b>	ENDOCERVICAL-TRANSFORMATION ZONE	PRESENT WITH METAPLASTIC CELLS
<b>d</b>	COMMENTS	SATISFACTORY FOR EVALUATION
<b>II</b>	<b>MICROSCOPY</b>	Parabasal and basal cells with reactive nuclear changes Inflammatory cells, predominantly neutrophils. Negative for intraepithelial lesion/ malignancy.
<b>III</b>	<b>RESULT</b>	
<b>a</b>	<b>EPITHELIAL CELL</b>	
	SQUAMOUS CELL ABNORMALITIES	NOT SEEN
	GLANDULAR CELL ABNORMALITIES	NOT SEEN
<b>b</b>	<b>ORGANISM</b>	NIL
<b>IV</b>	<b>INTERPRETATION</b>	ATROPHY

Pap Test is a screening test for cervical cancer with inherent false negative results. Regular screening and follow-up is recommended (Bethesda-TBS-2014) revised

\*\*\* End Of Report \*\*\*

Result/s to Follow:  
PERIPHERAL SMEAR



Dr.A.Kalyan Rao  
M.B.B.S.,M.D(Pathology)  
Consultant Pathologist

Page 15 of 15  
**CAP**  
ACCREDITED  
COLLEGE of AMERICAN PATHOLOGISTS



SIN No:CS075675

This test has been performed at Apollo Health & Lifestyle Ltd, Global Reference Laboratory,Hyderabad

THIS TEST HAS BEEN PERFORMED AT APOLLO HEALTH AND LIFESTYLE LIMITED- RRL BANGALORE

**Apollo Health and Lifestyle Limited** (CIN - U85110TG2000PLC115819)  
Regd. Office: 1-10-60/62, Ashoka Raghupathi Chambers, 5th Floor, Begumpet, Hyderabad, Telangana - 500 016 |  
www.apollohl.com | Email ID: enquiry@apollohl.com, Ph No: 040-4904 7777, Fax No: 4904 7744

APOLLO CLINICS NETWORK

Telangana: Hyderabad (AS Rao Nagar | Chanda Nagar | Kondapur | Nallakunta | Nizampet | Manikonda | Uppal) | Andhra Pradesh: Vizag (Seethamma Peta) | Karnataka: Bangalore (Basavanagudi | Bellandur | Electronics City | Fraser Town | HSR Layout | Indira Nagar | JP Nagar | Kundalahalli | Koramangala | Sarjapur Road) | Mysore (VV Mohalla) | Tamilnadu: Chennai (Annanagar | Kotturpuram | Mogappair | T Nagar | Valasaravakkam | Velachery) | Maharashtra: Pune (Aundh | Nigdi Pradhikaran | Viman Nagar | Wanowrie) | Uttar Pradesh: Ghaziabad (Indrapuram) | Gujarat: Ahmedabad (Satellite) | Punjab: Amritsar (Court Road) | Haryana: Faridabad (Railway Station Road)

Address:  
323/100/123, Doddathangur Village, Neeladri Main Road,  
Neeladri Nagar, Electronic city, Bengaluru,  
Karnataka- 560034


 **1860 500 7788**  
www.apolloclinic.com

<b>Patient Name</b>	: Mrs. G Srividya	<b>Age/Gender</b>	: 53 Y/F
<b>UHID/MR No.</b>	: CINR.0000163722	<b>OP Visit No</b>	: CINROPV220883
<b>Sample Collected on</b>	:	<b>Reported on</b>	: 03-03-2024 12:43
<b>LRN#</b>	: RAD2255406	<b>Specimen</b>	:
<b>Ref Doctor</b>	: SELF		
<b>Emp/Auth/TPA ID</b>	: 919819356132		

**DEPARTMENT OF RADIOLOGY**

**SONO MAMMOGRAPHY - SCREENING**

**THERMAL SONO MAMMOGRAPHY DONE.**



**Dr. DHANALAKSHMI B**  
MBBS, DMRD  
Radiology



<b>Patient Name</b>	: Mrs. G Srividya	<b>Age/Gender</b>	: 53 Y/F
<b>UHID/MR No.</b>	: CINR.0000163722	<b>OP Visit No</b>	: CINROPV220883
<b>Sample Collected on</b>	:	<b>Reported on</b>	: 03-03-2024 12:15
<b>LRN#</b>	: RAD2255406	<b>Specimen</b>	:
<b>Ref Doctor</b>	: SELF		
<b>Emp/Auth/TPA ID</b>	: 919819356132		

**DEPARTMENT OF RADIOLOGY**

**X-RAY CHEST PA**

Both lung fields and hila are normal .

No obvious active pleuro-parenchymal lesion seen .

Both costophrenic and cardiophrenic angles are clear .

Both diaphragms are normal in position and contour .

Thoracic wall and soft tissues appear normal.

**CONCLUSION :**

No obvious abnormality seen

**Dr. RAMESH G**  
**MBBS DMRD**  
**RADIOLOGY**

<b>Patient Name</b>	: Mrs. G Srividya	<b>Age/Gender</b>	: 53 Y/F
<b>UHID/MR No.</b>	: CINR.0000163722	<b>OP Visit No</b>	: CINROPV220883
<b>Sample Collected on</b>	:	<b>Reported on</b>	: 03-03-2024 12:06
<b>LRN#</b>	: RAD2255406	<b>Specimen</b>	:
<b>Ref Doctor</b>	: SELF		
<b>Emp/Auth/TPA ID</b>	: 919819356132		

## DEPARTMENT OF RADIOLOGY

### ULTRASOUND - WHOLE ABDOMEN

**LIVER:** Appears **enlarged** in size(17.3cm), shape and echopattern **mildly increased**. No focal parenchymal lesions identified. No evidence of intra/extrahepatic biliary tree dilatation noted. Portal vein appears to be of normal size.

**GALLBLADDER:** Moderately distended.

**SPLEEN:** Appears normal in size, shape and echopattern. No focal parenchymal lesions identified.

**PANCREAS:** Obscured by bowel gas. However, the visualized portion appear normal.

**KIDNEYS:**Both kidneys appear normal in size, shape and echopattern. Corticomedullary differentiation appears maintained. No evidence of calculi or hydronephrosis on either side.

Right kidney measuring 10.3x4.8 cm.

Left kidney measuring 11.7x4.9 cm.

**URINARY BLADDER:** Distended and appears normal. No evidence of abnormal wall thickening noted.

**UTERUS & OVARIES:** Atrophic.

No free fluid is seen.

#### IMPRESSION:

**HEPATOMEGALY WITH GRADE I FATTY LIVER.**

**Dr. RAMESH G**  
**MBBS DMRD**  
**RADIOLOGY**