



## Medical Form & EYE CHECK UP

### Demographic Information:

Name	: Pranay Thakkar	Date	: 11/03/2024
Age	: 34		
Sex	: M		

### VITALS CHECKUP

Blood Pressure	:- 110/74 mm/hg	HEIGHT [ IN CM ]	:- 152 cm
Heart Rate	:- 74 /min.	Weight ( in Kgs)	:- 83 kg
Spo2	:- 98 %	BMI VALUE	:- 35.9
PULSE	:- 72 /min.	BMI STATUS	:- obese class II

### HISTORY

Current Health Complaints	⊙ NO
Past History	Renal stone
Family History	Father - HTN
Allergies	NO
Ongoing Medication	NO

### Any other problems needing attention / Overall Assessment :

### REMARKS :-



### EYE TEST

1. VISION :-		B. DISTANCE VISION	
A. NEAR VISION		RIGHT EYE :-	6/6 with
RIGHT EYE :-	⊙	LEFT EYE :-	6/6 specs
LEFT EYE :-	⊙	3. NIGHT VISION :-	
2. COLOR VISION :-		RIGHT EYE :-	⊙
RIGHT EYE :-	⊙	LEFT EYE :-	⊙
LEFT EYE :-	⊙		

### REMARKS :-NAD

Dr. Chirag Patel  
M.B.B.S. G-49432  
DOCTOR SIGN

**Revival Diagnostic**  
401, Aqua Corridor,  
B/s. Star Bazar, Surat-395009  
Mo. 91062-28601

help@healthledger.co.in  
+91 916 907 5555



## Dental Checkup

Reg. No. : \_\_\_\_\_

Date: 11/03/2024

Patient Name Mr./Mrs Ronay Thakkar

Age 34 Sex M Address \_\_\_\_\_

Adejon

Mobile No. 9913725477

### Past Medical History

1) Smoking 2) Alcohol 3) Hepatitis B & C 4) Diabetics 6) Tobacco 5) Allergy 6) Asthma

7) Any Other: no

PDH:-

O/E :-

Investigation :- no

Treatment:- no

### Doctor's Sign and Stamp

*Chirag Patel*

Dr. Chirag Patel  
M.B.B.S. G-49432

### Consent Form:

I Ronay Thakkar

-----have given true & total information to the dentist regarding past & present illness as well as ongoing medical treatment. I have been fully informed regarding treatment for present illness. Along with benefit & possible risk from medicines / Surgery / Anesthetic drugs to be used by the dentist in my own understanding language. I hereby willingly permit the dentist to undertake the treatment or surgical intervention.

Patient Signature: \_\_\_\_\_

*Ronay Thakkar*

RADIOLOGY | PATHOLOGY | CARDIOLOGY | DENTAL | OHC | CORPORATE WELLNESS

**Revival Diagnostic**  
401, Aqua Corridor,  
B/s. Star Bazar, Surat-395009  
Mo. 91062-28601



# REVIVAL DIAGNOSTICS

Name	THAKKAR PRANAY	Age/Gender	34Yrs/Male
Reg No.	2437/24	Receipt No	18468
Referred By	Bank of Baroda (BOB) - MEDI WHEEL()	Mode of Payment	CREDIT
Collection Type	CENTER	Collection DateTime	11-Mar-2024 09:38 AM

## BLOOD GROUP - 110324129 Released at 11-Mar-2024 12:12 PM

Parameter	Result	Biological Ref.Range	Method
-Blood Group	"O"		
-Rh Factor	POSITIVE		

## CBC - 110324129

Parameter	Result	Biological Ref.Range	Method
-Haemoglobin	14.3 gm/dL	(13.5 - 18 gm/dL)	Auto
-RBC Count	4.97 mill/cumm	(4.6 - 6.2 mill/cumm)	Auto
-Total WBC Count	6400 /cumm	(4000 - 10000 /cumm)	Auto
-Platelet Count	2.83 lakh/cumm	(1.5 - 4.5 lakh/cumm)	Auto

## Blood Indices

-HCT	44.2 %	(40 - 55 %)	Auto
-MCV	88.9 fl	(80 - 92 fl)	Auto
-MCH	28.8 pg	(27 - 31 pg)	Auto
-MCHC	32.3 gm/dL	(32 - 36 gm/dL)	Auto
-RDW	12.9 %	(11 - 15 %)	Auto

## Diff WBC Count

-Polymorphs	57 %	(40 - 80 %)	Microscopically
-Lymphocytes	35 %	(20 - 40 %)	Microscopically
-Eosinophils	05 %	(1 - 6 %)	Microscopically
-Monocytes	03 %	(2 - 7 %)	Microscopically
-Basophils	00 %	(0 - 1 %)	Microscopically
-PLATELET ON SMEAR	Adequate		Microscopically
-MALARIAL PARASITES	Malarial Parasites Not Detected		Microscopically

[Test performed on Fully Automated Hematology Analyzer ERBA H-360]

## Revival Diagnostics

401-Aqua Corridor,  
Beside Star Bazar, Adajan,  
Surat-395009. Mo. 9825947717

Dr. Shivangi Gandhi  
M.B.B.S, M.D (Pathology)

0261-2747788, 98259 47712

4th Floor, Aqua Corridor, Hazira Road, Adajan Pal, Surat - 395009.

revivaldiagnostics.surat@gmail.com

www.revivaldiagnostics.com



# REVIVAL DIAGNOSTICS

Name	THAKKAR PRANAY	Age/Gender	34Yrs/Male
Reg No.	2437/24	Receipt No	18468
Referred By	Bank of Baroda (BOB) - MEDI WHEEL()	Mode of Payment	CREDIT
Collection Type	CENTER	Collection DateTime	11-Mar-2024 09:38 AM

**ESR** - 110324129 Released at 11-Mar-2024 12:18 PM

Parameter	Result	Biological Ref.Range	Method
-E.S.R	04 mm/hr	(1 - 10 mm/hr)	

**Revival Diagnostics**  
401-Aqua Corridor,  
Beside Star Bazar, Adajan,  
Surat-395009. Mo. 9825947712

Dr. Shivangi Gandhi  
M.B.B.S, M.D (Pathology)

0261-2747788, 98259 47712

4th Floor, Aqua Corridor, Hazira Road, Adajan Pal, Surat - 395009.

revivaldiagnostics.surat@gmail.com

www.revivaldiagnostics.com



# REVIVAL DIAGNOSTICS

Name	THAKKAR PRANAY	Age/Gender	34Yrs/Male
Reg No.	2437/24	Receipt No	18468
Referred By	Bank of Baroda (BOB) - MEDI WHEEL()	Mode of Payment	CREDIT
Collection Type	CENTER	Collection DateTime	11-Mar-2024 09:38 AM

### FBS (Fasting Blood Sugar) - 110324130 Released at 11-Mar-2024 02:29 PM


Parameter	Result	Biological Ref.Range	Method
-Fasting Blood Sugar (FBS)	91 mg/dL	70-100 mg/dl Impaired Tolerance: 100-125 Diabetes Mellitus: $\geq$ 126 (American diabetes association guidelines 2022)	GOD POD
-Fasting Urine Sugar	Absent		Dipstick Benedict
-Fasting Urine Acetone	Absent		Dipstick Rothera

### [Test performed on Fully Automated Biochemistry Analyzer ERBA EM200]

### FBS & PPBS - 110324130 Released at 11-Mar-2024 02:27 PM

Parameter	Result	Biological Ref.Range	Method
-Fasting Blood Sugar (FBS)	91 mg/dL	70-100 mg/dl Impaired Tolerance: 100-125 Diabetes Mellitus: $\geq$ 126 (American diabetes association guidelines 2022)	
-Fasting Urine Sugar	Absent		
-Fasting Urine Acetone	Absent		
-PPBS	105 mg/dL	(90 - 140 mg/dL)	
-PP2BS URINE SUGAR	Absent		
-PP2BS URINE ACETONE	Absent		

**Revival Diagnostics**  
401-Aqua Corridor,  
Beside Star Bazar, Adajan,  
Surat-395009. Mo. 9825947717

  
Dr. Shivangi Gandhi  
M.B.B.S, M.D (Pathology)

0261-2747788, 98259 47712

4th Floor, Aqua Corridor, Hazira Road, Adajan Pal, Surat - 395009.

revivaldiagnostics.surat@gmail.com

www.revivaldiagnostics.com



# REVIVAL DIAGNOSTICS

Name	THAKKAR PRANAY	Age/Gender	34Yrs/Male
Reg No.	2437/24	Receipt No	18468
Referred By	Bank of Baroda (BOB) - MEDI WHEEL()	Mode of Payment	CREDIT
Collection Type	CENTER	Collection DateTime	11-Mar-2024 09:38 AM

## LIVER FUNCTION TEST (LFT) - 110324131 Released at 11-Mar-2024 02:28 PM

Parameter	Result	Biological Ref.Range	Method
-Serum Total Bilirubin	0.4 mg/dL	(0 - 1.3 mg/dL)	Diazo
-Serum Direct Bilirubin	0.1 mg/dL	(0 - 0.4 mg/dL)	Diazo
-Serum InDirect Bilirubin	0.3 mg/dL	(0.1 - 1.3 mg/dL)	Calculated
-Total Protein (TP)	6.7 gm/dL	(6.4 - 8.3 gm/dL)	Biuret
-Albumin (ALB)	4.0 gm/dL	(3.5 - 5.2 gm/dL)	BCG
-Globulin	2.7 gm/dL	(2.3 - 3.6 gm/dL)	Calculated
-A/G Ratio	1.48 gm/dL	(1 - 2.3 gm/dL)	Calculated
-SGPT(ALT)	25 U/L	(5 - 45 U/L)	IFCC, Kinetic without Pyridoxal Phosphate
-SGOT (AST)	19 U/L	(0 - 35 U/L)	IFCC, Without Pyridoxal Phosphate
-Alkaline Phosph.	81 U/L	(42 - 128 U/L)	ALP-AMP
-GGT	22 U/L	(5 - 50 U/L)	Glupa-C

[Test performed on Fully Automated Biochemistry Analyzer ERBA EM200]

**Revival Diagnostics**

401-Aqua Corridor,  
Beside Star Bazar, Adajan,  
Surat-395009. Mo. 9825947717

Dr. Shivangi Gandhi  
M.B.B.S, M.D (Pathology)

0261-2747788, 98259 47712

4th Floor, Aqua Corridor, Hazira Road, Adajan Pal, Surat - 395009.

revivaldiagnostics.surat@gmail.com

www.revivaldiagnostics.com



# REVIVAL DIAGNOSTICS

Name	THAKKAR PRANAY	Age/Gender	34Yrs/Male
Reg No.	2437/24	Receipt No	18468
Referred By	Bank of Baroda (BOB) - MEDI WHEEL()	Mode of Payment	CREDIT
Collection Type	CENTER	Collection DateTime	11-Mar-2024 09:38 AM

## RENAL FUNCTION TEST (RFT) - 110324131 Released at 11-Mar-2024 02:28 PM

Parameter	Result	Biological Ref.Range	Method
-Urea	18 mg/dL	(13 - 45 mg/dL)	Urease-GLDH
-Creatinine	0.8 mg/dL	(0.6 - 1.4 mg/dL)	Enzymatic
-Blood Urea Nitrogen (BUN)	9 mg/dL	(6 - 20 mg/dL)	Calculated
-Uric Acid	6.8 mg/dL	(3.5 - 7.2 mg/dL)	Uricase
-Sodium (NA)	138 mmol/L	(135 - 148 mmol/L)	ISE Method
-Potassium (K)	3.4 mmol/L	(2.8 - 6.2 mmol/L)	ISE Method
-Chloride (Cl)	100 mmol/L	(98 - 107 mmol/L)	ISE Method
-Calcium	9.3 mg/dL	(8.4 - 10.4 mg/dL)	Arsenazo
-Phosphorus	3.10 mg/dL	(2.5 - 4.5 mg/dL)	Phosphomolybdate

[Test performed on Fully Automated Biochemistry Analyzer ERBA EM200]

## Revival Diagnostics

401-Aqua Corridor,  
Beside Star Bldg, Adajan,  
Surat-395009. Mo. 9825947712

Dr. Shivangi Gandhi  
M.B.B.S, M.D (Pathology)

0261-2747788, 98259 47712

4th Floor, Aqua Corridor, Hazira Road, Adajan Pal, Surat - 395009.

revivaldiagnostics.surat@gmail.com

www.revivaldiagnostics.com



# REVIVAL DIAGNOSTICS

Name	THAKKAR PRANAY	Age/Gender	34Yrs/Male
Reg No.	2437/24	Receipt No	18468
Referred By	Bank of Baroda (BOB) - MEDI WHEEL()	Mode of Payment	CREDIT
Collection Type	CENTER	Collection DateTime	11-Mar-2024 09:38 AM

## Lipid Profile - 110324131 Released at 11-Mar-2024 02:29 PM

Parameter	Result	Biological Ref.Range	Method
-Serum Cholesterol	204 mg/dL	Desirable < 200 mg/dl Borderline High : 200-239 mg/dl High : > 240 mg/dl	CHOD-PAP
-Serum Triglyceride	427 mg/dL	H Normal < 150 mg/dl Borderline High : 150 - 199 mg/dl High : 200 - 499 mg/dl Very High : 500 mg/dl	GPO-POD Method
-Serum HDLD(Direct)	40 mg/dL	Normal :> 55 mg/dl Borderline : 35-55 mg/dl Undesirable: < 35 mg/dl	PVS-PEGME Precipitation with CHOD-POD
-Serum VLDL	85 mg/dL	H (5 - 30 mg/dL)	Calculated
-Serum LDL(Direct)	79 mg/dL	Optimal:< 100 mg/dl Above Optimal : 100- 129 mg/dl Borderline High : 130-159 mg/dl High : > 160-189mg/dl Very High : >190 mg/dl	Calculated
-Chol/HDL	5.10	Low risk: <3.8 Medium Risk: 3.8 to 5.9 High Risk: > 6	Calculated
-LDL/Chol	2.60	Low risk: <3.55 Medium Risk: 3.55 to 4.0 High Risk: > 6	Calculated

[Test performed on Fully Automated Biochemistry Analyzer ERBA EM200]

**Revival Diagnostics**  
401-Aqua Corridor,  
Beside Star Bazar, Adajan,  
Surat-395009. Mo. 9825947712

Dr. Shivangi Gandhi  
M.B.B.S, M.D (Pathology)

0261-2747788, 98259 47712

4th Floor, Aqua Corridor, Hazira Road, Adajan Pal, Surat - 395009.

revivaldiagnostics.surat@gmail.com

www.revivaldiagnostics.com





# REVIVAL DIAGNOSTICS

Name	THAKKAR PRANAY	Age/Gender	34Yrs/Male
Reg No.	2437/24	Receipt No	18468
Referred By	Bank of Baroda (BOB) - MEDI WHEEL()	Mode of Payment	CREDIT
Collection Type	CENTER	Collection DateTime	11-Mar-2024 09:38 AM

## Urine Routine & Micro Examination - 110324133 Released at 11-Mar-2024 01:03 PM

Parameter	Result	Biological Ref.Range	Method
<b>Physical Examination</b>			
-Quantity	25		Manual
-Colour	Pale Yellow	Pale Yellow	Manual
-Appearance	Clear	Clear	Manual
-Reaction (pH)	Acidic		Dipstick
-Specific Gravity	1.030		Dipstick
<b>Chemical Examination</b>			
-Proteins.	Absent		Dipstick
-Sugar	Absent		Dipstick
-Acetone.	Absent		Dipstick
-Bile Salts	Absent	Absent	Dipstick
-Bile Pigments	Absent	Absent	Dipstick
-Occult Blood Test (OBT).	Negative		Dipstick
<b>Microscopic Examination</b>			
-Pus Cells	1-2		Microscopically
-Red Blood Cells	Absent		Microscopically
-Epithelial Cells	1-2		Microscopically
-Bacteria.	Absent		Microscopically
-Crystals	Absent	Absent	Microscopically
-Others	NIL	Absent	Microscopic Examination

**Revival Diagnostics**  
401-Aqua Corridor,  
Beside Star Bazar, Adajan,  
Surat-395009. Mo. 9825947712

Dr. Shivangi Gandhi  
M.B.B.S, M.D (Pathology)

0261-2747788, 98259 47712

4th Floor, Aqua Corridor, Hazira Road, Adajan Pal, Surat - 395009.

revivaldiagnostics.surat@gmail.com

www.revivaldiagnostics.com




# REVIVAL DIAGNOSTICS

Name	THAKKAR PRANAY	Age/Gender	34Yrs/Male
Reg No.	2437/24	Receipt No	18468
Referred By	Bank of Baroda (BOB) - MEDI WHEEL()	Mode of Payment	CREDIT
Collection Type	CENTER	Collection DateTime	11-Mar-2024 09:38 AM

**HBA1C** - 110324129 Released at 11-Mar-2024 02:28 PM

Parameter	Result	Biological Ref.Range	Method
-HBA1C	5.5 %	HbA1C Degree of Glucose Control <5.6 % Non Diabetics 5.7 - 6.4 % Prediabetics >=6.5 % Diabetics (REF:Wallace, 11th Edition ) REMARKS: 6 - 7 % Excellent Control 7 - 8 % Good Control 8 - 10 % Unsatisfactory Control >10 % Poor Control	Immuno-Turbidometry method
-Method[]	High Performance Liquid Chromatography (HPLC)		

**Revival Diagnostics**  
401-Aqua Corridor,  
Beside Star Bazar, Adajan,  
Surat-395009. Mo. 9825947712

  
Dr. Shivangi Gandhi  
M.B.B.S, M.D (Pathology)

 0261-2747788, 98259 47712

 4th Floor, Aqua Corridor, Hazira Road, Adajan Pal, Surat - 395009.

 revivaldiagnostics.surat@gmail.com

 www.revivaldiagnostics.com



# REVIVAL DIAGNOSTICS

Name	THAKKAR PRANAY	Age/Gender	34Yrs/Male
Reg No.	2437/24	Receipt No	18468
Referred By	Bank of Baroda (BOB) - MEDI WHEEL()	Mode of Payment	CREDIT
Collection Type	CENTER	Collection DateTime	11-Mar-2024 09:38 AM

**Total T3 T4 TSH** - 110324131 Released at 11-Mar-2024 01:51 PM

Parameter	Result	Biological Ref.Range	Method
-Total T3	1.44 ng/ml	(0.87 - 1.78 ng/ml)	Fluorescence Enzyme Immunoassay
-Total T4	8.13 ug/dl	(4.6 - 11 ug/dl)	Fluorescence Enzyme Immunoassay
-TSH	2.06 uIU/ml	0.50 - 5.50 uIU/ml 5.5 to 15 ul U/ml - Suggested Clinical co-relation or Repeat test with new sample as physiological factors can give falsley high TSH Above 15ulU/ml Hypothyroid PREGNANT WOMEN normal ranges for TSH: 1st Trimester : 0.0878 - 2.8293 uIU/ml 2nd Trimester : 0.1998 - 2.7915 uIU/ml 3rd Trimester : 0.307 - 2.9028 uIU/ml Ref: TIETZ Fundamentals of Clinical Chemistry	Fluorescence Enzyme Immunoassay

[Test performed on Fully Automated Immunology Analyzer Maglumi-600]

## Revival Diagnostics

401-Aqua Corridor,  
Beside Star Bazar, Adajan,  
Surat-395009. Mo. 9825947712

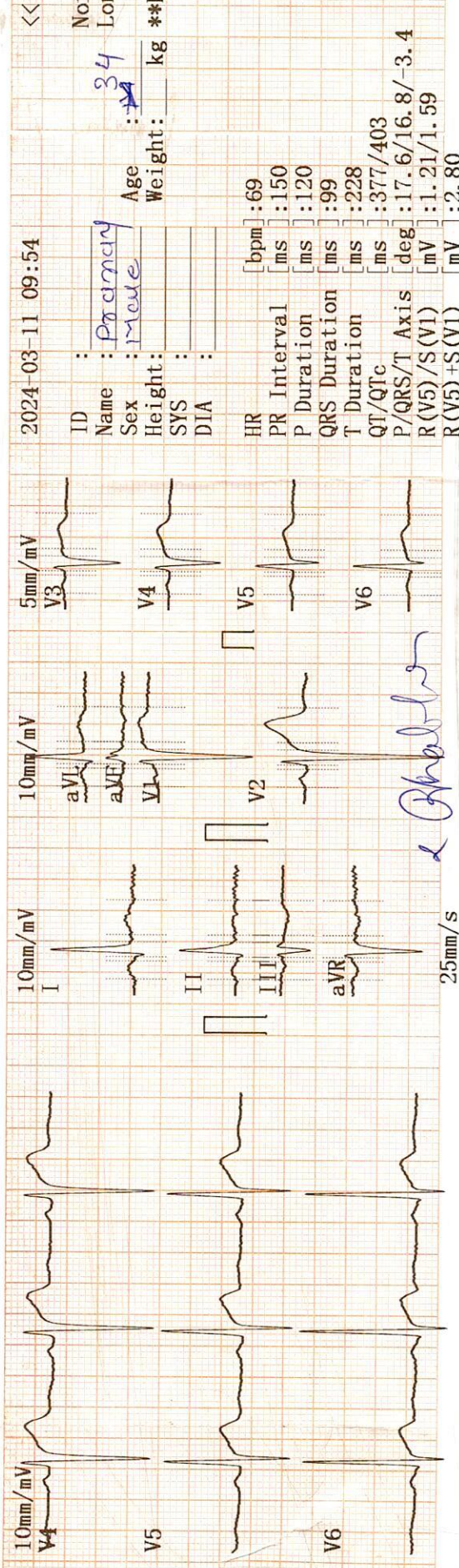
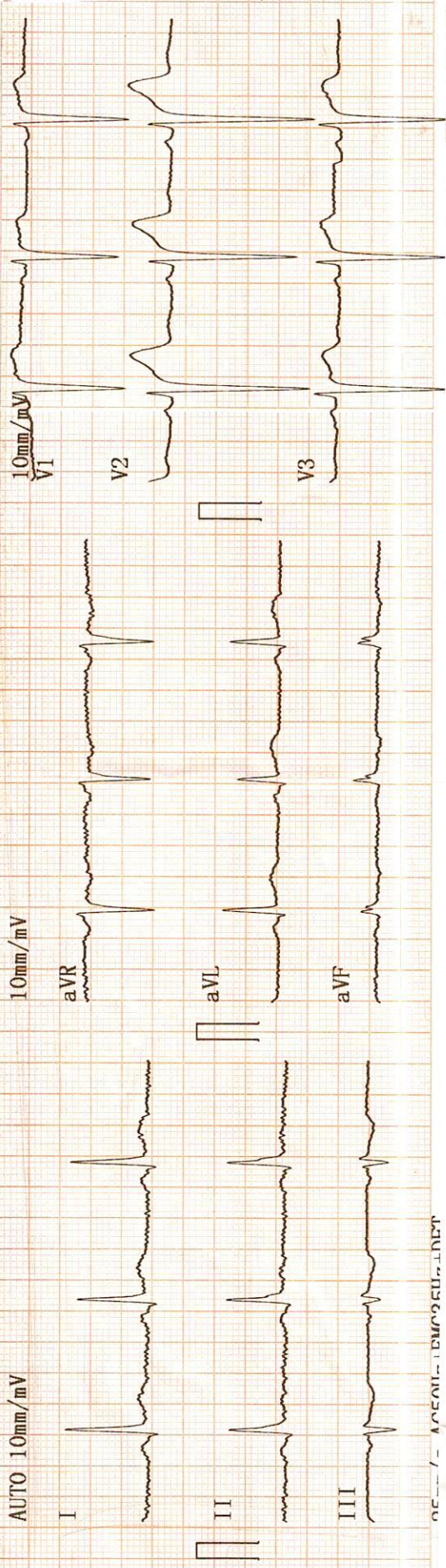
Dr. Shivangi Gandhi  
M.B.B.S, M.D (Pathology)

0261-2747788, 98259 47712

4th Floor, Aqua Corridor, Hazira Road, Adajan Pal, Surat - 395009.

revivaldiagnostics.surat@gmail.com

www.revivaldiagnostics.com



2024-03-11 09:54 << Con

ID :   
 Name : Pranay Normal  
 Sex : Male Longit  
 Age : 34 kg  
 Height : 1.65 \*\*Repc  
 SYS :   
 DIA :   
 HR [bpm] : 69  
 PR Interval [ms] : 150  
 P Duration [ms] : 120  
 QRS Duration [ms] : 99  
 T Duration [ms] : 228  
 QT/QTc [ms] : 377/403  
 P/QRS/T Axis [deg] : 17.6/16.8/-3.4  
 R(V5)/S(V1) [mV] : 1.21/1.59  
 R(V5)+S(V1) [mV] : 2.80 Pt

**DR. ADITHYAN S. BORSA**  
 MBBS, DNB (PCC)  
 PHYSICIAN & CLINICAL CARDIOLOGIST  
 G-54906

**Revival Diagnostics**  
 401-Aqua Corridor,  
 Beside Star Bazar, Adajan,  
 Surat-395009. Mo. 9825947712

# REVIVAL

## DIAGNOSTICS



Name	THAKKAR PRANAY	Age/Gender	34Yrs/Male
Reg No.	2437/24	Receipt No	18468
Referred By	Bank of Baroda (BOB) - MEDI WHEEL()	Mode of Payment	CREDIT
Collection Type	CENTER	Collection DateTime	11-Mar-2024 09:12 AM

### Ecg

1. The rhythm is sinus.
2. Heart rate is 69 beats per minute.
3. Normal P,QRS,T wave axis.
4. Normal PR,QRS,Q.T. Duration.
5. No pathological q wave or ST-T changes seen.
6. No evidence of chamber hypertrophy or enlargement seen.

**IMPRESSION : ECG WITHIN NORMAL LIMITS**

Signature

**Revival Diagnostics**  
401-Aqua Corridor,  
Beside Star Bazar, Adajan,  
Surat-395009. Mo. 9825947712

**DR. ADITYA S. BORA**  
MBBS, DNB, PGDCC  
PHYSICIAN & CLINICAL CARDIOLOGIST  
G-54906

Laboratory Test Result are Subject to technical limitation and should be clinically correlate for final diagnosis

📍 4th Floor, Aqua Corridor, Hazira Road, Adajan Pal, Surat-395009.  
☎ 0261 2747788, 9825947712 ✉ revivaldiagnostics.surat@gmail.com 🌐 www.revivaldiagnostics.com

This medical report is not intended for medico-legal purposes.

# REVIVAL

## DIAGNOSTICS



Name	THAKKAR PRANAY	Age/Gender	34Yrs/Male
Reg No.	2437/24	Receipt No	18468
Referred By	Bank of Baroda (BOB) - MEDI WHEEL()	Mode of Payment	CREDIT
Collection Type	CENTER	Collection DateTime	11-Mar-2024 09:12 AM

### 2D ECHO

### 2D ECHOCARDIOGRAPHY & COLOR DOPPLER REPORT

**INDICATION:** Preventive Health check up

- **CARDIAC CHAMBERS :** Left Ventricle : Normal size , Left Atrium: Normal size.
- NO e/o thrombus in LA/LV
- Right Atrium: Normal size. Right Ventricle: Normal Size,
- **Normal Right Ventricular function.** (TAPSE=20mm)
- **Normal Left Ventricular systolic function. LVEF = 60%**
- **No regional wall abnormality. No thinning / scarring / dyskinesia of LV wall**
- **No Left Ventricular Hypertrophy.** (IVSd= 10 mm),
- **LV Compliance:**
- **NO Left Ventricular Diastolic Dysfunction [LVDD].**

#### VALVES :

- Structurally Normal Mitral valve/ Aortic valve/Tricuspid valve/ Pulmonary valve .
- No significant Valvular Stenosis
- **Doppler findings: AV max = 1.23 m/s, PV max = 0.91 m/s.**
- Trivial MR, Trivial Tricuspid regurgitation.
- **No Pulmonary Arterial Hypertension. PASP by TRjet vel.method = 24 mmHg.**
- **SEPTAE:** IAS / IVS Appear Intact.
- **IVC :** Normal in dimension and shows good inspiratory 13mm collapse.
- **OTHERS:** No e/o Pericardial effusion / vegetation.

#### IMPRESSION:

**NORMAL LV SYSTOLIC FUNCTION, LVEF= 60 %, NO RWMA, NO LVH , NO LVDD , NO PAH.**

### Revival Diagnostics

401-Aqua Corridor,  
Beside Star Bazar, Adajan,  
Surat-395009. Mo. 9825947712

  
**DR. ADITI PATEL**  
Signature  
M.B.B.S., D. CARD (MUM)  
CLINICAL CARDIOLOGIST  
REG.NO.G-42901

Laboratory Test Result are Subject to technical limitation and should be clinically correlate for final diagnosis

📍 4th Floor, Aqua Corridor, Hazira Road, Adajan Pal, Surat-395009.  
☎ 0261 2747788, 9825947712 ✉ revivaldiagnostics.surat@gmail.com 🌐 www.revivaldiagnostics.com

This medical report is not intended for medico-legal purposes.



# REVIVAL DIAGNOSTICS

Name	THAKKAR PRANAY	Age/Gender	34Yrs/Male
Reg No.	2437/24	Receipt No	18468
Referred By	Bank of Baroda (BOB) - MEDI WHEEL()	Mode of Payment	CREDIT
Collection Type	CENTER	Collection DateTime	11-Mar-2024 09:12 AM

## USG OF ABDOMEN & PELVIS

### LIVER:

Liver is normal in size and increased echotexture.

No evidence of focal SOL or dilatation of IHBR seen.

Portahepatis appear normal.

### GALLBLADDER:

Gallbladder appeared normal. No calculus or mass lesion seen.

### PANCREAS:

Pancreas appears normal in size and echotexture.

No focal lesion, mass or pancreatitis.

### SPLEEN:

Spleen appears normal in size and echotexture.

### PARAAORTIC REGION:

Aorta grossly appears normal.

No paraaortic lymphnodes seen.

### KIDNEYS:

**bilateral tiny renal concretions noted**

Both kidneys appear normal in size, shape and in position.

Cortex and collecting system of both kidneys appears normal.

No evidence of calculus or obstructive uropathy on either side.

### URINARY BLADDER:

Bladder appears normal. No calculus or mass lesion is seen.

### PROSTATE:

Prostate appears normal in size and echotexture.

No evidence of free fluid in pelvis.

### COMMENTS:

**fatty liver - grade II**

**Dr. Chirag K. Patel**

MBBS-DMPD

Reg. No. G-23800 Radiologist

**Revival Diagnostic**

4th Floor, Aqua Corridor,  
Nr. Star Bazar, Hazira Main Road,

Adajan, Surat-395009.

Mo. 97266 726683

0261-2747788, 98259 47712

4th Floor, Aqua Corridor, Hazira Road, Adajan Pal, Surat - 395009.

revivaldiagnostics.surat@gmail.com

www.revivaldiagnostics.com