



SHEKHAR SARRAF MEMORIAL HOSPITAL



Name	MR RAVENDRA KUMAR	Age	34 - M
Date	15/03/2024	Patient Id	229714
Referring Doctor	SELF	Center	Shekhar Sarraf Memorial Hospital

CHEST X-RAY PA VIEW

Clinical History/ Indications-

- Soft tissue opacity and thoracic bony cage appears to be normal.
 - Both lungs fields are clear.
 - Mediastinum appears to be normal,
 - Trachea is in midline.
 - Bilateral hilar shadow appears to be normal.
 - Cardiac shadow is normal
 - Both domes of diaphragm appear normal.
- Both costo-phrenic and cardio-phrenic angles appear to be clear and sharp.

IMPRESSION:

- No Obvious Abnormality noted

Dr. Prem Kumar Periwal
DMRD, Reg- RMC No. 001883/3631
Consultant Radiologist



Scan QR to download report


For Emergency & Ambulance Dial : 08941095341, 42, 43 | Toll Free No. : 1800 212 2690

📍 : Near Sasni Gate, Agra Raod, Aligarh-202 001 (U.P.) INDIA | ✉ : hrrusahospital@gmail.com



SHEKHAR SARRAF MEMORIAL HOSPITAL



Patient Name : MR. RAVENDRA KUMAR
 Age / Sex : 34Y 2M 14D/Male
 Lab No : LA24005550
 Referred By : Dr.SELF
 Bar Code : 
 Passport No. :
 Verified On :

Bill No : OPB12339762
 IP/Reg.No/UHID : REGH-229724 /UHID91710
 Report On : Mar 15 2024 1:03PM
 Bill Creation Date : Mar 15 2024 9:37AM
 Mobile No : 8266986330
 Sponsor : BOB
 Barcode No. : 103465,103466,103467,103468,10346

Test Name	Results	Units	Biological Reference
Haematology			
C.B.C.E.S.R.(CELL COUNTER)			
HB (Haemoglobin)	14.7	gm%	13.5 - 16
Total WBC Count	6100	cells/cumm	4000 - 11000
Neutrophils	60	%	55 - 65
Lymphocytes	37	%	30 - 54
Eosinophils	01	%	00 - 03
Monocytes	02	%	00 - 05
Basophils	00	%	00 - 01
RBC	4.50	million/cumm	4 - 5
HCT	44.1	%	40 - 54
MCV	95.0	%	75 - 95
MCH	32.0	pg	20 - 32
MCHC	33.7	%	32 - 36
PLT	2.08	Lakh/cumm	1.5 - 4.5
E.S.R.in 1st Hr.	10	mm in 1st hr.	0 - 10
Blood group	"B" Positive.		
Biochemistry			
LIPID PROFILE TEST			
S.Triglycerides	284.0	mg/dl	Normal <150 Borderline High 150-199 High 200-499 Very High >500
S.CHOLESTEROL	312.0	mg/dl	Desirable < 200 Borderline High 200 - 239 High = 240

Renu
Dr. Renu Varshney
MBBS MD


Pathologist

● This report is not valid for medicolegal case or any court procedure. All tests have technical limitations. Critical pathological correlation is must In case of disparity test may be repeated immediately.

Reg No-UP.MCI.62804

Pathologist


Continued...

Patient Name : MR. RAVENDRA KUMAR
Age / Sex : 34Y 2M 14D/Male
Lab No : LA24005550
Referred By : Dr.SELF
Bar Code : 
Passport No. :
Verified On :

Bill No : OPB12339762
IP/Reg.No/UHID : REGH-229724 /UHID91710
Report On : Mar 15 2024 1:03PM
Bill Creation Date : Mar 15 2024 9:37AM
Mobile No : 8266986330
Sponsor : BOB
Barcode No. : 103465,103466,103467,103468,10346

Test Name	Results	Units	Biological Reference
H.D.L Cholesterol	64.0	mg/dl	Desirable Level : > 60mg/dL Optimal : 40 – 59 mg/dL Undesirable : < 40 mg/dL
V.L.D.L	56.8	mg/dl	< 30.0
L.D.L	191.2	mg/dl	Optimal <100 Near Optimal/Above Optimal 100-129 Borderline High 130-159 High 160-189 Very High High 190
LIVER FUNCTION TEST (LFT)			
S.BILIRUBIN -TOTAL	0.60	mg/dl	0 - 1.3
BILIRUBIN DIRECT	0.30	mg/dl	0.1 - 0.4
BILIRUBIN -INDIRECT	0.30	mg/dl	0.1 - 1.4
S.G.O.T	↑ 58.0	IU/L	0 - 40
S.G.P.T	↑ 77.0	IU/L	0 - 41
S.ALKALINE PHOSPHATASE	↑ 142.8	IU/L	40 - 129
S.ALBUMIN	↑ 5.44	g/dl	3.5 - 5.0
Kidney Function Test			
BLOOD UREA	33.0	mg/dl	20 - 45
S.CREATININE	0.93	mg/dl	0.5 - 1.2
SODIUM & POTASSIUM			
S.SODIUM	144.0	mmol/L	135 - 148
S.POTASSIUM	4.86	mmo/L	3.50 - 5.30
S.Uric Acid	5.99	mg/dl	2.1 - 7.6

Endocrinological


 Dr. Renu Varshney
 MBBS MD

Pathologist


● This report is not valid for medicolegal case or any court procedure. All tests have technical limitations, Clinico-pathological correlation is must
 In case of disparity test may be repeated immediately.

Reg No-UP MCI 62804
 Pathologist




SHEKHAR SARRAF MEMORIAL HOSPITAL



Patient Name	: MR. RAVENDRA KUMAR	Bill No	: OPB12339762
Age / Sex	: 34Y 2M 14D/Male	IP/Reg.No/UHID	: REGH-229724 /UHID91710
Lab No	: LA24005550	Report On	: Mar 15 2024 1:03PM
Referred By	: Dr.SELF	Bill Creation Date	: Mar 15 2024 9:37AM
Bar Code		Mobile No	: 8266986330
Passport No.	:	Sponsor	: BOB
Verified On	:	Barcode No.	: 103465,103466,103467,103468,10346

Test Name	Results	Units	Biological Reference
Thyroid Profile (T3, T4, TSH)			
T3	1.45	ng/ml	Adult: 0.60-1.81 Paediatric: 2weeks to 4months: 1.2-2.4 1-14years:1.05-2.45 Newborns : 0.73 - 2.8 Pregnancy: 1st Trimester:1.21-3.1 2nd&3rd Trimester:1.52-3.62
T4	6.47	ug/dl	Adult : 3.5-12.6 Paediatric : 2weeks-4months : 7- 1-14years : 6.4-13.3 Pregnancy: 1st Trimester: 7.8-16. 2nd & 3rd Trimester:9.1-18.3
T.S.H	4.01	uIU/ml	Adult : 0.35 -5.50 Newborns: 0.70 - 15. Peadiatric: 2weeks-4 months :1.7-9.1 <12 months : 1.36 - 8 1- 6 years : 0.85 - 6.5 7-12 years : 0.28 - 4. Pregnancy: 1st Trimester: 0.1-2.5 2nd&3rd Trimester:0.2-3.0


Biochemistry


 Dr. Renu Varshney
 MBBS MD
 Pathologist

● This report is not valid for medicolegal case or any court procedure. All tests have technical limitations. Clinico-pathological correlation is must
 In case of disparity test may be repeated immediately.

SHEKHAR SARRAF MEMORIAL HOSPITAL



Patient Name : MR. RAVENDRA KUMAR
 Age / Sex : 34Y 2M 14D/Male
 Lab No : LA24005550
 Referred By : Dr.SELF
 Bar Code : 
 Passport No. :
 Verified On :

Bill No : OPB12339762
 IP/Reg.No/UHID : REGH-229724 /UHID91710
 Report On : Mar 15 2024 1:03PM
 Bill Creation Date : Mar 15 2024 9:37AM
 Mobile No : 8266986330
 Sponsor : BOB
 Barcode No. : 103465,103466,103467,103468,10346


Test Name	Results	Units	Biological Reference
S.CALCIUM	9.6	mg/dl	9.0 - 11.0
Blood Glucose(F)	81.5	mg/dl	74 - 100
Interpretation :	Normal	Less than 100 mg/dl	
	Prediabetes	100 mg/dl to 125 mg/dl	
	Diabetes	126 mg/dl or higher	
Blood Glucose(PP)	92.0	mg/dl	74 - 140
Hb A1C	5.9	%	
Interpretation :	4.5-5.9%HbA1c= Normal non diabetic		
	5.92-6.67%HbA1c=good control		
	6.67-7.41%HbA1c=Fair control		
	Above 7.41%HbA1c=poor control		

Profile

URINE R/M (MER)

Colour	Light Yellow
SPECIFIC GRAVITY	1.025
Volume	20 ml
Reaction	Acidic
Albumin	Nil
Sugar	Nil
Ketone Bodies	Nil
Urobilinogen	Normal
Bilirubin	Nil
Blood	Nil
Erythrocytes	Nil
PUS Cells	1-2/hpf
Epithelial Cells	1-2/hpf
Cast	Nil
Crystals	Nil
Others	Nil

Immunology


 Dr. Renu Varshney
 MBBS MD


Pathologist

● This report is not valid for medicolegal case or any court procedure. All tests have technical limitations. Clinico-pathological correlation is must
 In case of disparity test may be repeated immediately.

Reg No-UP MCI-62804
 Pathologist


SHEKHAR SARRAF MEMORIAL HOSPITAL



Patient Name : MR. RAVENDRA KUMAR
Age / Sex : 34Y 2M 14D/Male
Lab No : LA24005550
Referred By : Dr.SELF
Bar Code : 
Passport No. :
Verified On :
Bill No : OPB12339762
IP/Reg.No/UHID : REGH-229724 /UHID91710
Report On : Mar 15 2024 1:03PM
Bill Creation Date : Mar 15 2024 9:37AM
Mobile No : 8266986330
Sponsor : BOB
Barcode No. : 103465,103466,103467,103468,10346

Test Name	Results	Units	Biological Reference
PSA - Total	0.90		
Comments : Normal Range 0-4.0 ng/mL			

-----End of the Report-----


Dr. Renu Varshney
MBBS MD

Pathologist

● This report is not valid for medicolegal case or any court procedure. All tests have technical limitations, Clinico-pathological correlation is must
In case of disparity test may be repeated immediately.

Reg No. UP MCI 62804

Pathologist

nt D & T : 25/04/2024 16:08:16 Printed By : Himanshu (85)
For Emergency & Ambulance Dial : 08941095341, 42, 43 | Toll Free No. : 1800 212 2690
Near Sasni Gate, Agra Raod, Aligarh-202 001 (U.P.) INDIA | ✉ : hrrusahospital@gmail.com

Page 5 of 5



NAME: Mr. Ravendra Kumar	AGE: 34Y/M	DATE: 15-03-2024
REFERRED BY: DR. SANJEEV GUPTA	REG. No.: 229724	

ADULT ECHOCARDIOGRAPHY & COLOR DOPPLER REPORT

CHAMBER QUANTITATION	ABSOLUTE VALUE	REFERENCE VALUE
IVS (ed)	10 mm	06 – 10 mm(ed)
LVIDd(ed)	36 mm	35 – 55 mm(ed)
LVIDs (es)	22 mm	22 – 41 mm (es)
LVPW (ed)	10 mm	06 – 10 mm (ed)
RV (Mid ed)	25 mm	27 – 42 mm(ed)
RA length	27 mm	29 – 45 mm(ed)
AORTA (es)	24 mm	22 - 34 mm(es)
LA (es)	29 mm	27 – 38 mm(es)

MORPHOLOGY

- **Left Ventricle:** Left ventricular chamber size is normal with normal wall thickness. Normal left ventricular systolic function with no evidence of regional wall motion abnormalities. No intracavitary mass or clot is seen.
- **Right Ventricle:** Right ventricular chamber size was normal with normal wall thickness. Normal right ventricular systolic function with no evidence of regional wall motion abnormalities. No intracavitary mass or clot is seen.
- **Left Atrium:** Left atrium is normal in size with no masses or clot.
- **Right Atrium:** Right atrium is normal in size with no masses or clot.
- **Aorta:** Aorta appeared to be normal.
- **Pulmonary Artery:** Normal in size.
- **Mitral Valve:** Mitral valve appears normal in structure. Normal mobility of the mitral leaflets.
- **Aortic Valve:** Aortic valve appears tricuspid in structure and demonstrates normal cusp mobility.
- **Pulmonary Valve:** Pulmonary appear normal in structure & function.

For Emergency & Ambulance Dial : 08941095341, 42, 43 | Toll Free No. : 1800 212 2690

📍 : Near Sasni Gate, Agra Raod, Aligarh-202 001 (U.P.) INDIA | ✉ : hrrusahospital@gmail.com

- **Tricuspid Valve:** Normal mobility of the tricuspid leaflets.
- **Pericardium:** Normal pericardium. No pericardial effusion.
- **IVC :** Normal in size (<17mm) with normal respiratory variation.

COLOUR FLOW IMAGING & DOPPLER

VALVE	MAXIMUM VELOCITY		REGURGITATION
MITRAL	E = 0.79 (0.5-1.0m/sec)	A = 0.47 (0.3-0.8m/sec)	Trivial
	DT = 129 (160- 240ms)	E/A = 1.68 (≥ 1.5)	
AORTIC	1.0	(1.0 - 1.7m/sec)	NIL
TRICUSPID	0.7	(0.5 - 1m/sec)	Trace, Peak TRV-2.1m/s
PULMONARY	0.9	(0.6 - 0.9m/sec)	NIL

IMPRESSION

- HR-85bpm.
- All cardiac chamber dimensions are normal with normal wall thickness.
- Normal biventricular systolic function.
- Trivial MR/ Trace TR.
- LV diastolic functions are normal.
- LVEF = 60%.

(Dr. Sanjeev Gupta)
 DNB (Cardiology), F.I.A.E., F.S.C.A.I.
 Sr. Consultant Cardiologist

For Emergency & Ambulance Dial : 08941095341, 42, 43 | Toll Free No. : 1800 212 2690

📍 : Near Sasni Gate, Agra Raod, Aligarh-202 001 (U.P.) INDIA | ✉ : hrrusahospital@gmail.com



SHEKHAR SARRAF MEMORIAL HOSPITAL



NAME- MR. Ravendra Kumar

DATE-15-03-24

REF BY SELF

34 yrs SEX: M

U.S.G ABDOMEN

LIVER- Appears normal in size with homogenous echotexture. No focal or diffuse parenchymal lesion is noted.

Normal intrahepatic biliary ducts

GB appears well distended normal with normal GB wall thickness. No gall stones or wall oedema is seen.

C.B.D: Normal in calibre and course. No stone or mass seen. **Portal Vein** appears Normal in calibre.

PANCREAS: Normal in size with uniform echotexture. No focal lesion detected.

SPLEEN: Normal in size with uniform echotexture. No focal lesion..

B/ L KIDNEYS: Normal in size, position, shape, parenchyma and outline. No hydronephrosis or calculus or mass.

UR.BLADDER- appears partial at scan with normal Ub wall thickness with no evidence of any calculus or mass lesion within the lumen.

PROSTATE appears normal in size

No free fluid or significant mesentric lymphadenopathy is noted

Bowel loops appears normal with normal wall thickness & peristalsis.

CONCLUSION:- USG findings are s/o no significant diagnostic abnormality.

CONSULTANT RADIOLOGIST

Note: In case of any discrepancy due to typing error kindly get it rectified immediately

Report accuracy is 95% due to technical limitations. it is just clinical opinion. not the diagnosis please correlate with your clinical findings. and if there is any discrepancy, please send again to review or get further investigated. It's not for medico legal case.

For Emergency & Ambulance Dial : 08941095341, 42, 43 | Toll Free No. : 1800 212 2690

📍 : Near Sasni Gate, Agra Raod, Aligarh-202 001 (U.P.) INDIA | ✉ : hrrusahospital@gmail.com