



PARKLINE DIAGNOSTICS PVT. LTD.

L.G. 3, 4 & 5, Bhuvana Towers, S.D. Road, Secunderabad - 500 003 Tel : 040-42038139, 27845852
7995421787, 7093445852 Email : parklinediagnostics@gmail.com www.parklinediagnostics.com



NABL Accredited
Certificate No.:MC-2566

TEST REPORT

Name : **MR.RAVI KUMAR CHAKKA LEELA VENKATA** TID/SID : UMR1402040/ 27373852
 : **KRISHNA [155792]**
 Age / Gender : 58 years / Male Registered on : 23-Mar-2024 / 08:27 AM
 Ref.By : - Collected on : 23-Mar-2024 / 08:27 AM
 Req.No  Reported on : 23-Mar-2024 / 12:51 PM
 BIL4078677 Reference : Medi Wheel

DEPARTMENT OF CLINICAL PATHOLOGY

Complete Urine Examination (CUE), Urine

Investigation	Observed Value	Units	Biological Reference Interval
Colour Method:Photo detectors(instrument)	Yellow		Light Yellow
Appearance Method:Photo diode array sensor	Clear		Clear
Specific gravity Method:Ion concentration/colour indicator	1.010		1.003-1.030
Reaction and pH Method:Double Indicator	6.0		5.0-8.0
Protein Method:Protein Error of pH indicators	Negative		Negative
Glucose Method:Double sequential enzymatic/GOD-PAP	Negative		Negative
Urobilinogen Method:Reagent strip/Reflectance photometry	Negative		0.2-1.0 mg%
Ketones Method:Strip method/Nitroprusside method	Negative		Negative
Blood Method:Peroxidase	Negative		Negative
Bile Salt Method:Hays Method	Negative		Negative
Bile Pigment Method:Fouchets Method	Negative		Negative
Microscopic Examination			
Pus cells (leukocytes) Method:Microscopy Of Sediment	1 - 2	/hpf	0-5 /hpf
RBC (erythrocytes) Method:Microscopy Of Sediment	Nil	/hpf	0-2 /hpf
Epithelial cells Method:Microscopy Of Sediment	Nil	/hpf	0-8 /hpf
Crystals Method:Microscopy Of Sediment	Nil	/lpf	Nil /lpf

Lab Timings (Weekdays) : 7.00 am to 8.30 pm
Sundays & Holidays : 7.00 am to 1.00 pm

Radiologists Timings (Weekdays) : 7.30 am to 1.30 pm
& 5.45 pm to 7.45 pm
Sundays & Holidays : 7.30 am to 9.30 am



PARKLINE DIAGNOSTICS PVT. LTD.

L.G. 3, 4 & 5, Bhuvana Towers, S.D. Road, Secunderabad - 500 003 Tel : 040-42038139, 27845852
7995421787, 7093445852 Email : parklinediagnostics@gmail.com www.parklinediagnostics.com



NABL Accredited
Certificate No.:MC-2566

TEST REPORT

Name : **MR.RAVI KUMAR CHAKKA LEELA VENKATA KRISHNA [155792]** TID/SID : UMR1402040/ 27373852
 Age / Gender : 58 years / Male Registered on : 23-Mar-2024 / 08:27 AM
 Ref.By : - Collected on : 23-Mar-2024 / 08:27 AM
 Req.No :  Reported on : 23-Mar-2024 / 12:51 PM
 BIL4078677 Reference : Medi Wheel

DEPARTMENT OF CLINICAL PATHOLOGY

Complete Urine Examination (CUE), Urine

Investigation	Observed Value	Units	Biological Reference Interval
Casts	Nil	/lpf	Nil
Method:Microscopy Of Sediment			/lpf
Others	Nil		Nil
Method:Microscopy Of Sediment			

* Sample processed at Parkline

--- End Of Report ---



Yatish Sai

Dr. Yatish Sai Lanke
Regd. No: 00856
MD PATHOLOGY



PARKLINE DIAGNOSTICS PVT. LTD.

L.G. 3, 4 & 5, Bhuvana Towers, S.D. Road, Secunderabad - 500 003 Tel : 040-42038139, 27845852
7995421787, 7093445852 Email : parklinediagnostics@gmail.com www.parklinediagnostics.com



NABL Accredited
Certificate No.:MC-2566

TEST REPORT

Name : **MR.RAVI KUMAR CHAKKA LEELA VENKATA** TID/SID : UMR1402040/ 27373850
: **KRISHNA [155792]**
Age / Gender : 58 years / Male Registered on : 23-Mar-2024 / 08:27 AM
Ref.By : - Collected on : 23-Mar-2024 / 08:27 AM
Req.No :  Reported on : 23-Mar-2024 / 12:39 PM
BIL4078677 Reference : Medi Wheel

DEPARTMENT OF HEMATOLOGY

Blood Grouping ABO And Rh Typing, EDTA Whole Blood

Parameter	Results
Blood Grouping (ABO)	B
Rh Typing (D)	POSITIVE -
Method:Agglutination	

* Sample processed at Parkline

--- End Of Report ---



Yatish Sai

Dr. Yatish Sai Lanke
Regd. No: 00856
MD PATHOLOGY




PARKLINE DIAGNOSTICS PVT. LTD.

L.G. 3, 4 & 5, Bhuvana Towers, S.D. Road, Secunderabad - 500 003 Tel : 040-42038139, 27845852
7995421787, 7093445852 Email : parklinediagnostics@gmail.com www.parklinediagnostics.com



NABL Accredited
Certificate No.:MC-2566

TEST REPORT

Name : **MR.RAVI KUMAR CHAKKA LEELA VENKATA KRISHNA [155792]** TID/SID : UMR1402040/ 27373850
 Age / Gender : 58 years / Male Registered on : 23-Mar-2024 / 08:27 AM
 Ref.By : - Collected on : 23-Mar-2024 / 08:27 AM
 Req.No :  Reported on : 23-Mar-2024 / 12:39 PM
 BIL4078677 Reference : Medi Wheel

DEPARTMENT OF HEMATOLOGY

Complete Blood Picture (CBP), EDTA Whole Blood

Investigation	Observed Value	Units	Biological Reference Interval
Hemoglobin Method:Spectrophotometry	14.0	g/dL	13.0-17.0 g/dL
Erythrocyte Count(RBC) Method:Electrical Impedence	4.2	mill /cu.mm	4.5-5.5 mill /cu.mm
PCV/HCT Method:Numeric Integration	40	%	40-50 %
MCV Method:Calculated	95	fL	83-101 fL
MCH Method:Calculated	32.7	pg	27-32 pg
MCHC Method:Calculated	34.3	gm/dL	31.5-34.5 gm/dL
RDW (CV) Method:Calculated	15.7	%	11.6-14.0 %
Total WBC Count Method:Impedence flowcytometry/Light scattering	9.8	10 ³ /μL	4-10 10cap;3/μL 10 ³ /μL
Differential Count			
Neutrophils Method:Flowcytometry/Microscopy	61	%	40-80 %
Lymphocytes Method:Flowcytometry/Microscopy	28	%	20-40 %
Monocytes Method:Flowcytometry/Microscopy	7	%	2-10 %
Eosinophils Method:Flowcytometry/Microscopy	4	%	1-6 %
Basophils Method:Flowcytometry/Microscopy	0	%	0-2 %
Absolute Neutrophil Count	5.98	10 ³ /μL	2.0-7.0 10 ³ /μL
Absolute Lymphocyte Count	2.74	10 ³ /μL	1.0-3.0 10 ³ /μL

Lab Timings (Weekdays) : 7.00 am to 8.30 pm
Sundays & Holidays : 7.00 am to 1.00 pm

Radiologists Timings (Weekdays) : 7.30 am to 1.30 pm
& 5.45 pm to 7.45 pm
Sundays & Holidays : 7.30 am to 9.30 am



PARKLINE DIAGNOSTICS PVT. LTD.

L.G. 3, 4 & 5, Bhuvana Towers, S.D. Road, Secunderabad - 500 003 Tel : 040-42038139, 27845852
7995421787, 7093445852 Email : parklinediagnostics@gmail.com www.parklinediagnostics.com



NABL Accredited
Certificate No.:MC-2566

TEST REPORT

Name : **MR.RAVI KUMAR CHAKKA LEELA VENKATA** TID/SID : UMR1402040/ 27373850
 : **KRISHNA [155792]**
 Age / Gender : 58 years / Male Registered on : 23-Mar-2024 / 08:27 AM
 Ref.By : - Collected on : 23-Mar-2024 / 08:27 AM
 Req.No  Reported on : 23-Mar-2024 / 12:39 PM
 BIL4078677 Reference : Medi Wheel

DEPARTMENT OF HEMATOLOGY

Complete Blood Picture (CBP), EDTA Whole Blood

Investigation	Observed Value	Units	Biological Reference Interval
Absolute Monocyte Count	0.69	10 ³ /μL	0.20-1.0 10 ³ /μL
Absolute Eosinophils Count	0.39	10 ³ /μL	0.02-0.5 10 ³ /μL
Absolute Basophil Count	00	10 ³ /μL	0.02-0.1 10 ³ /μL
Platelet Count	150	10 ³ /μL	150-410 10 ³ /μL
Method:Electrical Impedence			

Peripheral Smear

RBC Normocytic and Normochromic, Macrocytes+.
 Method:Microscopy
 WBC Within normal limits.No abnormal cells seen.
 Method:Microscopy
 Platelets Adequate. Platelets aggregates seen.
 Method:Microscopy

* Sample processed at Parkline

--- End Of Report ---



Yatish Sai

Dr. Yatish Sai Lanke
Regd. No: 00856
MD PATHOLOGY




PARKLINE DIAGNOSTICS PVT. LTD.

L.G. 3, 4 & 5, Bhuvana Towers, S.D. Road, Secunderabad - 500 003 Tel : 040-42038139, 27845852
7995421787, 7093445852 Email : parklinediagnostics@gmail.com www.parklinediagnostics.com



NABL Accredited
Certificate No.:MC-2566

TEST REPORT

Name : **MR.RAVI KUMAR CHAKKA LEELA VENKATA KRISHNA [155792]** TID/SID : UMR1402040/ 27373850
 Age / Gender : 58 years / Male Registered on : 23-Mar-2024 / 08:27 AM
 Ref.By : - Collected on : 23-Mar-2024 / 08:27 AM
 Req.No :  Reported on : 23-Mar-2024 / 12:39 PM
 BIL4078677 Reference : Medi Wheel

DEPARTMENT OF HEMATOLOGY

Erythrocyte Sedimentation Rate (ESR), Sodium Citrate Whole Blood

Investigation	Observed Value	Units	Biological Reference Intervals
ESR 1st Hour	10	mm/hour	0-10 mm/hour
Method:Westergren			

* Sample processed at Parkline

--- End Of Report ---



Yatish Sai

Dr. Yatish Sai Lanke
Regd. No: 00856
MD PATHOLOGY






PARKLINE DIAGNOSTICS PVT. LTD.

L.G. 3, 4 & 5, Bhuvana Towers, S.D. Road, Secunderabad - 500 003 Tel : 040-42038139, 27845852
7995421787, 7093445852 Email : parklinediagnostics@gmail.com www.parklinediagnostics.com

TEST REPORT

Name : **MR.RAVI KUMAR CHAKKA LEELA VENKATA** TID/SID : UMR1402040/ 27373852F
: **KRISHNA [155792]**
Age / Gender : 58 years / Male Registered on : 23-Mar-2024 / 08:27 AM
Ref.By : - Collected on : 23-Mar-2024 / 08:27 AM
Req.No :  Reported on : 23-Mar-2024 / 15:08 PM
Reference : Medi Wheel
BIL4078677

DEPARTMENT OF CLINICAL CHEMISTRY I

Blood Urea Nitrogen (BUN), Serum

Investigation	Observed Value	Units	Biological Reference Interval
Blood Urea Nitrogen.	11.6	mg/dL	7-23 mg/dL
Method:Calculated			

Creatinine, Serum

Investigation	Observed Value	Units	Biological Reference Interval
Creatinine.	1.03	mg/dL	0.60-1.30 mg/dL
Method:Alkaline Picrate			

Glucose Urine Fasting

Investigation	Observed Value
Urine Glucose Fasting	Nil
Method:Reagent strip/Reflectance photometry	

* Sample processed at Parkline

--- End Of Report ---



Yatish Sai

Dr. Yatish Sai Lanke
Regd. No: 00856
MD PATHOLOGY




PARKLINE DIAGNOSTICS PVT. LTD.

L.G. 3, 4 & 5, Bhuvana Towers, S.D. Road, Secunderabad - 500 003 Tel : 040-42038139, 27845852
7995421787, 7093445852 Email : parklinediagnostics@gmail.com www.parklinediagnostics.com



NABL Accredited
Certificate No.:MC-2566

TEST REPORT

Name : **MR.RAVI KUMAR CHAKKA LEELA VENKATA** TID/SID : UMR1402040/ 27373853F
 : **KRISHNA [155792]**
 Age / Gender : 58 years / Male Registered on : 23-Mar-2024 / 08:27 AM
 Ref.By : - Collected on : 23-Mar-2024 / 08:27 AM
 Req.No :  Reported on : 23-Mar-2024 / 15:08 PM
 BIL4078677 Reference : Medi Wheel

DEPARTMENT OF CLINICAL CHEMISTRY I

Glucose Fasting (FBS), Sodium Fluoride Plasma

Investigation	Observed Value	Units	Biological Reference Interval
Glucose Fasting Method:GOD - PAP	110	mg/dL	Normal: <100 Impaired FG: 100-125 Diabetic : >/=126 mg/dL

* Sample processed at Parkline

--- End Of Report ---



Yatish Sai

Dr. Yatish Sai Lanke
Regd. No: 00856
MD PATHOLOGY




PARKLINE DIAGNOSTICS PVT. LTD.

L.G. 3, 4 & 5, Bhuvana Towers, S.D. Road, Secunderabad - 500 003 Tel : 040-42038139, 27845852
7995421787, 7093445852 Email : parklinediagnostics@gmail.com www.parklinediagnostics.com



NABL Accredited
Certificate No.:MC-2566

TEST REPORT

Name : **MR.RAVI KUMAR CHAKKA LEELA VENKATA KRISHNA [155792]** TID/SID : UMR1402040/ 27373853P
 Age / Gender : 58 years / Male Registered on : 23-Mar-2024 / 08:27 AM
 Ref.By : - Collected on : 23-Mar-2024 / 08:27 AM
 Req.No :  Reported on : 23-Mar-2024 / 15:08 PM
 BIL4078677 Reference : Medi Wheel

DEPARTMENT OF CLINICAL CHEMISTRY I

Glucose Post Prandial (PPBS), Sodium Fluoride Plasma

Investigation	Observed Value	Units	Biological Reference Interval
Glucose Post Prandial Method:GOD - PAP	124	mg/dL	Normal : 90 - 140 Impaired Glucose Tolerance: 141-199 Diabetic : \geq 200 mg/dL

* Sample processed at Parkline

--- End Of Report ---



Yatish Sai

Dr. Yatish Sai Lanke
Regd. No: 00856
MD PATHOLOGY



PARKLINE DIAGNOSTICS PVT. LTD.

L.G. 3, 4 & 5, Bhuvana Towers, S.D. Road, Secunderabad - 500 003 Tel : 040-42038139, 27845852
7995421787, 7093445852 Email : parklinediagnostics@gmail.com www.parklinediagnostics.com

TEST REPORT

Name : **MR.RAVI KUMAR CHAKKA LEELA VENKATA KRISHNA [155792]** TID/SID : UMR1402040/ 27373850
Age / Gender : 58 years / Male Registered on : 23-Mar-2024 / 08:27 AM
Ref.By : - Collected on : 23-Mar-2024 / 08:27 AM
Req.No :  Reported on : 23-Mar-2024 / 15:08 PM
BIL4078677 Reference : Medi Wheel

DEPARTMENT OF CLINICAL CHEMISTRY I

Glycosylated Hemoglobin (HbA1C), EDTA Whole Blood

Investigation	Observed Value	Units	Biological Reference Interval
Glycosylated Haemoglobin Method:High Performance Liquid Chromatography(HPLC)	5.2	%	< 5.7% : Normal 5.7% - 6.4% : Prediabetes > 6.4% Diabetes
Mean Plasma Glucose (MPG) Estimate Method:Derived from HBA1c	102	mg/dL	Excellent Control : 90 to 120 Good Control : 121 to 150 Average Control : 151 to 180 Panic Value : > 211 mg/dL

Note:Mean Plasma Glucose is calculated from HBA1c value and it indicates Average Blood Sugar level over the past three months.

INTERPRETATION :

- Glycated hemoglobin (glycohemoglobin / HbA1c) is a form of hemoglobin (Hb) that is chemically linked to a sugar.
- A1c is measured primarily to determine the three-month average blood sugar level and can be used as a diagnostic test for diabetes mellitus and as an assessment test for glycemic control in people with diabetes.
- In diabetes, higher amounts of glycated hemoglobin, indicating poorer control of blood glucose levels, have been associated with cardiovascular disease, nephropathy, neuropathy, and retinopathy.
- American diabetes Association (ADA) recommends an A1C goal for many non pregnant adults of < 7% (without significant hypoglycemia). On the basis of provider judgment and patient preference, achievement of lower A1C levels than the goal of 7% may be acceptable, and even beneficial, if it can be achieved safely without significant hypoglycemia or other adverse effects of treatment. Less stringent A1C goals (such as < 8%) may be appropriate for patients with severe hypoglycemia, extensive co morbid conditions etc, or where the harms of treatment are greater than the benefits.
- Glycemic goals for some older adults might reasonably be relaxed as part of individualized care, but hyperglycemia leading to symptoms or risk of acute hyperglycemia complications should be avoided in all patients.

* Sample processed at Parkline

--- End Of Report ---



Yatish Sai

Dr. Yatish Sai Lanke
Regd. No: 00856
MD PATHOLOGY



PARKLINE DIAGNOSTICS PVT. LTD.

L.G. 3, 4 & 5, Bhuvana Towers, S.D. Road, Secunderabad - 500 003 Tel : 040-42038139, 27845852
7995421787, 7093445852 Email : parklinediagnostics@gmail.com www.parklinediagnostics.com



NABL Accredited
Certificate No.:MC-2566

TEST REPORT

Name : **MR.RAVI KUMAR CHAKKA LEELA VENKATA KRISHNA [155792]** TID/SID : UMR1402040/ 27373851
 Age / Gender : 58 years / Male Registered on : 23-Mar-2024 / 08:27 AM
 Ref.By : - Collected on : 23-Mar-2024 / 08:27 AM
 Req.No :  Reported on : 23-Mar-2024 / 13:56 PM
 Reference : Medi Wheel

BIL4078677

DEPARTMENT OF CLINICAL CHEMISTRY I

Lipid Profile, Serum

Investigation	Observed Value	Units	Biological Reference Interval
Total Cholesterol Method:CHOD-PAP	172	mg/dL	Desirable Level: < 200 Borderline : 200 - 239 High : > 240 mg/dL
HDL Cholesterol Method:Enzymatic Reaction	42	mg/dL	<40:Major risk factor for heart disease 40-59:The higher,the better >=60:Considered protective against heart disease mg/dL
LDL Cholesterol Method:Calculated	114	mg/dL	< 100 mg/dL
VLDL Cholesterol Method:Calculated	16	mg/dL	10-55 mg/dL
Triglycerides Method:GPO-POD	83	mg/dL	Normal:<150 Borderline:150-199 High:200-499 Very High:>=500 mg/dL
Chol/HDL Ratio Method:Calculated	4.10		Normal : <4 Low risk : 4 - 6 High risk : >6
LDL Cholesterol/HDL Ratio Method:Calculated	2.71		Ideal : < 2 Good : 2 – 5 Bad : > 5

* Sample processed at Parkline

--- End Of Report ---



Yatish Sai

Dr. Yatish Sai Lanke
Regd. No: 00856
MD PATHOLOGY



PARKLINE DIAGNOSTICS PVT. LTD.

L.G. 3, 4 & 5, Bhuvana Towers, S.D. Road, Secunderabad - 500 003 Tel : 040-42038139, 27845852
7995421787, 7093445852 Email : parklinediagnostics@gmail.com www.parklinediagnostics.com



NABL Accredited
Certificate No.:MC-2566

TEST REPORT

Name : **MR.RAVI KUMAR CHAKKA LEELA VENKATA** TID/SID : UMR1402040/ 27373851
: **KRISHNA [155792]** Registered on : 23-Mar-2024 / 08:27 AM
Age / Gender : 58 years / Male Collected on : 23-Mar-2024 / 08:27 AM
Ref.By : - Reported on : 23-Mar-2024 / 13:56 PM
Req.No :  Reference : Medi Wheel
BIL4078677

DEPARTMENT OF CLINICAL CHEMISTRY I

Liver Function Test (LFT), Serum

Investigation	Observed Value	Units	Biological Reference Interval
Total Bilirubin. Method:Diazo with sulphanilic acid	0.77	mg/dL	0.3-1.2 mg/dL
Direct Bilirubin. Method:Diazo with sulphanilic acid	0.25	mg/dL	0.00-0.40 mg/dL
Indirect Bilirubin. Method:Calculated	0.52	mg/dL	0.2-0.8 mg/dL
Alanine Aminotransferase ,(ALT/SGPT) Method:IFCC without P5P	20	U/L	10-40 U/L
Aspartate Aminotransferase,(AST/SGOT) Method:IFCC without P5P	21	U/L	10-40 U/L
ALP (Alkaline Phosphatase). Method:AMP-IFCC	67	U/L	30-115 U/L
PROTEINS			
Total Protein. Method:Biuret	7.54	g/dL	6.0-8.0 g/dL
Albumin. Method:Bromocresol Green (BCG)	4.33	g/dL	3.5-4.8 g/dL
Globulin. Method:Calculated	3.21	g/dL	2.3-3.5 g/dL
A/GRatio. Method:Calculated	1.35		0.8-2.0
Gamma GT. Method:IFCC-Enzymatic	21	U/L	7.0-50.0 U/L

* Sample processed at Parkline

--- End Of Report ---



Yatish Sai

Dr. Yatish Sai Lanke
Regd. No: 00856
MD PATHOLOGY




PARKLINE DIAGNOSTICS PVT. LTD.

L.G. 3, 4 & 5, Bhuvana Towers, S.D. Road, Secunderabad - 500 003 Tel : 040-42038139, 27845852
7995421787, 7093445852 Email : parklinediagnostics@gmail.com www.parklinediagnostics.com



TEST REPORT

Name : **MR.RAVI KUMAR CHAKKA LEELA VENKATA KRISHNA [155792]** TID/SID : UMR1402040/ 27373851
Age / Gender : 58 years / Male Registered on : 23-Mar-2024 / 08:27 AM
Ref.By : - Collected on : 23-Mar-2024 / 08:27 AM
Req.No :  Reported on : 23-Mar-2024 / 16:02 PM
Reference : Medi Wheel
BIL4078677

DEPARTMENT OF CLINICAL CHEMISTRY I

Prostate Specific Antigen (PSA) Total, Serum

Investigation	Observed Value	Biological Reference Interval
Prostate Specific Antigen (PSA) Total	1.50 ng/mL	0-3.9 ng/mL
Method:Enhanced chemiluminescence		

Interpretation:

- 1.Prostate specific antigen (PSA) is a glycoprotein that is expressed by both normal and neoplastic prostate tissue
- 2.Elevated serum PSA concentrations are found in men with prostate cancer, benign prostatic hyperplasia (BPH) or inflammatory conditions of other adjacent genitourinary tissues. PSA can also be elevated after digital rectal examination,prostatic massage,cystoscopy,needle biopsy etc
- 3.Measurement of serum PSA by itself is not recommended as a screening procedure for the diagnosis of cancer because elevated PSA levels are also observed in patients with benign prostatic hyperplasia.
4. When employed for the management of prostate cancer patients, serial measurement of PSA is useful in detecting residual tumor and recurrent cancer after radical prostatectomy.
- 5.PSA has been demonstrated to be an accurate marker for monitoring advanced clinical stage in untreated patients and for monitoring response to therapy by radical prostatectomy, radiation therapy and anti-androgen therapy.

* Sample processed at Parkline

--- End Of Report ---





Dr V G Mallika
Regd. No: 63194
MD PATHOLOGY




PARKLINE DIAGNOSTICS PVT. LTD.

L.G. 3, 4 & 5, Bhuvana Towers, S.D. Road, Secunderabad - 500 003 Tel : 040-42038139, 27845852
7995421787, 7093445852 Email : parklinediagnostics@gmail.com www.parklinediagnostics.com



NABL Accredited
Certificate No.:MC-2566

TEST REPORT

Name : **MR.RAVI KUMAR CHAKKA LEELA VENKATA** TID/SID : UMR1402040/ 27373851
: **KRISHNA [155792]** Registered on : 23-Mar-2024 / 08:27 AM
Age / Gender : 58 years / Male Collected on : 23-Mar-2024 / 08:27 AM
Ref.By : - Reported on : 23-Mar-2024 / 16:02 PM
Req.No  Reference : Medi Wheel
BIL4078677

DEPARTMENT OF CLINICAL CHEMISTRY I

Thyroid Profile (T3,T4,TSH), Serum

Investigation	Observed Value	Units	Biological Reference Interval
Triiodothyronine Total (T3) Method:Enhanced chemiluminescence	1.58	ng/mL	0.970-1.69 ng/mL
Thyroxine Total (T4) Method:Enhanced chemiluminescence	10.9	µg/dL	5.53-11.0 µg/dL
Thyroid Stimulating Hormone (TSH) Method:Enhanced chemiluminescence	1.85	µIU/mL	0.400-4.049 µIU/mL

Note: Change in method and reference range
NOTE:

TSH - Reference ranges during pregnancy:*

1st Trimester : 0.10 - 2.50

2nd Trimester : 0.20 - 3.00

3dr Trimester : 0.30 - 3.00

*As per the Guidelines of American Thyroid Association for the diagnosis and management of thyroid disease during pregnancy and post partum.

1.Primary Hyperthyroidism is accompanied by elevated T3 & T4 values along with depressed TSH level.

2.Primary Hypothyroidism is accompanied by depressed T3 & T4 levels and elevated TSH levels.

3.Normal T4 levels accompanied by high T3 levels are seen in patients with T3 Thyrotoxicosis.

4.Slightly elevated T3 levels may be found in pregnancy and estrogen therapy, while depressed levels may be encountered in severe illness, malnutrition, renal failure and during therapy with drugs like propranolol and propylthiouracil.

5.Although elevated TSH levels are nearly always indicative of primary hypothyroidism, rarely they can result form TSH secreting pituitary tumors(secondary).

* Sample processed at Parkline

--- End Of Report ---

V.G.Mallika

Dr V G Mallika
Regd. No: 63194
MD PATHOLOGY





PARKLINE DIAGNOSTICS PVT. LTD.

L.G. 3, 4 & 5, Bhuvana Towers, S.D. Road, Secunderabad - 500 003 Tel : 040-42038139, 27845852
7995421787, 7093445852 Email : parklinediagnostics@gmail.com www.parklinediagnostics.com



NABL Accredited
Certificate No.:MC-2566

TEST REPORT

Name : **MR.RAVI KUMAR CHAKKA LEELA VENKATA** TID/SID : UMR1402040/ 27373851
 : **KRISHNA [155792]**
 Age / Gender : 58 years / Male Registered on : 23-Mar-2024 / 08:27 AM
 Ref.By : - Collected on : 23-Mar-2024 / 08:27 AM
 Req.No :  Reported on : 23-Mar-2024 / 13:56 PM
 BIL4078677 Reference : Medi Wheel

DEPARTMENT OF CLINICAL CHEMISTRY I

Uric Acid, Serum

Investigation	Observed Value	Units	Biological Reference Interval
Uric Acid.	5.11	mg/dL	2.5-8.0 mg/dL
Method:Uricase			

* Sample processed at Parkline

--- End Of Report ---



Yatish Sai

Dr. Yatish Sai Lanke
Regd. No: 00856
MD PATHOLOGY





PARKLINE DIAGNOSTICS PVT. LTD.

L.G. 3, 4 & 5, Bhuvana Towers, S.D. Road, Secunderabad - 500 003 Tel : 040-42038139, 27845852
7995421787, 7093445852 Email : parklinediagnostics@gmail.com www.parklinediagnostics.com

TEST REPORT

Name : **MR.RAVI KUMAR CHAKKA LEELA VENKATA KRISHNA [155792]** TID/SID : UMR1402040/ 27373852
 Age / Gender : 58 years / Male Registered on : 23-Mar-2024 / 08:27 AM
 Ref.By : - Collected on : 23-Mar-2024 / 08:27 AM
 Req.No :  Reported on : 23-Mar-2024 / 15:56 PM
 BIL4078677 Reference : Medi Wheel

DEPARTMENT OF HEALTH CHECKUP

Glucose Urine Post Prandial

Urine Glucose Post Prandial	Nil	NIL
Method:Reagent strip/Reflectance photometry		

* Sample processed at Parkline

--- End Of Report ---

V.G.Mallika



Dr V G Mallika
Regd. No: 63194
MD PATHOLOGY





PARKLINE DIAGNOSTICS PVT. LTD.

L.G. 3, 4 & 5, Bhuvana Towers, S.D. Road, Secunderabad - 500 003.


Tel :+91 40-42038139, 2784 5852, 7995421787, 7093445852,

Email parklinediagnostics@gmail.com www.parklinediagnostics.com



NABL Accredited
Certificate No.MC-2566

MEDICAL EXAMINATION REPORT

Name	Mr. Ravi Kumar Chakka Leela		Date :	23/3/2024	
Company	Venkata Krishna 9885186227 (Medi wheel)		Reg. No. :	4078677	
Contact No.	9885186227		Sex	<input checked="" type="checkbox"/> M	Age : <input type="checkbox"/> 58
Type	Pre-Emp		Emp. No.:		
	Overseas		Height	159cm	
	Annual		Weight	65 kgs	
Remarks	Both physical & lab parameters within (N) limits.				
Fitness Status	Medically Fit / Unfit		 DR. PRIYANKA SANNIDHI Physician's Signature MBBS Regn No. 11351		

COMPREHENSIVE MEDICAL EXAMINATION REPORT

NAME Mr. Ravi Kumar Chalka Leela Venkatesh Krishna

AGE 58 yrs/male

MARITAL STATUS Married CHILDREN : M F

IDENTIFICATION (IF ANY) A mole on the chest (right).

PAST HISTORY

Any family H/o : High Blood Pressure, Heart Disease, Tuberculosis, Diabetes, Asthma, Cancer

Father

Any personal H/o Major illness like : Typhoid.....NIL Jaundice.....NIL Etc.

Any H/o STD..... Skin infection.....NIL

H/o Blood Transfusion..... Recent Vaccination.....COVISHIELD x 2 doses.

H/o Epilepsy.....NIL Giddiness.....NIL

H/o Surgery..... Fracture in the past.....NIL

Any Personal H/O.

High Blood Pressure, Heart Disease Tuberculosis, Diabetes, Asthma, Cancer

X-2004

Drug Abuse, Drug Allergy, Micturition, Bowels, Alcohol, Smoking, Sleep, MC, Wt. Loss/Wt. Gain

Present illness / Medication —

GENERAL EXAMINATION

Conjunctiva :
Skin :
Ears :
Nose :
Throat & Oral Cavity :

NAD

Bone, Joints : (N)
Nutritional Status : well nourished
Lymph Nodes : NPD
Edema Feet : NIL
Varicose Veins : NIL

Distant Vision : Near Vision :

Right Eye: 6/18 + 2.25 sph 6/11

With glasses / Without glasses

left Eye: 6/18 + 2.25 sph 6/11

with glasses / without glasses

Right Eye: N10 + 5.25 sph N6

With glasses / Without glasses

left Eye: N10 + 5.25 sph N6

with glasses / without glasses

Colour Vision: Both normal

Dr. KATTA
Ophthalmologist's Signature
Regd. 8961 (A.M.C.)

Right Ear

Left Ear

Hearing :

Rinee's Test ;

Weber Test :

Discharge :

SYSTEMIC EXAMINATION

Pulse : 86 bpm

B.P. : 120/80/70

Lungs :
A. Shape of Chest B/C symmetrical
B. Breath Sounds B/C clear ⊕
C. Adventitious Sounds NO

Heart :
A. Sounds S₁ S₂ ⊕
B. Murmurs NO

Abdomen :
A. Liver
B. Spleen
C. Piles
D. Any Lump
NAD

General :
A. Hernia
B. Hydrocele
C. Varicocele
NAD

Nervous System

A. Higher Function :
B. Cranial Nerves :
C. Sensory System : Ⓜ
D. Motor System :
E. Jerks :


Present : Pt

Lt. _____

CANDIDATE'S DECLARATION

I hereby solemnly declare that I am not suffering from Asthma, Hypertension, Diabetes, Occult Psychological disorders or any other ailment which can be suppressed without my voluntary declaration.

Date :


Signature

Place :

Note : General Physical Examination and Investigation included in the health check-up Have certain limitations and may not be able to detect all latent and asymptomatic diseases. Any new symptoms developing after the health check-up or persisting thereafter should be brought to the attention of the treating physician.



PARKLINE DIAGNOSTICS PVT. LTD.

L.G. 3, 4 & 5, Bhuvana Towers, Sarojini Devi Road, Secunderabad - 500 003 Tel : 040 - 4203 8139, 2784 5852
7995421787, 7093445852 Email : parklinediagnostics@gmail.com...www.parklinediagnostics.com



NABL Accredited
Certificate No. MC-2566

ENT EXAMINATION

S. No. 4878677

Emp. No. :

Date 23/3/2024

Name Mr. Ravi Kumar Chakka
Leda Venkata Krishna

Age 58 Yrs

Sex M/F

EARS :

Right

Left

EAC :

(N)

(N)

TM :

(N)

(N)

TFT :

Right: Rinne's A > Bc

Left: A > Bc

NOSE :

was not
A > Bc same as examined
DNS to (L) with spur on floor

THROAT :

AP/TF | PPW (N)

NECK :

No cent/lets neck swelling

IMPRESSION :

DNS to (L) = spur on floor

Dr. D. Hari Krishna Reddy
Consultant ENT MS (ENT)
Head & Neck Surgeon
Reg. No: 88379

Name : CHLVK. Ravikumar Sex : M Age : 58

Pt. has come for routine dental checkup.

Date : 23/3/24


OPD No : 1812

O/E
 =

U/L complete dentures.

Calculus - +

Dr. Khiran

Smilesss 
 MULTI SPECIALITY DENTAL CLINIC
Smile Confidential... Not Confidential...
 B.D.S, IMPLANTOLOGIST (USA)
 1-3-1, Rajamudaliar Street, Kalasiguda
 Secunderabad, Cell : 897791055



PARKLINE DIAGNOSTICS PVT. LTD.

L.G. 3, 4 & 5, Bhuvana Towers, Sarojini Devi Road, Secunderabad - 500 003 Tel : 040 - 4203 8139, 2784 5852
7995421787, 7093445852 Email : parklinediagnostics@gmail.com www.parklinediagnostics.com

TEST REPORT

Name : **Mr . RAVI KUMAR CHAKKA LEELA VENKA**
Age / Gender : 58 Years / Male
Ref.By :
Req. No : BIL4078677

TID : UMR1402040
Registered on : 23-Mar-2024 08:27 AM
Reported On : 23-Mar-2024 11:09 AM
Reference : Medi Wheel

DEPARTMENT OF ULTRASOUND Ultrasound Whole Abdomen

LIVER : 13.9 cms. Normal in size and increased echotexture. No focal lesions.

No IHBD /CBD dilatation. Portal vein is normal in size.

SPLEEN : 8.1 cms. Normal in size and echotexture. No focal lesion seen.

GALL BLADDER : Well distended. No sludge / gall stones / sol.
Gall bladder -Wall thickness is normal.
No pericholecystic oedema.

PANCREAS : Normal in size and echotexture.No calcification / sol.
Pancreatic duct is normal. No peripancreatic fluid collection.

RIGHT KIDNEY : 9.2 x 4.7 cms.
Normal in size and echotexture.
Cortical thickness is normal.
No evidence of calculi / sol.
Pelvi calyceal system is normal.

LEFT KIDNEY : 11.0 x 5.2 cms.
Normal in size and echotexture.
Cortical thickness is normal.
No evidence of calculi / sol.
Pelvi calyceal system is normal.

URINARY BLADDER : Well distended. Normal in contour.
Wall thickness is normal. No calculus / sol.

PREVOID : 307 ml.

POST VOID RESIDUE : 54 ml.

PROSTATE : Measuring 5.1 x 3.4 x 3.5 cms(Vol: 32.6 cc). Enlarged in size. Normal echotexture.
No calcification / sol.
No pre or para aortic adenopathy / ascites noted.

IMPRESSION : Grade I fatty liver.
Grade I prostatomegaly.
Clinical correlation.


Dr. SATHVINDER
MDRD
Regd.No: 56064
Consultant Radiologist



PARKLINE DIAGNOSTICS PVT. LTD.

L.G. 3, 4 & 5, Bhuvana Towers, Sarojini Devi Road, Secunderabad - 500 003 Tel : 040 - 4203 8139, 2784 5852
7995421787, 7093445852 Email : parklinediagnostics@gmail.com www.parklinediagnostics.com

TEST REPORT

Name : Mr . RAVI KUMAR CHAKKA LEELA VENKA
Age / Gender : 58 Years / Male
Ref.By :
Req. No : BIL4078677

TID : UMR1402040
Registered on : 23-Mar-2024 08:27 AM
Reported On : 23-Mar-2024 01:41 PM
Reference : Medi Wheel

X-RAY CHEST PA VIEW

Lung fields are clear.

Cardia is normal.


Hila are normal.

C P angles are free.

Bony cage is normal.

Soft tissues are normal.

IMPRESSION : NORMAL CHEST X-RAY


Dr. PRAJAKTA SUKHADEVE
DNB RADIOLOGY
Reg. No. 68493

PATIENT SUMMARY REPORT

PARKLINE DIAGNOSTICS PVT.LTD

ID : 4078677
NAME : MR C.H.L.V.K.RAVI KUMAR
AGE / SEX : 58 / MALE

HEIGHT (cm) : 159
WEIGHT (kg) : 65
PROTOCOL : MODIFIED BRUCE

REF. BY : MEDIWHEEL
DONE BY : DR PRASHANT P
TECHNICIAN : G.M.SURESH

CASE HISTORY :

MEDICATION :

OBJECT OF TEST : Routine Check Up.

RISK FACTOR : Hypertension.

ACTIVITY : Very Active.

OTHER INVESTIGATION : ECG

REASON FOR TERMINATION : THR ACHIEVED

EXERCISE TOLERANCE : Good (> 10 METS).

EXERCISE INDUCED ARRHYTHMIAS : No.

HAEMO RESPONSE : Normal.

CHRONO RESPONSE : Normal.

FINAL IMPRESSION :

EXTRA COMMENTS :

Int Negative
Dr. P. PRASHANT MARUTI
Consultant Interventional Cardiology
Reg. No. TS/MC/FHW/25860

Confirmed By : _____

Signature

ID: 4078677 23-03-2024 09:45:50 AM
MR.RAVI KUMAR CHAKKA LEELA VEN
KATA KRISHNA
Male 58Years

CARDIART

HR : 77 bpm
P : 103 ms
PR : 131 ms
QRS : 73 ms
QT/QTc : 377/427 ms
P/QRS/T : 47/64/55 °
RV5/SV1 : 1.544/0.436 mV

Diagnosis Information:
Sinus Rhythm
Low T Wave(V5)

WNL
Dr. P. PRASHANT MARUTI
DM, Cardiology
Consultant Interventional Cardiologist
Reg. No. TSMC/PRII/25860

Report Confirmed by:

