


Dr. Gopal
General Medicine
New York Hospital Corporation
Tel: 212-241-2111

Preventive Health Check up
KIMS Kingsway Hospitals
Singapore
Phone No. 749913052



MS. Rajann Mahabadi - 21/01/20
48 - 21/3 - 21/4
8/58 - 21/3 - 21/4
162 - 957

Name: Mr. Dipankar Mahapatra

Date: 01/04/24

Age: 30/10

Sex: M/F

Weight:

ht:

Height:

HR:

DBP:

BP:

mmHg

Pulse:

bpm

mmHg

PMU: NIL

OTC: Mild calculus

- Malalignment

- H/O Eruption (2) wisdom teeth

AXR

Scaling (+)

Vision

Name: Mr. Rajank Mahabey Date: 01.06.24
Age: 36 y/o Sex: M/F Weight: _____ kg Height: _____ cm BMI: _____
BP: _____ mmHg Pulse: _____ bpm RBS: _____ mg

PMH - Nil

- o/c
- Mild calculus
 - Malalignment
 - H/o Eruption (2) wisdom tooth

Axv Scaling (P)

Vishu

DEPARTMENT OF OPHTHALMOLOGY
OUT PATIENT ASSESSMENT RECORD

PRIYANK MOHABEY
36Y(S) 6M(S) 22D(S)/M
MRNP2425000005
9096086520

CONSULT DATE : 01-04-2024
CONSULT ID : OPC2425000051
CONSULT TYPE :
VISIT TYPE : NORMAL
TRANSACTION TYPE :

DR. ASHISH PRAKASHCHANDRA KAMBLE
MBBS, MS, FVRS, FICO
CONSULTANT
DEPT OPHTHALMOLOGY

VITALS

Temp : Pulse : BP (mmHg) : spO2 : Pain Score : Height :
-- °F -- /min -- %RA -- /10 -- cms
Weight : BMI :
-- kgs --

DIAGNOSIS

RE-
LE-

*High myopia
SIP Lasek - dry*

NOTES

GLASS PRESCRIPTION :-
DISTANCE VISION

*Fundus
- tessellated
(CBE)*

EYE SPH CYL AXIS VISION

RIGHT EYE -3.50 -3.00 35 6/6

LEFT EYE -5.50 -5.50 115 6/12

NEAR ADDITION

RIGHT EYE 00 N6

LEFT EYE 00 N10

REMARK-WITH OLD GLASSES

To avoid

CHIEF COMPLAINTS
ROUTINE EYE CHECK UP

*My cataract
(CBE)
(R7L)*

dry

*continue
use of spectacles*

Dr. Ashish Praka
ME

Printed On



KIMS - Kingsway Hospitals
 (A Unit of SPANV Medisearch Lifesciences Pvt. Ltd.)
 44, Kingsway, Near Kasturchand Park, Nagpur,
 Maharashtra, India - 440001.

Ph No.: 1800 266 8346 | Mobile No.: +91-7126789100
 Email : assistance@kimshospitals.com | Website : www.kimshospitals.com

DEPARTMENT OF OPHTHALMOLOGY
 OUT PATIENT ASSESSMENT RECORD

PRIYANK MOHABEY 36Y(S) 6M(S) 22D(S)/M MRNP2425000005 9096086520	CONSULT DATE : 01-04-2024 CONSULT ID : OPC2425000051 CONSULT TYPE : VISIT TYPE : NORMAL TRANSACTION TYPE :	DR. ASHISH PRAKASHCHANDRA KAMBLE MBBS, MS, FVRS, FICO CONSULTANT DEPT OPHTHALMOLOGY
---	---	---

VITALS

Temp : Pulse : BP (mmHg) : spO2 : Pain Score : Height :
 -- °F -- /min -- %RA -- /10 -- cms
 Weight : BMI :
 -- kgs --

CHIEF COMPLAINTS

ROUTINE EYE CHECK UP

DIAGNOSIS

RE-
LE-

*High myopia
 S/P Lasek - dx*

NOTES

GLASS PRESCRIPTION :- *Fundus - tessellated*
 DISTANCE VISION

EYE SPH CYL AXIS VISION

RIGHT EYE -3.50 -3.00 35 6/6

LEFT EYE -5.50 -5.50 115 6/12

NEAR ADDITION

RIGHT EYE 00 N6

LEFT EYE 00 N10


REMARK-WITH OLD GLASSES

*ely cataract
 (CBE)
 (R7L)
 druce
 continue
 use of spectacles*

Dr. Ashish Pr

Printed

To avoid



CLINICAL DIAGNOSTIC LABORATORY
DEPARTMENT OF PATHOLOGY

Patient Name : Mr. PRIYANK MOHABEY	Age / Gender : 36 Y(s)/Male
Bill No/ UMR No : BIL2425000016/MRNP2425000005	Referred By : Dr. Vimmi Goel MBBS,MD
Received Dt : 01-Apr-24 09:03 am	Report Date : 01-Apr-24 10:53 am

HAEMOGRAM

<u>Parameter</u>	<u>Specimen</u>	<u>Results</u>	<u>Biological Reference</u>	<u>Method</u>
Haemoglobin	Blood	15.8	13.0 - 17.0 gm%	Photometric
Haematocrit(PCV)		45.9	40.0 - 50.0 %	Calculated
RBC Count		5.27	4.5 - 5.5 Millions/cumm	Photometric
Mean Cell Volume (MCV)		87	83 - 101 fl	Calculated
Mean Cell Haemoglobin (MCH)		30.1	27 - 32 pg	Calculated
Mean Cell Haemoglobin Concentration (MCHC)		34.5	31.5 - 35.0 g/l	Calculated
RDW		13.6	11.5 - 14.0 %	Calculated
Platelet count		171	150 - 450 10 ³ /cumm	Impedance
WBC Count		7300	4000 - 11000 cells/cumm	Impedance

DIFFERENTIAL COUNT

Neutrophils	62.7	50 - 70 %	Flow Cytometry microscopy
Lymphocytes	31.1	20 - 40 %	Flow Cytometry microscopy
Eosinophils	2.6	1 - 6 %	Flow Cytometry microscopy
Monocytes	3.6	2 - 10 %	Flow Cytometry microscopy
Basophils	0.0	0 - 1 %	Flow Cytometry microscopy
Platelet Neutrophil Count	4577.1	2000 - 7000 /cumm	Calculated



CLINICAL DIAGNOSTIC LABORATORY
DEPARTMENT OF PATHOLOGY

Patient Name : Mr. PRIYANK MOHABEY Age /Gender : 36 Y(s)/Male
Bill No/ UMR No : BIL2425000016/MRNP2425000005 Referred By : Dr. Vimmi Goel MBBS,MD
Received Dt : 01-Apr-24 09:03 am Report Date : 01-Apr-24 10:53 am

Table with 4 columns: Parameter, Specimen, Results, Biological Reference Method. Rows include Absolute Lymphocyte Count, Absolute Eosinophil Count, Absolute Monocyte Count, Absolute Basophil Count, PERIPHERAL SMEAR (RBC, WBC, Platelets, ESR), and Westergren.

Suggested Clinical Correlation * If necessary, Please discuss

Verified By : : 11100245

Test results related only to the item tested.

No part of the report can be reproduced without written permission of the laboratory.

Handwritten signature of Dr. Vaidehee Naik

Dr. VAIDEHEE NAIK
CONSULTANT PAT



CLINICAL DIAGNOSTIC LABORATORY

DEPARTMENT OF BIOCHEMISTRY

Patient Name	Dr. Mohan Kumar	Age / Gender	45 / Male
Ref No / ICD No	KL/2024/00000000000000000000	Referral By	Dr. Mohan Kumar
Specimen ID	KL-45-24-000000	Report Date	24-Apr-24 11:00 AM

Parameter	Specimen	Result	Reference Interval	Unit
Urea Nitrogen	Serum	4.5	3.0 - 8.0	mg/dL
Creatinine	Serum	1.2	0.7 - 1.3	mg/dL

CLINICAL SIGNIFICANT FINDINGS (HIGHLIGHT)

Urea 4.5 (Normal Range: 3.0 - 8.0)

Creatinine 1.2 (Normal Range: 0.7 - 1.3)

END OF REPORT





CLINICAL DIAGNOSTIC LABORATORY
DEPARTMENT OF BIOCHEMISTRY

Patient Name : Mr. PRIYANK MOHABEY
Age / Gender : 36 Y(s)/Male
Bill No/ UMR No : BIL2425000016/MRNP2425000005
Referred By : Dr. Vimmi Goel MBBS,MD
Received Dt : 01-Apr-24 09:03 am
Report Date : 01-Apr-24 10:49 am

LIPID PROFILE

Table with 4 columns: Parameter, Specimen, Results, Method. Rows include Total Cholesterol, Triglycerides, HDL Cholesterol Direct, LDL Cholesterol Direct, VLDL Cholesterol, and Tot Chol/HDL Ratio.

Table with 2 columns: Intiate therapeutic, Consider Drug therapy. Rows describe risk levels for CHD and major risk factors.


*** End Of Report ***

Suggested Clinical Correlation * If necessary, Please discuss

Verified By : : 11100026

Test results related only to the item tested.

No part of the report can be reproduced without written permission of the laboratory.



Dr. VAIDEHEE NAIK
CONSULTANT PAT



CLINICAL DIAGNOSTIC LABORATORY
DEPARTMENT OF BIOCHEMISTRY

Patient Name : Mr. PRIYANK MOHABEY
Bill No/ UMR No : BIL2425000016/MRNP2425000005
Received Dt : 01-Apr-24 09:03 am

Age /Gender : 36 Y(s)/Male
Referred By : Dr. Vimmi Goel MBBS,MD
Report Date : 01-Apr-24 10:49 am

LIVER FUNCTION TEST(LFT)

<u>Parameter</u>	<u>Specimen</u>	<u>Results</u>	<u>Biological Reference</u>	<u>Method</u>
Total Bilirubin	Serum	1.15	0.2 - 1.3 mg/dl	Azobilirubin/Dy
Direct Bilirubin		0.25	0.1 - 0.3 mg/dl	Calculated
Indirect Bilirubin		0.90	0.1 - 1.1 mg/dl	Duel wavelen spectrophoto
Alkaline Phosphatase		62	38 - 126 U/L	pNPP/AMP bu
SGPT/ALT		25	10 - 40 U/L	Kinetic with p phosphate
SGOT/AST		22	15 - 40 U/L	Kinetic with phosphate
Serum Total Protein		7.04	6.3 - 8.2 gm/dl	Biuret (Alka sulphate)
Albumin Serum		4.40	3.5 - 5.0 gm/dl	Bromocres Binding
Globulin		2.64	2.0 - 4.0 gm/dl	Calculated
A/G Ratio		1.7		

*** End Of Report ***

Suggested Clinical Correlation * If necessary, Please discuss

Verified By : : 11100026

Results related only to the item tested.

Part of the report can be reproduced without written permission of the laboratory.

Dr. VAIDEHEE NAIK, M
CONSULTANT PATHO



**CLINICAL DIAGNOSTIC LABORATORY
DEPARTMENT OF BIOCHEMISTRY**

Patient Name : Mr. PRIYANK MOHABEY	Age / Gender : 36 Y(s)/Male
Bill No/ UMR No : BIL2425000016/MRNP2425000005	Referred By : Dr. Vimmi Goel MB
Received Dt : 01-Apr-24 09:03 am	Report Date : 01-Apr-24 10:49

THYROID PROFILE

<u>Parameter</u>	<u>Specimen</u>	<u>Results</u>	<u>Biological Reference</u>	<u>Meth</u>
T3	Serum	1.63	0.55 - 1.70 ng/ml	Enha chem
Free T4		0.95	0.80 - 1.70 ng/dl	Enha Cher
TSH		0.99	0.50 - 4.80 uIU/ml	Enha cher


*** End Of Report ***

Suggested Clinical Correlation * If necessary, Please discuss

Verified By : : 11100026

Test results related only to the item tested.

No part of the report can be reproduced without written permission of the laboratory.



**Dr. VAIDEHEE
CONSULTANT**



CLINICAL DIAGNOSTIC LABORATORY
DEPARTMENT OF BIOCHEMISTRY

Patient Name : Mr. PRIYANK MOHABEY	Age / Gender : 36 Y(s)/Male
Bill No/ UMR No : BIL2425000016/MRNP2425000005	Referred By : Dr. Vimmi Goel MBBS
Received Dt : 01-Apr-24 09:03 am	Report Date : 01-Apr-24 10:49 am

THYROID PROFILE

<u>Parameter</u>	<u>Specimen</u>	<u>Results</u>	<u>Biological Reference</u>	<u>Method</u>
T3	Serum	1.63	0.55 - 1.70 ng/ml	Enhanced chemistry
Free T4		0.95	0.80 - 1.70 ng/dl	Enhanced Chemistry
TSH		0.99	0.50 - 4.80 uIU/ml	Enhanced chemistry

*** End Of Report ***

Suggested Clinical Correlation * If necessary, Please discuss

Verified By : : 11100026

Test results related only to the item tested.

No part of the report can be reproduced without written permission of the laboratory.



Dr. VAIDEHEE
CONSULTANT



CLINICAL DIAGNOSTIC LABORATORY
DEPARTMENT OF BIOCHEMISTRY

Patient Name : Mr. PRIYANK MOHABEY
Age / Gender : 36 Y(s)/Male
Bill No / UMR No : BIL2425000016/MRNP2425000005
Referred By : Dr. Virmmi G
Received Dt : 01-Apr-24 09:03 am
Report Date : 01-Apr-24

RFT

<u>Parameter</u>	<u>Specimen</u>	<u>Result Values</u>	<u>Biological Reference</u>
Blood Urea	Serum	19	19.0 - 43.0 mg/dl
Creatinine		0.8	0.66 - 1.25 mg/dl
GFR		117.6	>90 mL/min/1.73m square.
Sodium		143	136 - 145 mmol/L
Potassium		4.20	3.5 - 5.1 mmol/L

*** End Of Report ***

Suggested Clinical Correlation * If necessary, Please discuss

Verified By : : 11100026

Test results related only to the item tested.

No part of the report can be reproduced without written permission of the laboratory.



DR. VAIDE
CONSULT



CLINICAL DIAGNOSTIC LABORATORY
DEPARTMENT OF BIOCHEMISTRY

Patient Name : Mr. PRIYANK MOHABEY **Age / Gender** : 36 Y(s)/Male
Bill No/ UMR No : BIL2425000016/MRNP2425000005 **Referred By** : Dr. Vimmi Goel MBBS
Received Dt : 01-Apr-24 09:03 am **Report Date** : 01-Apr-24 10:49 a

RFT

<u>Parameter</u>	<u>Specimen</u>	<u>Result Values</u>	<u>Biological Reference</u>	<u>Method</u>
Blood Urea	Serum	19	19.0 - 43.0 mg/dl	Urease dye
Creatinine		0.8	0.66 - 1.25 mg/dl	Enzym amld
GFR		117.6	>90 mL/min/1.73m square.	Calcu 2021
Sodium		143	136 - 145 mmol/L	Direc elec
Potassium		4.20	3.5 - 5.1 mmol/L	Direc elec

*** End Of Report ***

Suggested Clinical Correlation * If necessary, Please discuss

Verified By : : 11100026

Test results related only to the item tested.

No part of the report can be reproduced without written permission of the laboratory.



DR. VAIDHEE
CONSULTANT



**CLINICAL DIAGNOSTIC LABORATORY
DEPARTMENT OF BIOCHEMISTRY**

Patient Name : Mr. PRIYANK MOHABEY **Age /Gender** : 36 Y(s)/Ma
Bill No/ UMR No : BIL2425000016/MRNP2425000005 **Referred By** : Dr. Vimmi
Received Dt : 01-Apr-24 11:16 am **Report Date** : 01-Apr-24

URINE SUGAR

Parameter
Urine Glucose

Result Values
4+ (Approx 1000
mg/dl)
Urine sugar Postmeal
*** End Of Report ***

NOTE:

Suggested Clinical Correlation * If necessary, Please discuss

Verified By : : 11100400

Test results related only to the item tested.

No part of the report can be reproduced without written permission of the laboratory.

Dr. VAI
CONS



CLINICAL DIAGNOSTIC LABORATORY
DEPARTMENT OF PATHOLOGY

atient Name : Mr. PRIYANK MOHABEY **Age /Gender** : 36 Y(s)/Male
ill No/ UMR No : BIL2425000016/MRNP2425000005 **Referred By** : Dr. Vimmi Goel MBBS,MD
ceived Dt : 01-Apr-24 09:37 am **Report Date** : 01-Apr-24 11:04 am

SF(URINE SUGAR FASTING)

<u>Parameter</u>	<u>Specimen</u>	<u>Result Values</u>	<u>Biological Reference</u>	<u>Method</u>
Urine Glucose	Urine	2+ (Approx 100mg/dl) *** End Of Report ***		STRIP

Clinical Correlation * If necessary, Please

: : 11100909

related only to the item tested.

Report can be reproduced without written
of the laboratory.

Dr. VAIDEHEE NAIK, MBBS,
CONSULTANT PATHOLOGIST



CLINICAL DIAGNOSTIC LABORATORY
DEPARTMENT OF PATHOLOGY

Patient Name : Mr. PRIYANK MOHABEY Age /Gender : 36 Y(s)/Male
Bill No / UMR No : BIL2425000016/MRNP2425000005 Referred By : Dr. Vimmi Goel MBBS,MD
Received Dt : 01-Apr-24 09:37 am Report Date : 01-Apr-24 11:04 am

URINE MICROSCOPY

Parameter Specimen Results Method

PHYSICAL EXAMINATION

Volume Urine 20 ml

Colour. Pale yellow

Appearance Slightly Hazy Clear

CHEMICAL EXAMINATION

Reaction (pH) 5.0 4.6 - 8.0 Indicators

Specific gravity 1.015 1.005 - 1.025 Ion concentration

Protein Negative Negative protein error of p

 ar 2+ (Approx Negative GOD/POD

 ubin 100mg/dl) Negative Diazonium

 one Bodies Negative Negative Legal's est Princ

 ate Negative Negative Ehrlich's React

 ilminogen Normal Normal

ROSCOPIC EXAMINATION

 elial Cells **5-10** 0 - 4 /hpf Manual

 ells Absent 0 - 4 /hpf

 ells 0-1 0 - 4 /hpf



ಕರ್ನಾಟಕ ಸರ್ಕಾರದ ಅಧಿಕಾರವಹಿತಿ
ಕರ್ನಾಟಕ ಸರ್ಕಾರದ ಅಧಿಕಾರವಹಿತಿ

ಕ್ರ. ಸಂ.	ನಾಮ	ವಿಧಾನಸಭೆ	ಜಿಲ್ಲೆ	ತಾಲ್ಲೂಕು	ವಿಧಾನಸಭೆ	ಜಿಲ್ಲೆ	ತಾಲ್ಲೂಕು
1	ಶ್ರೀ						
2	ಶ್ರೀ						
3	ಶ್ರೀ						

ಇದರ ಪ್ರತಿಗಳು ಸರ್ಕಾರದ ಅಧಿಕಾರವಹಿತಿ

ಅಧಿಕಾರವಹಿತಿ

ಅಧಿಕಾರವಹಿತಿ

ಅಧಿಕಾರವಹಿತಿ



NATIONAL BUREAU OF STANDARDS
DEPARTMENT OF COMMERCE

1. Name of the Laboratory: _____
 2. Address: _____
 3. City: _____ State: _____ Zip: _____

4. Telephone: _____
 5. Fax: _____

Organization: _____
Branch: _____
Room: _____
Person: _____

File Number: _____
Contract No.: _____
Project No.: _____

6. Date of Report: _____

7. _____

8. _____



**CLINICAL DIAGNOSTIC LABORATORY
DEPARTMENT OF IMMUNO HAEMATOLOGY**

Patient Name : Mr. PRIYANK MOHABEY	Age /Gender : 36 Y(s)/Male
Bill No/ UMR No : BIL2425000016/MRNP2425000005	Referred By : Dr. Vimmi Goel MBBS,MD
Received Dt : 01-Apr-24 09:03 am	Report Date : 01-Apr-24 11:49 am

BLOOD GROUPING AND RH

<u>Parameter</u>	<u>Specimen</u>	<u>Results</u>
BLOOD GROUP.	EDTA Whole Blood & Plasma/ Serum	" A "

Gel Card Metho

Rh (D) Typing.


" Positive "(+Ve)
*** End Of Report ***

Clinical Correlation * If necessary, Please

: : 11100245

related only to the item tested.

e report can be reproduced without written
of the laboratory.



Dr. VAIDEHEE M

CONSULTANT



**CLINICAL DIAGNOSTIC LABORATORY
DEPARTMENT OF IMMUNO HAEMATOLOGY**

Patient Name	: Mr. PRIYANK MOHABEY	Age / Gender	: 36 Y(s)/Male
Bill No/ UMR No	: BIL2425000016/MRNP2425000005	Referred By	: Dr. Vimmi Goel MBBS,MD
Received Dt	: 01-Apr-24 09:03 am	Report Date	: 01-Apr-24 11:49 am

BLOOD GROUPING AND RH


<u>Parameter</u>	<u>Specimen</u>	<u>Results</u>	
BLOOD GROUP.	EDTA Whole Blood & Plasma/ Serum	" A "	Gel Card Met
Rh (D) Typing.		" Positive "(+Ve)	
		*** End Of Report ***	

sted Clinical Correlation * If necessary, Please

By : : 11100245

ults related only to the item tested.

of the report can be reproduced without written
n of the laboratory.



Dr. VAIDEHEE
CONSULTAN

PATIENT NAME:	MR PRIYANK MOHABEY	AGE /SEX:	36 Y/ F
UMR NO:	MRNP2425000005	BILL NO:	BIL2425000016-9
REF BY	DR. VIMMI GOEL	DATE:	01/04/2024

X-RAY CHEST PA VIEW

Both the lung fields are clear.

Heart and Aorta are normal.

Both hilar shadows appear normal.

Diaphragm domes and CP angles are clear.

Bony cage is normal,

IMPRESSION -

- **No pleuro-parenchymal abnormality seen.**



DR R.R KHANDELWAL
SENIOR CONSULTANT
MD, RADIODIAGNOSIS [MMC-55870]

PATIENT NAME:	MR. PRIYANK MOHABEY	AGE /SEX:	36Y/M
UMR NO:	KH40619	BILL NO:	242500000
REF BY	DR. SHAILENDRA GANJEWAR	DATE:	01/04/2024

USG WHOLE ABDOMEN

LIVER is normal in size, shape and echotexture.

No evidence of any focal lesion seen. Intrahepatic billiary radicals are not dilated.
PORTAL VEIN and CBD are normal in course and caliber.

GALL BLADDER is physiologically distended. No sludge or calculus seen.
Wall thickness is within normal limits.

PANCREAS is normal in shape, size and echotexture.

SPLEEN is normal in shape, size and echotexture. No focal lesion seen.

Both KIDNEYS are normal in shape, size and echotexture.

Multiple echogenic shadows noted in right kidney specially at lower calyceal region. – Suggestive of calculi. No evidence of significant hydronephrosis seen.

No evidence of calculus or hydronephrosis seen in the left kidney.

URETERS are not dilated.

BLADDER is partially distended. No calculus or mass lesion seen.

Prostate is normal in size, shape and echotexture.

There is no free fluid seen.

IMPRESSION:


Right renal calculi.

No other significant abnormality seen.

Suggest clinical correlation / further evaluation.



DR. R.R. KHANDELWAL
SENIOR CONSULTANT
MD RADIO DIAGNOSIS [MMC-55870]



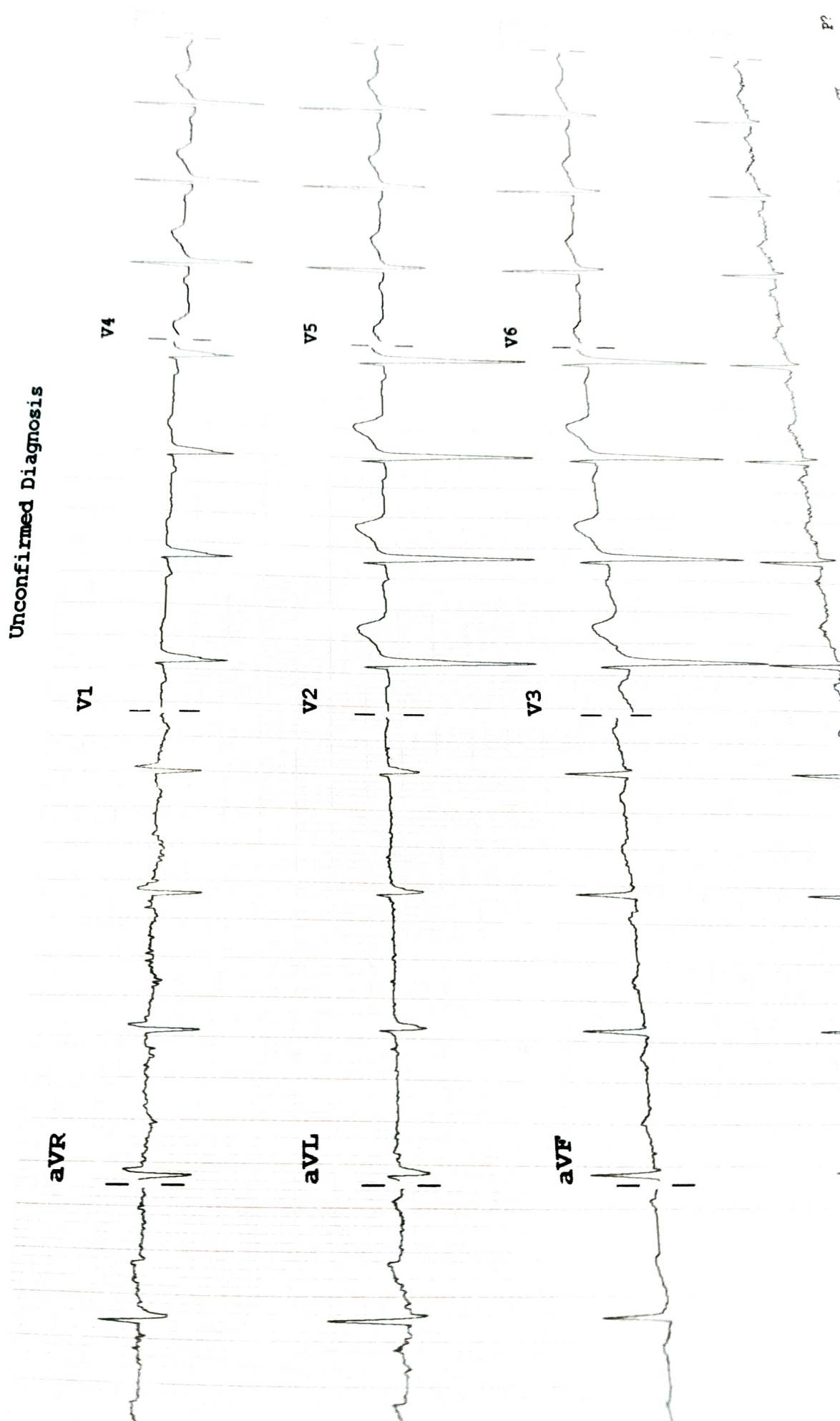
Dr. Juhi Meshram
Resident Doctor

... in precordial lead(s)
... normal P axis, V-rate 50-99
... (S V1/V2+R V5/V6) >3.50mV
... ST >0.20 mV in V1-V4 & LVH

... left ventricular hypertrophy
... anterior ST elevation, probably due to LVH
... ssing lead(s): V4

Placement

- ABNORMAL ECG -



Unconfirmed Diagnosis