

UHID	: 176824	VISITID	: 0000338552
PATIENT NAME	: MR. DEBOJYOTI ROY	ORDER DATE	: 16/03/2024 2:50:00PM
AGE/SEX	: 36Y/MALE	SAMP. DATE	: 16/03/2024 4:14:00PM
CONSULTANT DOCTOR	: HOSPITAL CASE	SPEC. NO	: 10506116
		RESULT DATE	: 16/03/2024 4:35:00PM
		TPA	: MEDIWHEEL

DEPARTMENT OF PATHOLOGY

CBC (COMPLETE BLOOD COUNT)

PARAMETER	VALUE	RESULT	REFERENCE RANGE
HAEMOGLOBIN (Hb)	13.9 gm%	Normal	13.5 - 17.5
TOTAL RBC COUNT	4.79 Million/cumm	Normal	4.5 - 5.9
HAEMATOCRIT (PCV)	40.0 %	Low	41.5 - 50.4
RBC INDICES			
MCV	83.5 f l	Normal	78 - 96
MCH	29.0 pg	Normal	27 - 32
MCHC	34.8 %	Normal	33 - 37
RDW	13.6 %	Normal	11 - 16
TOTAL WBC COUNT (TLC)	7300 /cumm	Normal	4000 - 11000
DIFFERENTIAL COUNT			
NEUTROPHILS	50 %	Normal	0 - 75
LYMPHOCYTES	43 %	Normal	22 - 48
EOSINOPHILS	03 %	Normal	0 - 6
MONOCYTES	04 %	Normal	2 - 10
BASOPHILS	00 %	Normal	0 - 2
BANDS	00 %	Normal	0 - 5
BLAST	00 %	Normal	
PLATELET COUNT	175000 /cumm	Normal	150000 - 450000

TECHNICIAN

Dr. Avishesh Singh MD
Dr. AVISHESH SINGH MD
PATH
CONSULTANT

NOTE: These reports are for assisting Doctors/Physicians in their treatment and not for Medico-legal purposes and should be correlated clinically.



Sparsh Multispecialty Hospital

(A Unit of Sparsh Multispecialty Hospital Private Limited)
(Formerly known as Paedia Health Private Limited)

CIN : U85110CT2005PTC017751
GSTIN/UIN : 22AADCP8009N2Z9

एक एहसास अंपनेन का



UHID : 176824 VISITID : 0000338552
PATIENT NAME : MR. DEBOJYOTI ROY ORDER DATE : 16/03/2024 2:50:00PM
AGE/SEX : 36Y/MALE SAMP. DATE : 16/03/2024 4:14:00PM
CONSULTANT DOCTOR : HOSPITAL CASE SPEC. NO : 10506114
RESULT DATE : 16/03/2024 5:06:00PM
TPA : MEDIWHEEL

DEPARTMENT OF PATHOLOGY

PARAMETER	VALUE	RESULT	REFERENCE RANGE
BLOOD GROUPING AND RH TYPING			
BLOOD GROUP	"O"	-	-
RH FACTOR	Positive	-	-
BUN (BLOOD UREA NITROGEN)			
BUN (BLOOD UREA NITROGEN)	11.68 mg / dl	Normal	8 - 23
CREATININE			
SERUM CREATININE	1.24 mg/dL	Normal	0.3 - 1.5
GGT (GAMMA GLUTAMYL TRANSFERASE)			
GGT (GAMMA GLUTAMYL TRANSFERASE)	19 U / L	Normal	8 - 52
LIPID PROFILE			
CHOLESTEROL TOTAL	176 mg / dl	Normal	150 - 220
TRIGLYCERIDES - SERUM	78 mg / dl	Normal	60 - 165
HDL	46.48 mg / dl	Normal	35 - 80
LDL	113.92 mg/dL	Normal	90 - 160
VLDL	15.60	Low	20 - 50
CHOL : HDL Ratio	3.79:1		3.5 - 5.5
LDL: HDL Ratio	2.45:1		-
URIC ACID			
URIC ACID	5.35 mg/dL	Normal	3.6 - 7.7

TECHNICIAN

Dr. AVISHESH SINGH MD



NOTE: These reports are for assisting Doctors/Physicians in their treatment and not for Medico-legal purposes and should be correlated clinically.

UHID	: 176824	VISITID	: 0000338552
PATIENT NAME	: MR. DEBOJYOTI ROY	ORDER DATE	: 16/03/2024 2:50:00PM
AGE/SEX	: 36Y/MALE	SAMP. DATE	: 16/03/2024 4:14:00PM
CONSULTANT DOCTOR	: HOSPITAL CASE	SPEC. NO	: 10506107
		RESULT DATE	: 17/03/2024 7:40:00PM
		TPA	: MEDIWHEEL

DEPARTMENT OF PATHOLOGY

SERUM PSA TOTAL

PARAMETER	VALUE	RESULT	REFERENCE RANGE
PSA (TOTAL)	0.928 ng/ml	Normal	0 - 4

Note:

PSA is a member of the kallikrein-related peptidase family and is secreted by the epithelial cells of the prostate glands. PSA is produced for the ejaculate where it liquefies semen in the terminal coagulum and allows sperms to swim freely.

Increased value:

Elevated serum PSA concentration are found in men with prostate cancer, benign prostatic hyperplasia (BPH) or inflammatory condition of other adjacent genitourinary tissue it is a accurate marker for monitoring advancing clinical stage in untreated patients of ca prostate and for monitoring response to therapy by radical prostatectomy, radiation therapy and anti androgen therapy.

Clinical Use

- 1) An aid in the early detection of Prostate cancer when used in conjunction with Digital rectal examination in males more than 50 years of age and in those with two or more affected first degree relatives.
- 2) Followup and management of Prostate cancer patients
- 3) Detect metastatic or persistent disease in patients following surgical or medical treatment of Prostate cancer.


Note:

1) Diagnosis of a disease should not be based on the result of a single test, but should be determined in conjunction with clinical findings in association with medical judgement.

2) Patient sample containing human anti mouse antibodies (HAMA) may give falsely elevated or decreased values. Although HAMA-neutralizing agents are added, extremely high HAMA serum concentration may occasionally influence results.

3) Therapeutic intervention may strongly influence the f/t PSA ratio. Manipulations at the prostate may also lead to variations in the f/t PSA ratio.

TECHNICIAN


Dr. AVISHESH SINGH MD
PATH

CONSULTANT



NOTE: These reports are for assisting Doctors/Physicians in their treatment and not for Medico-legal purposes and should be correlated clinically.

UHID	: 176824	VISITID	: 0000338552
PATIENT NAME	: MR. DEBOJYOTI ROY	ORDER DATE	: 16/03/2024 2:50:00PM
AGE/SEX	: 36Y/MALE	SAMP. DATE	: 16/03/2024 4:14:00PM
CONSULTANT DOCTOR	: HOSPITAL CASE	SPEC. NO	: 10506105
		RESULT DATE	: 17/03/2024 7:39:00PM
		TPA	: MEDIWHEEL

DEPARTMENT OF PATHOLOGY

T3, T4 TSH

PARAMETER	VALUE	RESULT	REFERENCE RANGE
T3 (TRIIODOTHYRONINE)	1.001 ng/ml	Normal	0.69 - 2.15
T4 (THYROXINE)	53.40 ng/ml	Normal	52 - 127
TSH (THYROID STIMULATING HORMONE)	5.441 uIU/ml	High	0.3 - 4.5

REFERENCE GROUP REFERENCE RANGE in uIU/mL
As per American Thyroid Association

Adult Females (> 20 years)	0.30- 4.5
Pregnancy	
1st Trimester	0.10- 2.50
2nd Trimester	0.20 - 3.00
3rd Trimester	0.30 - 3.00

Note:



TSH levels are subject to circadian variation, reaching peak levels between 2 - 4.a.m. and at a minimum between 6-10 pm . The variation is of the order of 50% . hence time of the day has influence on the measured serum TSH concentrations.

- Recommended test for T3 and T4 is unbound fraction or free levels as it is metabolically active.
- Physiological rise in Total T3 / T4 levels is seen in pregnancy and in patients on steroid therapy.

Clinical Use

- Primary Hypothyroidism
- Hyperthyroidism
- Hypothalamic - Pituitary hypothyroidism
- Inappropriate TSH secretion
- Nonthyroidal illness
- Autoimmune thyroid disease
- Pregnancy associated thyroid disorders
- Thyroid dysfunction in infancy and early childhood

TECHNICIAN


Dr. AVISHESH SINGH MD
PATH
CONSULTANT


NOTE: These reports are for assisting Doctors/Physicians in their treatment and not for Medico-legal purposes and should be correlated clinically.



Sparsh Multispecialty Hospital

(A Unit of Sparsh Multispecialty Hospital Private Limited)
(Formerly known as Paedia Health Private Limited)

CIN : U85110CT2005PTC017751
GSTIN/UIN : 22AADCP8009N2Z9



UHID	: 176824	VISITID	: 0000338552
PATIENT NAME	: MR. DEBOJYOTI ROY	ORDER DATE	: 16/03/2024 2:50:00PM
AGE/SEX	: 36Y/MALE	SAMP. DATE	: 16/03/2024 4:14:00PM
CONSULTANT DOCTOR	: HOSPITAL CASE	SPEC. NO	: 10506115
		RESULT DATE	: 17/03/2024 2:55:00PM
		TPA	: MEDIWHEEL

DEPARTMENT OF PATHOLOGY

HBA1c (GLYCOSYLATED HAEMOGLOBIN)

PARAMETER	VALUE	RESULT	REFERENCE RANGE
HBA1 C (GLYCOSYLATED HEAMOGLOBIN)	5.1 %	Normal	4 - 6

Interpretation

As per American diabetes Association (ADA)

Reference Group	- HbA1c In%
Non diabetic \geq 18 years	- 4.0 - 6.0
At risk (Prediabetes)	- \geq 6.0 to $<$ = 6.5
Diagnosing diabetes	- \geq 6.5

Therapeutic goals for glycemic control

- Age $>$ 19 years
- Goal of therapy: $<$ 7.0
- Action suggested: $>$ 8.0
- Age $<$ 19 years
- goal of therapy: $<$ 7.5

Note:

1. Since HbA1c reflects long term fluctuations in the blood glucose concentration, a diabetic patient is recently under good control may still have a high concentration of HbA1c. converse is true for a diabetic previously under good control now poorly controlled.
2. Target goals of $<$ 7.0 % may be beneficial in patient with short duration of diabetes, long life expectancy and no significant cardiovascular disease. In patient with significant complication of diabetes, limited life expectancy of extensive co-morbid condition, targeting a goal of $<$ 7.0% may not be appropriate.

Comments

HbA1c provides an index of average blood glucose levels over the past 8-12 weeks and is a much better indicator of long glycemic control as compared to blood and urinary glucose determination.

TECHNICIAN



NOTE: These reports are for assisting Doctors/Physicians in their treatment and not for Medico-legal purposes and should be correlated clinically.



Sparsh Multispecialty Hospital

(A Unit of Sparsh Multispecialty Hospital Private Limited)
(Formerly known as Paedia Health Private Limited)

CIN : U85110CT2005PTC017751
GSTIN/UIN : 22AADCP8009N229




UHID	: 176824	VISITID	: 0000338552
PATIENT NAME	: MR. DEBOJYOTI ROY	ORDER DATE	: 16/03/2024 2:50:00PM
AGE/SEX	: 36Y/MALE	SAMP. DATE	: 16/03/2024 4:14:00PM
CONSULTANT DOCTOR	: HOSPITAL CASE	SPEC. NO	: 10506108
		RESULT DATE	: 17/03/2024 2:54:00PM
		TPA	: MEDIWHEEL

DEPARTMENT OF PATHOLOGY

LFT (LIVER FUNCTION TEST)

PARAMETER	VALUE	RESULT	REFERENCE RANGE
BILIRUBIN TOTAL	0.88 mg/dL	Normal	0.1 - 1.2
BILIRUBIN DIRECT	0.24 mg / dl	Normal	0.1 - 0.6
BILIRUBIN INDIRECT	0.64 mg / dl	High	0.1 - 0.4
ALKALINE PHOSPHATASE	104 U / L	Normal	0 - 270
SGOT	41 U / L	Normal	10 - 55
SGPT	68 U / L	High	0 - 40
TOTAL PROTEIN	7.28 g / dl	Normal	6 - 8
ALBUMIN	4.31 g/dl	Normal	4 - 5
GLOBULIN	2.97 g / dl	Normal	2 - 3.5
A.G.RATIO	1.45:1		1 - 2.5

TECHNICIAN


Dr. AVISHESH SINGH MD
PATH

CONSULTANT



NOTE: These reports are for assisting Doctors/Physicians in their treatment and not for Medico-legal purposes and should be correlated clinically.



Sparsh Multispecialty Hospital

(A Unit of Sparsh Multispecialty Hospital Private Limited)
(Formerly known as Paedia Health Private Limited)

CIN : U85110CT2005PTC017751
GSTIN/UIN : 22AADCP8009N2Z9

एक एहशाश अरुनेपन का




UHID	: 176824	VISITID	: 0000338552
PATIENT NAME	: MR. DEBOJYOTI ROY	ORDER DATE	: 16/03/2024 2:50:00PM
AGE/SEX	: 36Y/MALE	SAMP. DATE	: 16/03/2024 4:14:00PM
CONSULTANT DOCTOR	: HOSPITAL CASE	SPEC. NO	: 10506117
		RESULT DATE	: 16/03/2024 5:35:00PM
		TPA	: MEDIWHEEL

DEPARTMENT OF PATHOLOGY

ESR (ERYTHROCYTE SEDIMENTATION RATE)

PARAMETER	VALUE	RESULT	REFERENCE RANGE
ESR	35 mm at end of 1 hr	High	0 - 15

TECHNICIAN


Dr. AVISHESH SINGH MD
PATH

CONSULTANT

NOTE: These reports are for assisting Doctors/Physicians in their treatment and not for Medico-legal purposes and should be correlated clinically.



23/03/2024 10:33AM

Page 1 of 1