



Name: NILAM CHANDUBHAI CHAUDHARI	Ward: OPD
Lab ID: 00000328	Registration on: 29/03/2024 10:10:00
Age & Sex: 32 Year Female	Reported on: 16:53:08
Reference: VELOCITY HOSPITAL	Sample Type: BLOOD & URINE

CBC ESR

Test	Observed Value	Unit	Biological Reference Interval
Haemoglobin	11.2 L	g/dL	12.0 - 16.0
Total RBC	5.48 H	mill./cm	4.00 - 5.20
Total WBC	5990	/cmm	4000 - 11000
Platelet Count	313600	/cmm	150000 - 450000
HCT	35.5	%	35.0 - 45.0
MCV	64.8 L	fL	80.0 - 99.0
MCH	20.4 L	pg	27.0 - 34.0
MCHC	31.5 L	g/dL	32.0 - 37.0
DIFFERENTIAL COUNT			
Neutrophils	57	%	40 - 70
Lymphocytes	38	%	20 - 40
Eosinophils	02	%	02-05
Monocytes	03	%	01-07
Basophils	00	%	00 - 02
Band Cells	00	%	0.0 - 6.0
ABSOLUTE DIFFERENTIAL COUNT			
Neutrophils	3414	/cumm	1800 - 7700
Lymphocytes	2276	/cumm	800 - 4800
Eosinophils	120	/cumm	
Monocytes	180	/cumm	
Basophils	0	/cumm	0 - 100
GLR / NLR (Neutrophil/Lymphocyte Ratio)	1.5		
MENTZER INDEX			
RDW-CV	15.1 H	%	11.1 - 14.1
RDW-SD	39.1	fL	
MPV	10.7	fL	
PCT	0.34	%	

DR. TEJAL BHATT
MD. PATHOLOGIST





Name: NILAM CHANDUBHAI CHAUDHARI	Ward: OPD
Lab ID 00000328	Registration on: 29/03/2024 10:10:00
Age & Sex: 32 Year Female	Reported on: 16:53:09
Reference: VELOCITY HOSPITAL	Sample Type: BLOOD & URINE

PDW 21.6 %


PERIPHERAL SMEAR EXAMINATION

RBC Morphology Hypochromia (+), Microcytosis (+), Anisocytosis (+), Target cell (+)
WBC Morphology Appear normal, Immature cells are not seen.
Platelets in Smear Adequate.

Malarial Parasites Not Detected.

Note Hb electrophoresis is advised to rule out thalassemia as Mentzer index is <13. (low HB, high RBC count and low MCV) .

ESR
AFTER 1 HOUR 20 mm/hr 0.0 - 20.0



DR. TEJAL BHATT
MD. PATHOLOGIST





Name: NILAM CHANDUBHAI CHAUDHARI	Ward: OPD
Lab ID: 00000328	Registration on: 29/03/2024 10:10:00
Age & Sex: 32 Year Female	Reported on: 16:53:09
Reference: VELOCITY HOSPITAL	Sample Type: BLOOD & URINE

BLOOD GROUP

<u>Test</u>	<u>Observed Value</u>	<u>Unit</u>	<u>Biological Reference Interval</u>
<u>Blood Group</u>	"A"		
<u>Rh Factor</u>	POSITIVE		

Bhatt

DR. TEJAL BHATT
MD. PATHOLOGIST





Name: NILAM CHANDUBHAI CHAUDHARI	Ward: OPD
Lab ID: 00000328	Registration on: 29/03/2024 10:10:00
Age & Sex: 32 Year Female	Reported on: 16:53:09
Reference: VELOCITY HOSPITAL	Sample Type: BLOOD & URINE

BLOOD GLUCOSE TEST

Test	Observed Value	Unit	Biological Reference Interval
Sample <u>FASTING (FBS)</u> Blood Sugar-F	FLOURIDE PLASMA 81.2	mg/dL	70.00-110.00

DR. TEJAL BHATT
MD. PATHOLOGIST



Name: **NILAM CHANDUBHAI CHAUDHARI**

Ward: OPD

Lab ID **00000328**

Registration on: 29/03/2024 10:10:00

Age & Sex: **32 Year | Female**

Reported on: 16:53:09


Reference: **VELOCITY HOSPITAL**Sample Type: **BLOOD & URINE**

HEMOGLOBIN A1c TEST

Test	Observed Value	Unit	Biological Reference Interval
<u>HbA1c</u>	6.45	H %	> 8 : Action Suggested 7-8 : Good control < 7 : Goal 6.2-7 : Near Normal Glycemia < 6.2 : Non-diabetic Level
Mean Blood Glucose	138.4	mg/dL	80.0 - 140.0

Importance of HbA1c - Glycated Hb. in Diabetes Mellitus

- HbA1c, also known as Glycated Hemoglobin is the most important test for the assessment of long term blood glucose control (also called glycemic control)
- HbA1c reflects mean blood glucose concentration over past 6-8 weeks and provides a much better indication of long term glycemic control than blood glucose determination
- HbA1c is formed by non-enzymatic reaction between glucose and Hb. , this reaction is irreversible and therefore remains unaffected by short term fluctuations in blood glucose levels.
- Long term complications of diabetes such as retinopathy-eye complications, nephropathy-kidney complications and neuropathy-nerve complications, are potentially serious and can lead to blindness, kidney failure etc.
- Glycemic control monitored by HbA1c measurement using HPLC method-(Gold Standard) is considered most important. (Ref. National Glycohemoglobin Standardization Program -NGSP).

DR. TEJAL BHATT
MD. PATHOLOGIST



Name: NILAM CHANDUBHAI CHAUDHARI	Ward: OPD
Lab ID 00000328	Registration on: 29/03/2024 10:10:00
Age & Sex: 32 Year Female	Reported on: 16:53:09
Reference: VELOCITY HOSPITAL	Sample Type: BLOOD & URINE

LIPID PROFILE

Test	Observed Value	Unit	Biological Reference Interval
Sample	Fasting Blood Serum		
Cholesterol	157.0	mg/dL	<200 Desirable 200-229 Borderline >240 High
Triglyceride	120.2	mg/dL	<150 Normal 150-199 Borderline 200-499 High >=500 Very High
HDL Cholesterol	42.3	mg/dL	40-60
VLDL	24.04	mg/dL	0.00 - 30.00
LDL Cholesterol	90.66	mg/dL	< 130 : Optimal 130 - 159 : Borderline High 160 - 189 : High >= 190 : Very High
LDL Chol. / HDL Chol. Ratio	2.14		1.0 - 3.4
Cholesterol / HDL Chol. Ratio	3.7	H	0 - 3.5
Total Lipid	538.9	mg/dl	400.0 - 1000.0

Bhatt

DR. TEJAL BHATT
MD. PATHOLOGIST





Name: NILAM CHANDUBHAI CHAUDHARI	Ward: OPD
Lab ID 00000328	Registration on: 29/03/2024 10:10:00
Age & Sex: 32 Year Female	Reported on: 16:53:09
Reference: VELOCITY HOSPITAL	Sample Type: BLOOD & URINE

RENAL FUNCTION TEST

Test		Unit	
S. Creatinine	0.99	mg/dL	0.5-1.30
Bl. Urea	25.0	mg/dL	10.0 - 40.0
BUN	11.7	mg/dl	6.0 - 22.0
Uric Acid	4.5	mg/dL	2.6 - 6.0
PROTEINS			
Total Protein	6.8	g/dL	6.0 - 8.0
Albumin	4.23	g/dL	3.50 - 5.50
Globulin	2.6	g/dL	2.5 - 4.0
A/G Ratio	1.6		

Bhatt

DR. TEJAL BHATT
MD. PATHOLOGIST





Name: NILAM CHANDUBHAI CHAUDHARI	Ward: OPD
Lab ID: 00000328	Registration on: 29/03/2024 10:10:00
Age & Sex: 32 Year Female	Reported on: 16:53:09
Reference: VELOCITY HOSPITAL	Sample Type: BLOOD & URINE

LIVER FUNCTION TEST

Test	Observed Value	Unit	Biological Reference Interval
<u>BILIRUBIN</u>			
Total Bilirubin	0.4	mg/dL	0.00 - 1.20
Direct Bilirubin	0.2	mg/dL	0.00 - 0.40
Indirect Bilirubin	0.20	mg/dL	0.00 - 1.00
SGPT(ALT)	10.0	U/L	0.0 - 40.0
SGOT (AST)	12.0	U/L	0.0 - 46.0
Alkaline Phosphatase	210.0	U/L	64.0 - 306.0
<u>PROTEINS</u>			
Total Protein	6.8	g/dL	6.0 - 8.0
Albumin	4.23	g/dL	3.50 - 5.50
Globulin	2.6	g/dL	2.5 - 4.0
A/G Ratio	1.6		

DR. TEJAL BHATT
MD. PATHOLOGIST






Name: NILAM CHANDUBHAI CHAUDHARI	Ward: OPD
Lab ID: 00000328	Registration on: 29/03/2024 10:10:00
Age & Sex: 32 Year Female	Reported on: 16:53:09
Reference: VELOCITY HOSPITAL	Sample Type: BLOOD & URINE

URINE ANALYSIS

Test	Observed Value	Unit	Biological Reference Interval
Sample	Fresh Urine		
<u>PHYSICAL EXAMINATION</u>			
Quantity	10.0	mL	
Colour	Pale-Yellow		
Appearance	Clear		Clear
pH	6.5		
Specific Gravity	1.020		
Sediments	Absent		Absent
<u>CHEMICAL EXAMINATION</u>			
Protein (Albumin)	Absent		Absent
Sugar	Absent		Absent
Bile Salts	Absent		Absent
Bile Pigment	Absent		Absent
Ketone	Absent		Absent
Occult Blood	Absent		Absent
Nitrite	Absent		Absent
Leukocyte Esterase	Absent		Absent
Urobilinogen	Normal		Normal
<u>MICROSCOPIC EXAMINATION</u>			
Pus Cells	5-7	/hpf	Absent
Red Blood Cells	2-3	/hpf	Absent
Epithelial Cells	10-12	/hpf	Absent
Crystals	Absent		Absent
Amorphous material	Absent		Absent
Casts	Absent		Absent
Yeast	Absent		Absent
Bacteria	Present (+)		Absent

--- End of Report ---



DR. TEJAL BHATT
MD. PATHOLOGIST

