

CARDIOLOGY

UHID / IP NO	197883 (66553)	RISNo./Status :	103640/
Patient Name :	Mrs. VYAS PRIYA	Age/Gender :	31 Y/F
Referred By :	WALK IN	Ward/Bed No :	OPD
Bill Date/No :	09/12/2023 8:45AM/ OPCR/24/6053	Scan Date :	
Report Date :	09/12/2023 12:02PM	Company Name:	Final

M- MODE MEASUREMENTS

AO	2.63	cm	RVIDD	1.20	cm
LA	3.18	cm	IVSD	1.14	cm
AO/LA RATIO	0.75	cm	LVIDD	4.08	cm
AV CUP	1.46	cm	LVPWD	1.22	cm
EPSS	0.9	cm	IVSS	1.18	cm
DE	1.83	cm	LVIDS	2.56	cm
EF SLOPE	0.7	cm	LVPWS	1.22	cm
SV	57.41		EDV	73.72	ml
CO			ESV	23.34	ml
HR			EF	67.73	%
LVMI			FS	37.90	%
OTHERS			LV MASS	178.32	grams

DESCRIPTIVE FINDINGS:Technically Adequate Study. Normal Sinus rhythm during Study.

LEFT VENTRICLE	Normal in size
LEFT ATRIUM	Normal in size
RIGHT VENTRICLE	Normal in size
RIGHT ATRIUM	Normal in size
WALL MOTION ANALYSIS	No RWMA
TRICUSPID VALVE	Normal
MITRAL VALVE	Normal
PULMONIC VALVE	Normal
AORTIC VALVE	Normal
IAS & IVS	Intact
AORTA & PA	Normal In Size
SYSTEMIC & PULMONARY VENIS	Normally Draining
PERICARDIUM	Normal
OTHERS	No Intra Cardiac Thrombus, Tumour or Vegetation

CARDIOLOGY

UHID / IP NO	197883 (66553)	RISNo./Status :	103640/
Patient Name :	Mrs. VYAS PRIYA	Age/Gender :	31 Y/F
Referred By :	WALK IN	Ward/Bed No :	OPD
Bill Date/No :	09/12/2023 8:45AM/ OPCR/24/6053	Scan Date :	
Report Date :	09/12/2023 12:02PM	Company Name:	Final

DOPPLER STUDY

VALVES	VELOCITY	GRADIENT	REGURGITATION	OTHERS
P V	0.71m/s		NO PR	
MV	E: 1.15m/s A: 0.55m/s		NO MR	
AV	1.47m/s		NO AR	
TV	E: 0.60m/s A: 0.40m/s		NO TR	
OTHERS				

SUMMARY FINDINGS:

NORMAL CARDIAC CHAMBERS

NO REGIONAL WALL MOTION ABNORMALITY AT REST

NORMAL LV SYSTOLIC FUNCTION (EF-67%)

NORMAL LV DIASTOLIC FUNCTION

NO CLOT / PE / VEGETATION/PAH

Dr. PRANEETHS
CONSULTANT
CARDIOLOGIST

Mr. Deva Sagayam C

CARDIOLOGY

UHD / IP NO	197883 (66553)	RISNo./Status :	103640/
Patient Name :	Mrs. VYAS PRIYA	Age/Gender :	31 Y/F
Referred By :	WALK IN	Ward/Bed No :	OPD
Bill Date/No :	09/12/2023 8:45AM/ OPCR/24/6053	Scan Date :	
Report Date :	09/12/2023 12:02PM	Company Name:	Final



LABORATORY

Patient Name	Mrs. VYAS PRIYA	Lab No	103640
UHID	197883	Sample Date	09/12/2023 8:45AM
Age/Gender	31 Yrs/Female	Receiving Date	09/12/2023 9:24AM
Bed No/Ward	OPD	Report Date	09/12/2023 12:59PM
Referred By		Report Status	Final
Bill No.	OPCR/24/6053	Manual No.	

BIOCHEMISTRY

Test Name	Result	Unit	Biological Ref. Range	Method
BLOOD UREA NITROGEN	7.6	mg/dl	Upto 14 years : 5 - 18 mg/dl Male (above 14 years): 8 - 24 mg/dl Female (above 14 years): 6 - 21 mg/dl Pregnant women : 5 - 12 mg/dl	Sample: Serum
SERUM CREATININE	0.63	mg/dl	0.60 - 1.40	
FASTING BLOOD SUGAR	83.4	mg/dl	74.00 - 100.00	
LIPID PROFILE				
TOTAL CHOLESTEROL	174	mg/dl	0.00 - 200.00	
TRIGLYCERIDES	95	mg/dl	0.00 - 200.00	
HDL CHOLESTEROL - DIRECT	45.9	mg/dl	35.00 - 55.00	
LDL CHOLESTROL - CALCULATED	109.1	mg/dl	0 - 130	
TC/HDL	3.79			
LDL/HDL	2.38			

Sample: Serum

LIVER FUNCTION TEST (LFT)

Verified By
Ravi Shankar K

Ravi Shankar K
Bio Chemist

*You can access your Lab & Radiology reports online through the Patient Portal

*In the Patient Portal, you can log in through your UHID No. & your registered Mobile No. shall be your Password.

*Report shall be available for 30 days from the date of the finalisation



LABORATORY

Patient Name	Mrs. VYAS PRIYA	Lab No	103640
UHID	197883	Sample Date	09/12/2023 8:45AM
Age/Gender	31 Yrs/Female	Receiving Date	09/12/2023 9:24AM
Bed No/Ward	OPD	Report Date	09/12/2023 12:59PM
Referred By		Report Status	Final
Bill No.	OPCR/24/6053	Manual No.	


TOTAL BILIRUBIN 0.62 mg/dl Adult - 0.2 - 1.3 mg/ dL

Special condition:

Premature - <2.0 mg/ dL
Full term - <2.0 mg/ dL
0-1 day - Premature-
1.0 - 8.0 mg/ dL
0-1 day - Full term -
2.0 - 6.0 mg/ dL
1 - 2 days Premature -
6.0 - 12.0 mg/ dL
1 - 2 days Full term -
6.0 - 10.0 mg/ dL
3 - 5 days Premature -
10.0 - 14.0 mg/ dL
3 - 5 days Full term -
4.0 - 8.0 mg/ dL

DIRECT BILIRUBIN	0.28	mg/dl	0.00 - 0.30
INDIRECT BILIRUBIN.	0.34	mg/dl	
ASPARATE AMINOTRANSFERASE (SGOT/AST)	16	U/L	0.00 - 40.00
ALANINE AMINOTRANSFERASE (SGPT/ALT)	22	U/L	0.00 - 40.00
ALKALINE PHOSPHATASE (ALP)	130 H	IU/L	42.00 - 98.00
TOTAL PROTEIN	7.0	g/dl	6.00 - 8.50
SERUM ALBUMIN	4.1	g/dl	3.50 - 5.20
SERUM GLOBULIN	2.90	g/dl	2.30 - 3.50
A/G RATIO	1.41	%	1.00 - 2.00
POST PRANDIAL BLOOD GLUCOSE	91.8	mg/dl	70.00 - 140.00
URIC ACID	5.8	mg/dl	3.20 - 6.40

Verified By
Ravi Shankar K


Ravi Shankar K
Bio Chemist

*You can access your Lab & Radiology reports online through the Patient Portal

*In the Patient Portal, you can log in through your UHID No. & your registered Mobile No. shall be your Password.

*Report shall be available for 30 days from the date of the finalisation



LABORATORY

Patient Name	Mrs. VYAS PRIYA	Lab No	103640
UHID	197883	Sample Date	09/12/2023 8:45AM
Age/Gender	31 Yrs/Female	Receiving Date	
Bed No/Ward	OPD	Report Date	
Referred By		Report Status	Final
Bill No.	OPCR/24/6053	Manual No.	

--End Of Report--

Verified By

Ravi Shankar K

Printed on 29/05/2024 12:06

Page: 3 Of 11

*You can access your Lab & Radiology reports online through the Patient Portal

*In the Patient Portal, you can log in through your UHID No. & your registered Mobile No. shall be your Password.

*Report shall be available for 30 days from the date of the finalisation



LABORATORY

Patient Name	Mrs. VYAS PRIYA	Lab No	103640
UHID	197883	Sample Date	09/12/2023 8:45AM
Age/Gender	31 Yrs/Female	Receiving Date	09/12/2023 9:24AM
Bed No/Ward	OPD	Report Date	09/12/2023 12:59PM
Referred By		Report Status	Final
Bill No.	OPCR/24/6053	Manual No.	


BIOCHEMISTRY

Test Name	Result	Unit	Biological Ref. Range	Method
GLYCOSYLATED HAEMOGLOBIN (HbA1c)				
HbA1c (GLYCOSYLATED Hb)	4.0	%	4.00 - 6.00	Immunoturbidimetric
MEAN BLOOD GLUCOSE	68.10 L	mg/dl	70.00 - 140.00	

Note :Result rechecked.
Suggested clinical correlation.

--End Of Report--

Verified By
Ravi Shankar K


BADARINATH S
MD (PGI) KMC No 19014
HEMATOPATHOLOGIST / PATHOLOGIST

Printed on 29/05/2024 12:06

Page: 4 Of 11

*You can access your Lab & Radiology reports online through the Patient Portal

*In the Patient Portal, you can log in through your UHID No. & your registered Mobile No. shall be your Password.

*Report shall be available for 30 days from the date of the finalisation



LABORATORY


Patient Name	Mrs. VYAS PRIYA	Lab No	103640
UHID	197883	Sample Date	09/12/2023 8:45AM
Age/Gender	31 Yrs/Female	Receiving Date	09/12/2023 12:10PM
Bed No/Ward	OPD	Report Date	09/12/2023 1:45PM
Referred By		Report Status	Final
Bill No.	OPCR/24/6053	Manual No.	

CLINICAL PATHOLOGY

Test Name	Result	Unit	Biological Ref. Range	Method
UIRNE GLUCOSE FASTING				
URINE SUGAR	NIL		NEGATIVE	
URINE GLUCOSE-POST PRANDIAL				
URINE SUGAR	NIL		NEGATIVE	

--End Of Report--

Verified By
Ravi Shankar K


Ravi Shankar K
Bio Chemist

Printed on 29/05/2024 12:06

Page: 5 Of 11

*You can access your Lab & Radiology reports online through the Patient Portal

*In the Patient Portal, you can log in through your UHID No. & your registered Mobile No. shall be your Password.

*Report shall be available for 30 days from the date of the finalisation



LABORATORY

Patient Name	Mrs. VYAS PRIYA	Lab No	103640
UHID	197883	Sample Date	09/12/2023 8:45AM
Age/Gender	31 Yrs/Female	Receiving Date	09/12/2023 9:29AM
Bed No/Ward	OPD	Report Date	09/12/2023 1:45PM
Referred By		Report Status	Final
Bill No.	OPCR/24/6053	Manual No.	

CLINICAL PATHOLOGY

Test Name	Result	Unit	Biological Ref. Range	Method
-----------	--------	------	-----------------------	--------

Sample: Urine

PHYSICAL CHARACTERS

COLOUR	Pale Yellow	
APPEARANCE	Clear	Clear
SPECIFIC GRAVITY	1.015	
PH	6.5	

CHEMICAL CONSTITUENTS

ALBUMIN	Nil
SUGAR	Nil
BILE SALTS	Absent
BILE PIGMENTS	Absent
KETONE BODIES	NEGATIVE
BLOOD	Absent

MICROSCOPY

PUS CELLS	2-3/HPF
R.B.C	Nil
EPITHELIAL CELLS	1-2 /HPF
CASTS	Absent
CRYSTALS	Absent
BACTERIA	Absent

--End Of Report--

Verified By
Ravi Shankar K

BADARINATH S
MD (PGI) KMC No 19014
HEMATOPATHOLOGIST / PATHOLOGIST

Printed on 29/05/2024 12:06

Page: 6 Of 11

*You can access your Lab & Radiology reports online through the Patient Portal

*In the Patient Portal, you can log in through your UHID No. & your registered Mobile No. shall be your Password.

*Report shall be available for 30 days from the date of the finalisation



LABORATORY

Patient Name	Mrs. VYAS PRIYA	Lab No	103640
UHID	197883	Sample Date	09/12/2023 8:45AM
Age/Gender	31 Yrs/Female	Receiving Date	09/12/2023 9:24AM
Bed No/Ward	OPD	Report Date	09/12/2023 12:57PM
Referred By		Report Status	Final
Bill No.	OPCR/24/6053	Manual No.	

HAEMATOTOLOGY

Test Name	Result	Unit	Biological Ref. Range	Method
BLOOD GROUP	"B"			
RH TYPE	POSITIVE			
			Sample: Blood	
HAEMOGLOBIN	11.0 L	gm/dl	12.00 - 16.00	
TOTAL COUNT	8570	cells/cumm	4500.00 - 11000.00	
DLC				
NEUTROPHILS	59	%	35.00 - 66.00	
LYMPHOCYTES	34	%	24.00 - 44.00	
MONOCYTES	05	%	4.00 - 10.00	
EOSINOPHILS	02	%	1.00 - 6.00	
R.B.C COUNT	4.96	mill/cumm	4.00 - 5.20	
PACKED CELL VOLUME (PCV)	33.3 L	%	36.00 - 46.00	
PLATELET COUNT	3.42	lakh/cumm	1.50 - 4.50	
M.C.V	67.1 L	fL	80.00 - 100.00	
M.C.H	22.1 L	pg	26.00 - 34.00	
M.C.H.C	33.0	%	32.00 - 36.00	
ESR (ERYTHROCYTE SEDIMENTATION RATE)	10	mm/hr	0.00 - 20.00	

--End Of Report--

Verified By
Ravi Shankar K

BADARINATH S
MD (PGI) KMC No 19014
HEMATOPATHOLOGIST / PATHOLOGIST

Printed on 29/05/2024 12:06

Page: 7 Of 11

*You can access your Lab & Radiology reports online through the Patient Portal

*In the Patient Portal, you can log in through your UHID No. & your registered Mobile No. shall be your Password.

*Report shall be available for 30 days from the date of the finalisation



LABORATORY


Patient Name	Mrs. VYAS PRIYA	Lab No	103640
UHID	197883	Sample Date	09/12/2023 8:45AM
Age/Gender	31 Yrs/Female	Receiving Date	09/12/2023 9:24AM
Bed No/Ward	OPD	Report Date	09/12/2023 11:51AM
Referred By		Report Status	Final
Bill No.	OPCR/24/6053	Manual No.	

HORMONES

Test Name	Result	Unit	Biological Ref. Range	Method
THYROID PROFILE (T3, T4, TSH)				
TOTAL TRIIODOTHYRONINE (T3)	1.16	ng/mL	0.59 - 2.15	
TOTAL THYROXINE (T4)	85.6	ng/mL	52.00 - 127.00	
TSH (THYROID STIMULATING HORMONE)	9.0 H	uIU/ml	0.30 - 4.50	

--End Of Report--

Verified By
Ravi Shankar K


Ravi Shankar K
Bio Chemist

Printed on 29/05/2024 12:06

Page: 8 Of 11

*You can access your Lab & Radiology reports online through the Patient Portal

*In the Patient Portal, you can log in through your UHID No. & your registered Mobile No. shall be your Password.

*Report shall be available for 30 days from the date of the finalisation



LABORATORY

Patient Name	Mrs. VYAS PRIYA	Lab No	103640
UHID	197883	Sample Date	09/12/2023 8:45AM
Age/Gender	31 Yrs/Female	Receiving Date	
Bed No/Ward	OPD	Report Date	
Referred By		Report Status	Final
Bill No.	OPCR/24/6053	Manual No.	

USG

ABDOMEN & PELVIS (USG)

Verified By

Ravi Shankar K

Printed on 29/05/2024 12:06

Page: 9 Of 11

*You can access your Lab & Radiology reports online through the Patient Portal

*In the Patient Portal, you can log in through your UHID No. & your registered Mobile No. shall be your Password.

*Report shall be available for 30 days from the date of the finalisation



LABORATORY

Patient Name	Mrs. VYAS PRIYA	Lab No	103640
UHID	197883	Sample Date	09/12/2023 8:45AM
Age/Gender	31 Yrs/Female	Receiving Date	09/12/2023 10:51AM
Bed No/Ward	OPD	Report Date	09/12/2023 11:00AM
Referred By		Report Status	Final
Bill No.	OPCR/24/6053	Manual No.	

LIVER: Liver is 14 cm in size, both lobes of liver are normal in size with **increased echotexture**. No evidence of any focal lesion / intrahepatic billiary dilatation noted. CBD and Portal vein normal in size and echotexture.

GALL BLADDER: Well distended, gall bladder wall thickness is normal. Contents are clear. No evidence of gall stones /cholecystitis.

PANCREAS: Head and body appears normal. Uncinate process and tail could not be assessed due to bowel gas. MPD is normal.

SPLEEN: Normal in size measuring 9.8 cms with normal echotexture.

KIDNEYS: Both kidneys are normal in size, shape, contour & position. Cortico medullary differentiation is well maintained. No evidence of any hydronephrosis / hydroureter.
Right Kidney measures : 9.0 x 4.2 cms. Parenchymal thickness 1.5 cms.
Left Kidney measures : 10.0 x 4.6 cms. Parenchymal thickness 1.5 cms.

URINARY BLADDER: Well distended with clear contents. Wall thickness is normal.

UTERUS: Normal in size and echotexture, measuring 7.7 x 3.5 x 4.2 cms. Myometrial echoes appear normal. Endometrium appears normal, measures 5.8 mm.

OVARIES: Both ovaries are normal in size and echotexture.
Right ovary: 3.3 x 1.9 cms. Left ovary: 3.4 x 1.7 cms.


No obvious free fluid in the peritoneal cavity / pleural collection.

IMPRESSION: Fatty liver.

**** Note: All abnormalities cannot be detected by Ultrasound scan due to technical limitation, obesity and other factors. Scan findings to be correlated with old reports or other investigations.**

--End Of Report--

Verified By
Ravi Shankar K


Dr. KIRUTHIKA SELVARAJ
MBBS, DMRD
CONSULTANT RADIOLOGIST



LABORATORY

Patient Name	Mrs. VYAS PRIYA	Lab No	103640
UHID	197883	Sample Date	09/12/2023 8:45AM
Age/Gender	31 Yrs/Female	Receiving Date	09/12/2023 10:15AM
Bed No/Ward	OPD	Report Date	09/12/2023 5:09PM
Referred By		Report Status	Final
Bill No.	OPCR/24/6053	Manual No.	

X-RAY

CHEST PA VIEW (X RAY)

FINDINGS:

The lungs on the either side show equal translucency.

Cardiac size and ventricular configuration are normal.

Both hilar region appear normal.

Both C P angles appear clear.

Both domes of diaphragm appear normal.

Bony cage and soft tissue appear normal.

IMPRESSION: ESSENTIALLY NORMAL STUDY.

--End Of Report--

Verified By
Ravi Shankar K

Dr. B SWAROOP
MBBS MD(Radiology)
CONSULTANT RADIOLOGIST

*You can access your Lab & Radiology reports online through the Patient Portal

*In the Patient Portal, you can log in through your UHID No. & your registered Mobile No. shall be your Password.

*Report shall be available for 30 days from the date of the finalisation