



**Proj. Address**

Project ID: 210428

1400 20th St

1400 20th St

1400 20th St

1400 20th St

1400 20th St

1400 20th St

1400 20th St

1400 20th St

1400 20th St

1400 20th St

1400 20th St

1400 20th St

**Project Summary**

2023.12.15 - Initial Construction - 1000 20th St  
 2023.12.15 - 75% of work completed - 1000 20th St  
 2023.12.15 - 50% of work completed - 1000 20th St  
 2023.12.15 - 25% of work completed - 1000 20th St  
 2023.12.15 - 10% of work completed - 1000 20th St  
 2023.12.15 - 5% of work completed - 1000 20th St  
 2023.12.15 - 2% of work completed - 1000 20th St  
 2023.12.15 - 1% of work completed - 1000 20th St  
 2023.12.15 - 0% of work completed - 1000 20th St

Phase Name	Stage Name	Time to Stage	Time to Complete	Cost (\$)	Revenue (\$)	Profit (\$)	Loss (\$)	Net (\$)	ROI (%)	ROI (100000)	ROI (1000000)
PRELIMINARY	1.1.1	00:00	00:00	0.00	0.00	0.00	0.00	0.00	0.00	0.00	0.00
	1.1.2	00:00	00:00	0.00	0.00	0.00	0.00	0.00	0.00	0.00	0.00
	1.1.3	00:00	00:00	0.00	0.00	0.00	0.00	0.00	0.00	0.00	0.00
	1.1.4	00:00	00:00	0.00	0.00	0.00	0.00	0.00	0.00	0.00	0.00
CONSTRUCTION	2.1.1	00:00	00:00	0.00	0.00	0.00	0.00	0.00	0.00	0.00	0.00
	2.1.2	00:00	00:00	0.00	0.00	0.00	0.00	0.00	0.00	0.00	0.00
	2.1.3	00:00	00:00	0.00	0.00	0.00	0.00	0.00	0.00	0.00	0.00
	2.1.4	00:00	00:00	0.00	0.00	0.00	0.00	0.00	0.00	0.00	0.00
OPERATIONAL	3.1.1	00:00	00:00	0.00	0.00	0.00	0.00	0.00	0.00	0.00	0.00
	3.1.2	00:00	00:00	0.00	0.00	0.00	0.00	0.00	0.00	0.00	0.00
	3.1.3	00:00	00:00	0.00	0.00	0.00	0.00	0.00	0.00	0.00	0.00
	3.1.4	00:00	00:00	0.00	0.00	0.00	0.00	0.00	0.00	0.00	0.00

Tabular Summary

Pai, Aditya  
 Patient ID 20420  
 24.02.2024  
 9:40:30am

Male 167 cm 77 kg  
 36yrs Indian  
 Meds:

Test Reason:  
 Medical History:

Ref. MD: Ordering MD:  
 Technician: Anita-mokal - Test Type:  
 Comment:

BRUCE: Total Exercise Time 09:09  
 Max HR: 176 bpm 95% of max predicted 184 bpm HR at rest: 82  
 Max BP: 140/80 mmHg BP at rest: 110/70  
 Maximum Workload: 10.30 METS  
 Max. ST: -0.40 mm, 0.00 mV/s in III; EXERCISE STAGE 4 09:09

Reasons for Termination: tiredness  
 Summary: Resting ECG: NSR. Functional Capacity: normal. BP Response to Exercise: normal resting BP - appropriate response. HR Response to Exercise appropriate. Chest Pain: none. Arrhythmias: none. ST Changes: none. Overall impression: Negative stress test.

Phase Name	Stage Name	Time in Stage	Speed (mph)	Grade (%)	Workload (METS)	HR (bpm)	BP (mmHg)	RPP (mmHg*bpm)	VE (min)	ST Level (III/mm)	Comment
PRETEST	SUPINE	00:17	0.00	0.00	1.0	81	110/70	8910	0	0.35	
	STANDING	00:12	0.00	0.00	1.0	81			0	0.30	
	HYPERV	00:09	0.00	0.00	1.0	88			0	0.35	
	WARM-UP	00:17	0.60	0.00	1.0	90			0	0.45	
EXERCISE	STAGE 1	03:00	1.70	10.00	4.6	126	120/70	15120	0	0.60	
	STAGE 2	03:00	2.30	12.00	7.0	142	130/70	18460	0	0.60	
	STAGE 3	03:00	3.40	14.00	10.1	173	140/80	24220	0	-0.15	
	STAGE 4	00:09	4.20	16.00	10.3	173			0	-0.40	
RECOVERY		04:01	0.00	0.00	1.0	120	120/80	14400	0	0.40	

Pai, Aditya

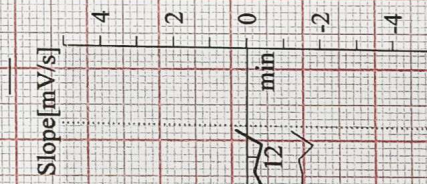
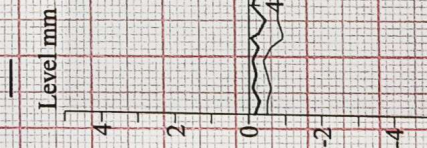
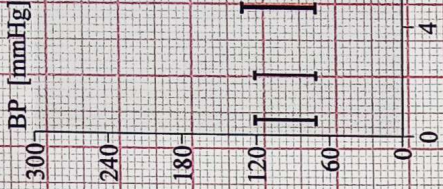
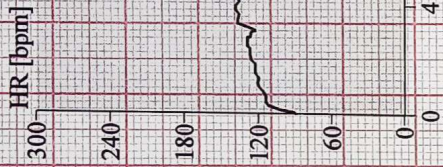
Patient ID 20420

24.02.2024

9:40:30am

Trends: configurable

SURANA SETHU

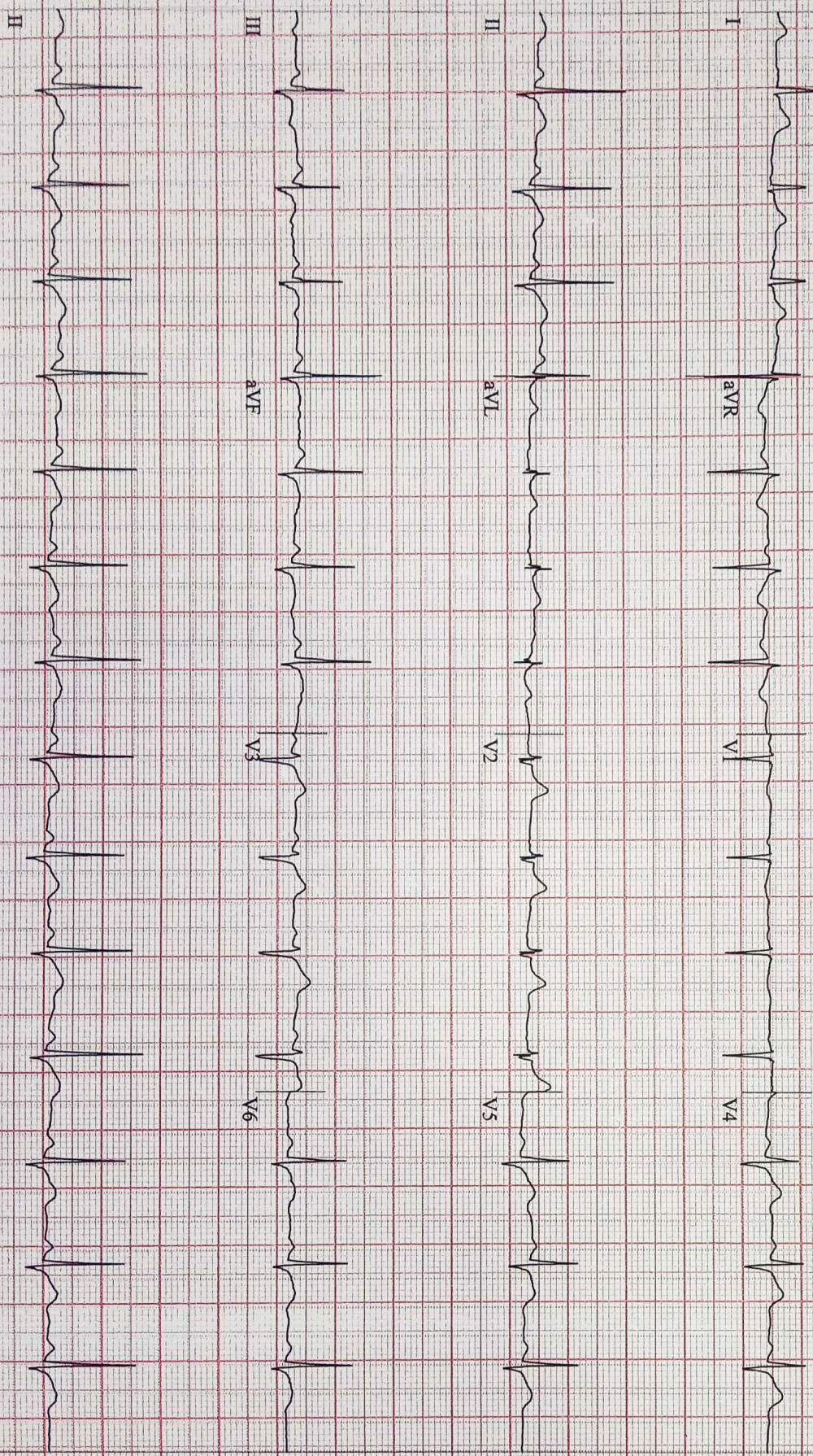


Pati, Aditya  
Patient ID: 20420  
24.02.2024  
9:40:35am

95 bpm

12-Lead Report

SURANA SETHIA HOSPITAL



V6.73 (2)  
aV 50Hz 0.01Hz FRF+ HR(ILI)

Start of Test: 9:40:30am

Page 1

CARDIO BEATS

Pai, Aditya  
Patient ID 20420  
24.02.2024  
9:40:51am

82 bpm  
110/70 mmHg

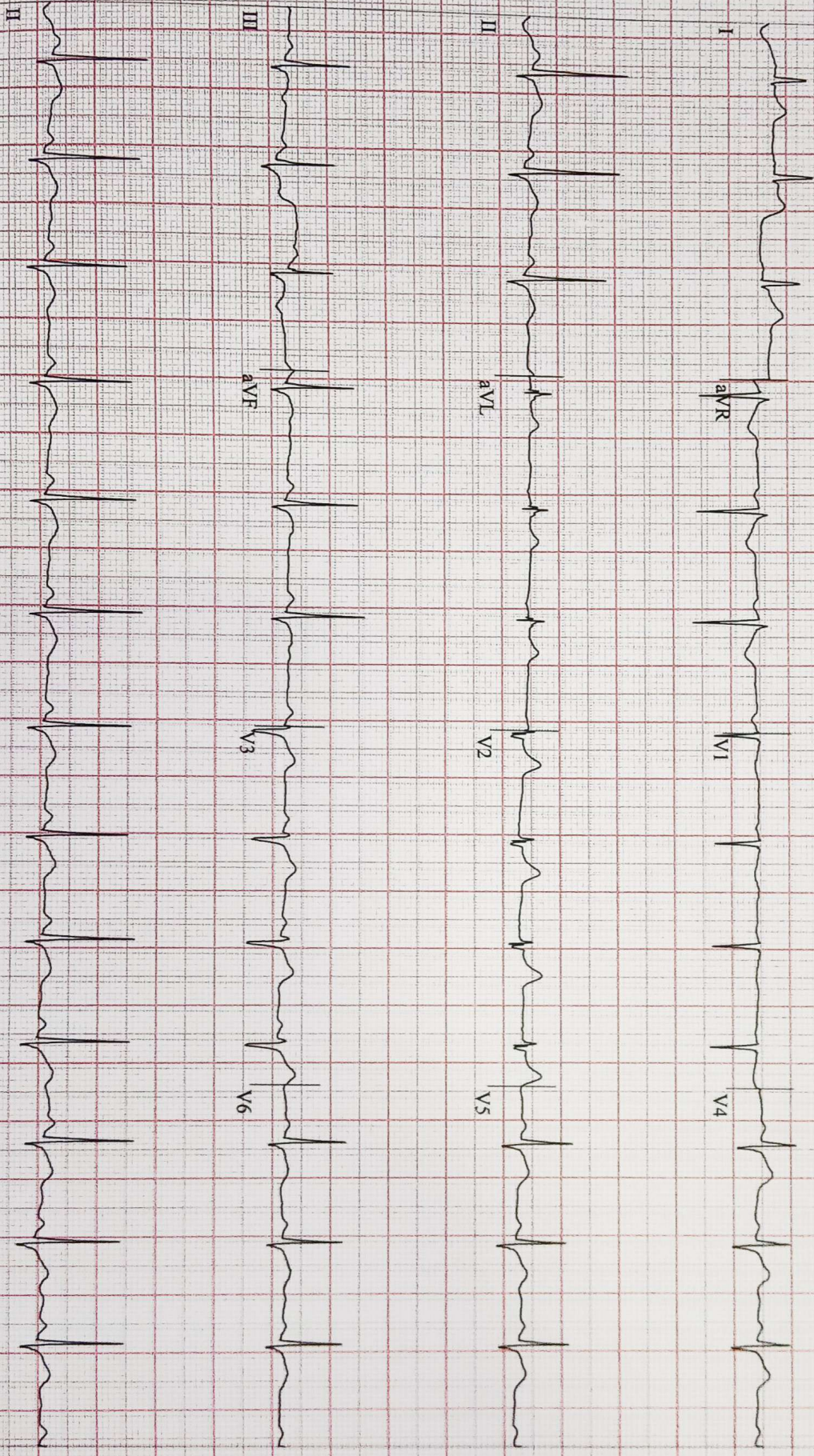
PRETEST  
SUPINE  
00:15

BRUCE  
0.0 mph  
0.0 %

12-Lead Report

SURANA SETHIA HOSPITAL

CARDIO BEATS



V6.75 (2)  
aV 50Hz 0.01Hz FRF+ HR(II,I)

Start of Test: 9:40:30am

Pai, Aditya  
Patient ID 20420  
24.02.2024  
9:41:04am

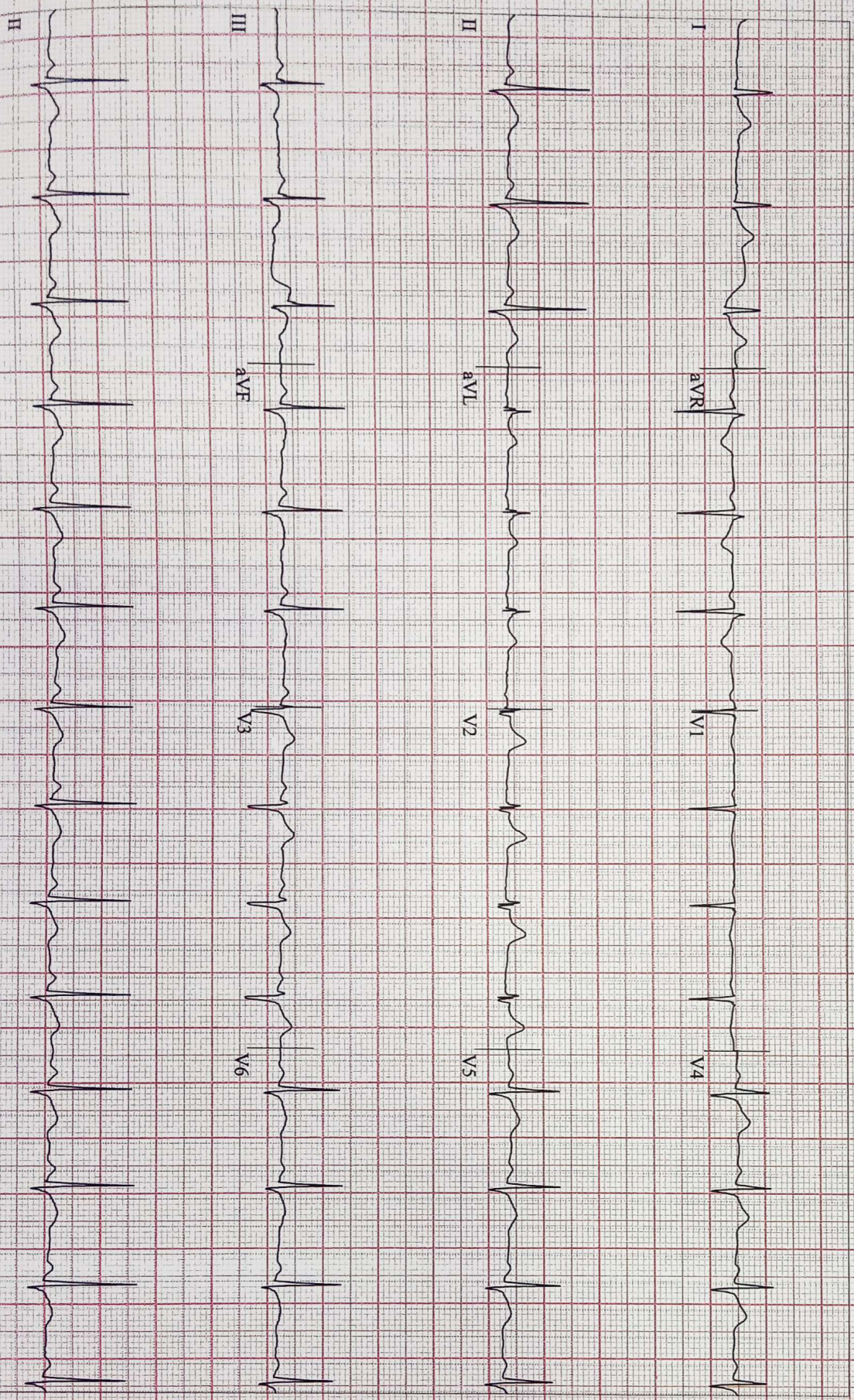
80 bpm  
110/70 mmHg

PRETEST  
STANDING  
00:28

BRUCE  
0.0 mph  
0.0 %

12-Lead Report

SURANA SETHIA HOSPITAL



CARDIO BEATS

V6.73 (2)  
mV 50Hz 0.01Hz PRF+ HR(II, I)

Start of Test: 9:40:30am

Pai, Aditya  
Patient ID 20420  
24.02.2024  
9:41:12am

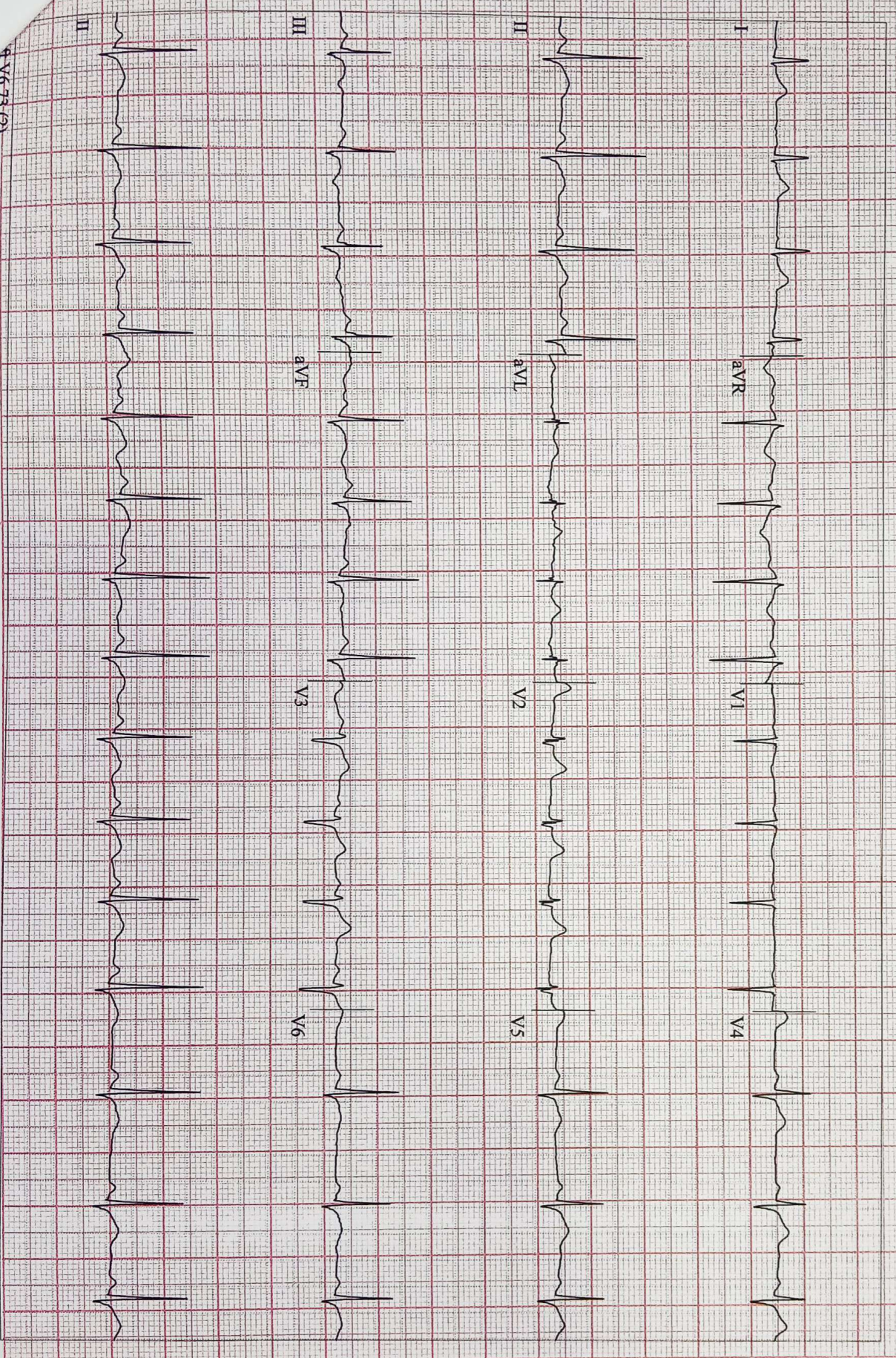
85 bpm  
110/70 mmHg

PRETEST  
HYPERV.  
00:36

BRUCE  
0.0 mph  
0.0 %

12-Lead Report

SURANA SETHIA HOSPITAL



CARDIO BEATS

4 V6.73 (2)  
mV 50Hz 0.01Hz PRF+ HR(1,1)

Start of Test: 9:40:30am



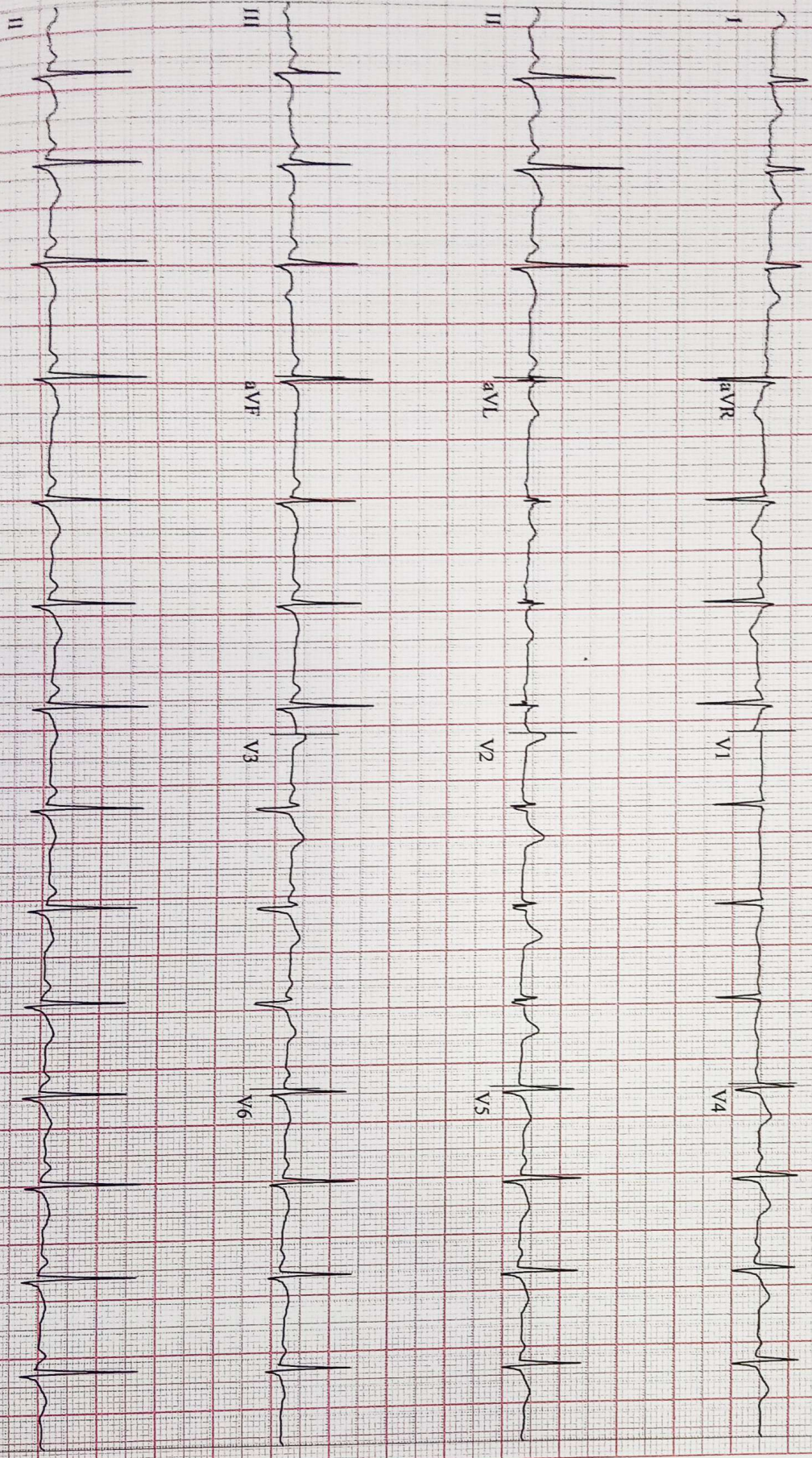
Pati Aditya  
Patient ID 20420  
24.02.2024  
9:41:18am

89 bpm  
110/70 mmHg

12-Lead Report  
PRETEST  
WARM-UP  
00:41

BRUCE  
0.0 mph  
0.0%

SURANA SETHIA HOSPITAL



CARDIO BEATS

16.73 (2)  
V 50Hz 0.01Hz FRF+ HR(ILD)

Start of Test: 9:40:30am

Pai, Aditya  
Patient ID: 20420  
24.02.2024  
9:41:23am

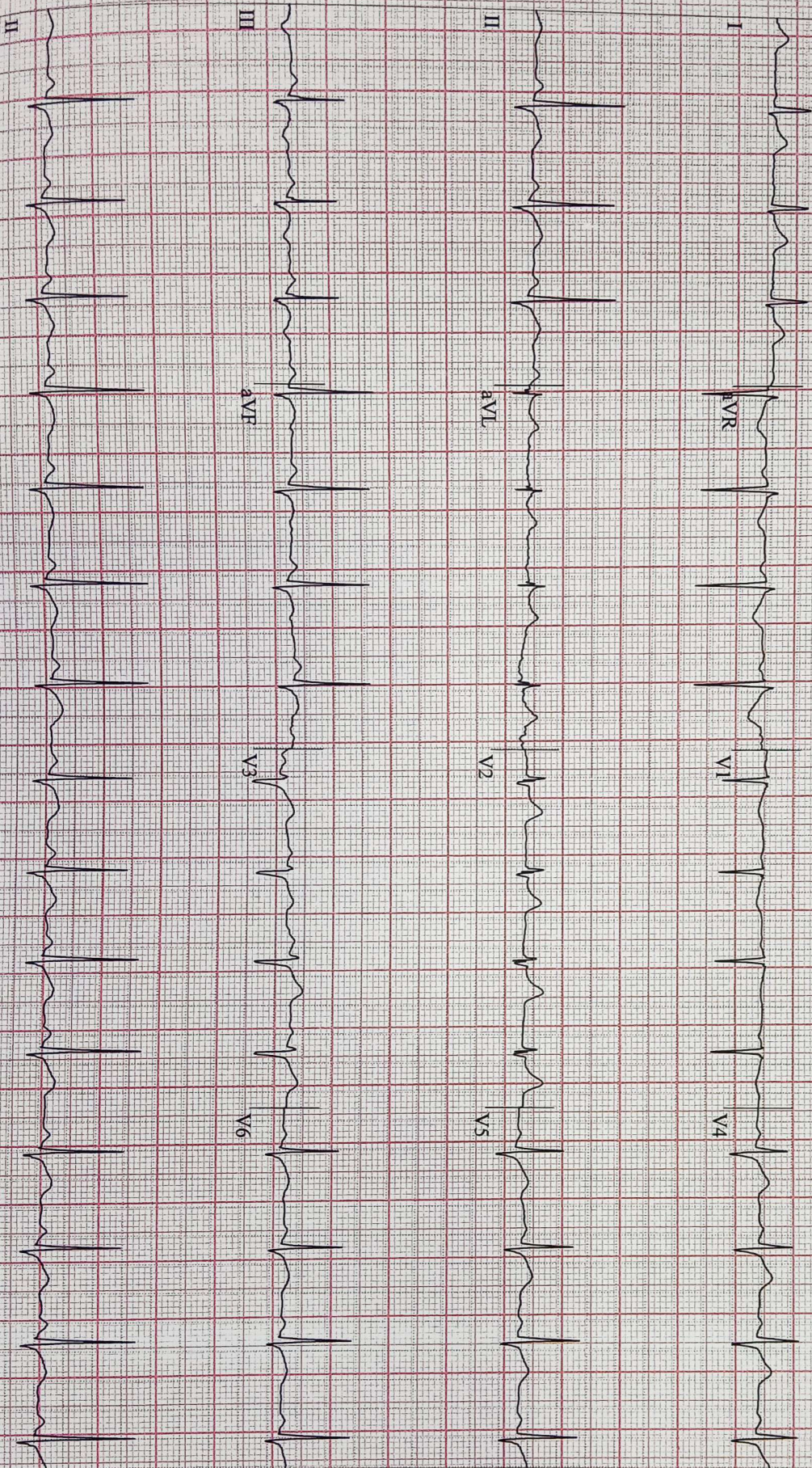
89 bpm  
110/70 mmHg

PRETEST  
WARM-UP  
00:47

BRUCE  
0.0 mph  
0.0 %

12-Lead Report

SURANA SETHIA HOSPITAL



CARDIO BEATS

V6, I3 (2)  
V5 50Hz 0.01Hz FRF+ HR(II, I)

Start of Test: 9:40:30am

Pai, Aditya  
Patient ID 20420  
24.02.2024  
9:44:15am

127 bpm  
120/70 mmHg

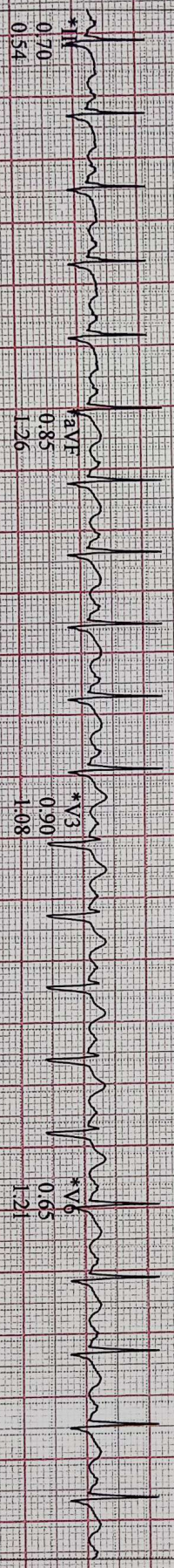
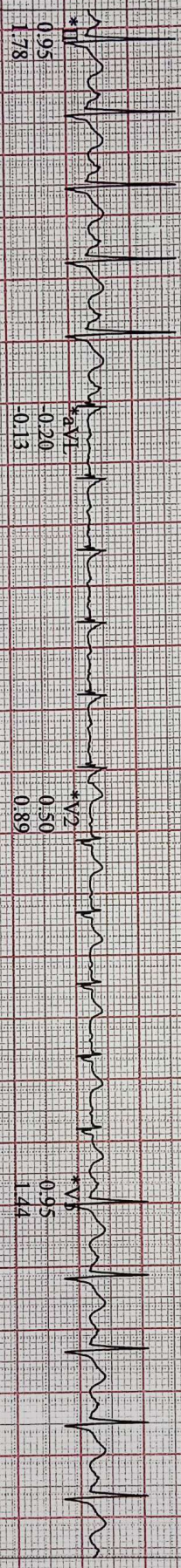
EXERCISE  
STAGE 1  
02:50

BRUCE  
1.7 mph  
10.0%

Linked Medians

SURANA SETHIA HOSPITAL

Lead  
ST Level (mm)  
ST Slope (mV/s)



II  
Raw Data

\*Computer Synthesized Rhythms

V6.73 (2)  
VAV 50Hz 0.01Hz FRF+ HR(V6,V5)

Start of Test: 9:40:30am

CARDIO BEATS

Pai, Aditya  
Patient ID 20420  
24.02.2024  
9:47:15am

141 bpm  
130/70 mmHg

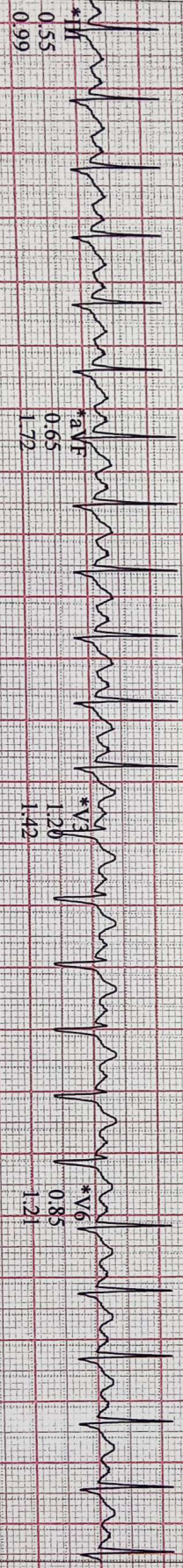
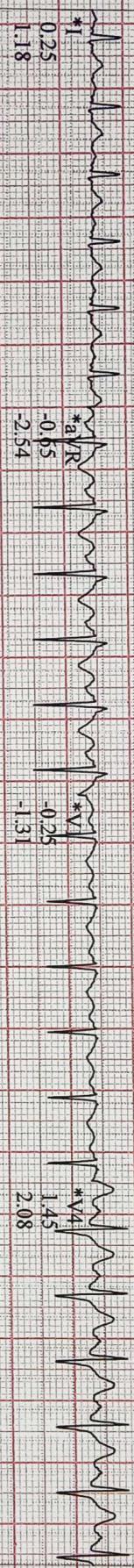
EXERCISE  
STAGE 2  
05:50

BRUCE  
2.5 mph  
12.0%

Linked Medians

SURANA SETHIA HOSPITAL

Lead  
ST Level (mm)  
ST Slope (mV/s)



V6-T3 (2)  
AV 50Hz 0.01Hz FRF+ HR(V6,V5)

Start of Test: 9:40:30am

Page 8

CARDIO BEATS

Pari Aditya  
Patient ID 20420  
24.02.2024  
9:50:15am

171 bpm  
140/80 mmHg

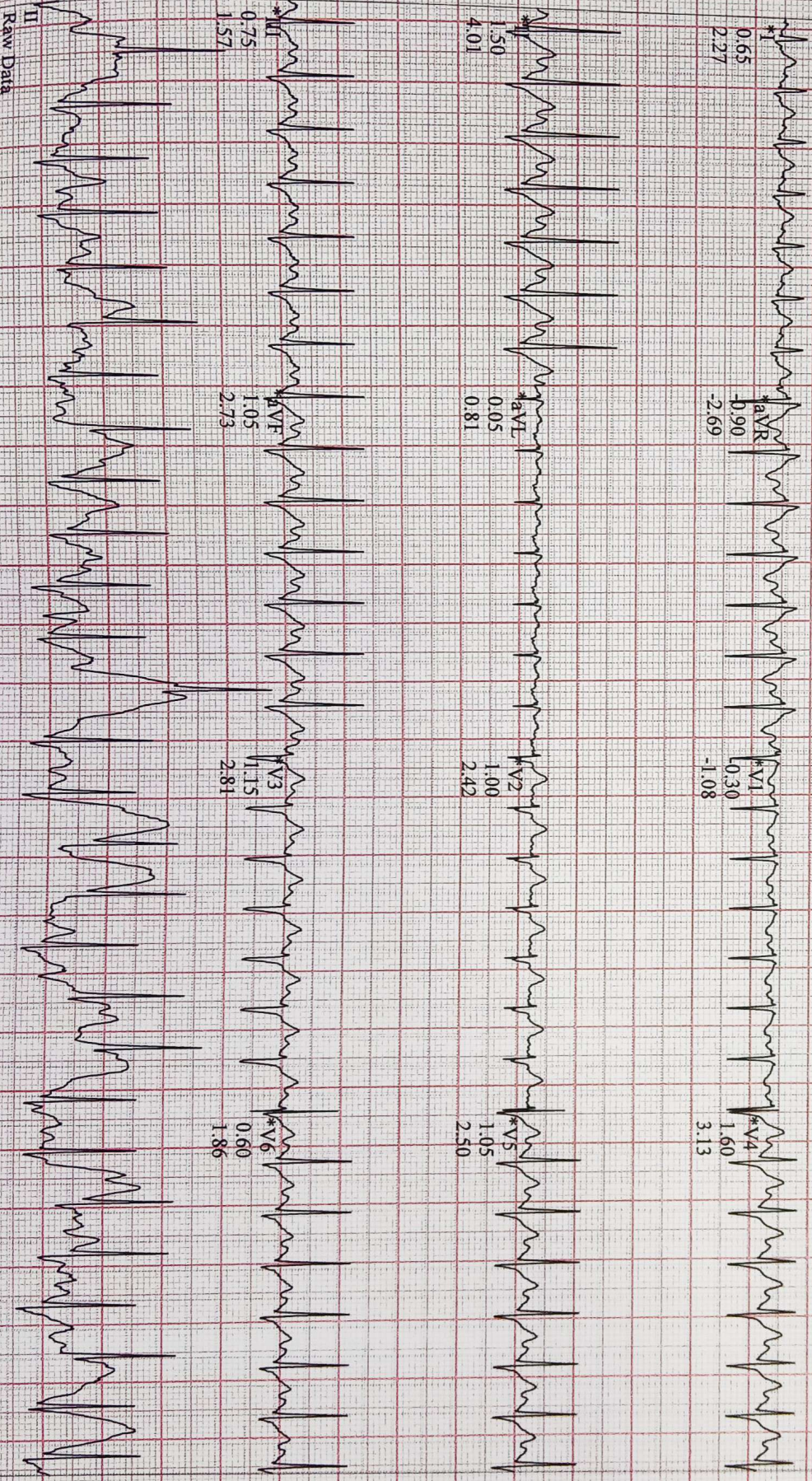
EXERCISE  
STAGE 3  
08:50

BRUCE  
3.4 mph  
14.0 %

Linked Medians

SURANA SETHIA HOSPITAL

Lead  
ST Level (mm)  
ST Slope (mV/s)



CARDIO BEATS

Raw Data  
V6.73 (Q)  
V5 50Hz 0.01Hz FRF+ HR(V6.V5)

\*Computer Synthesized Rhythms

Start of Test: 9:40:30am

Pai, Aditya  
Patient ID 20420  
24.02.2024  
9:50:39am

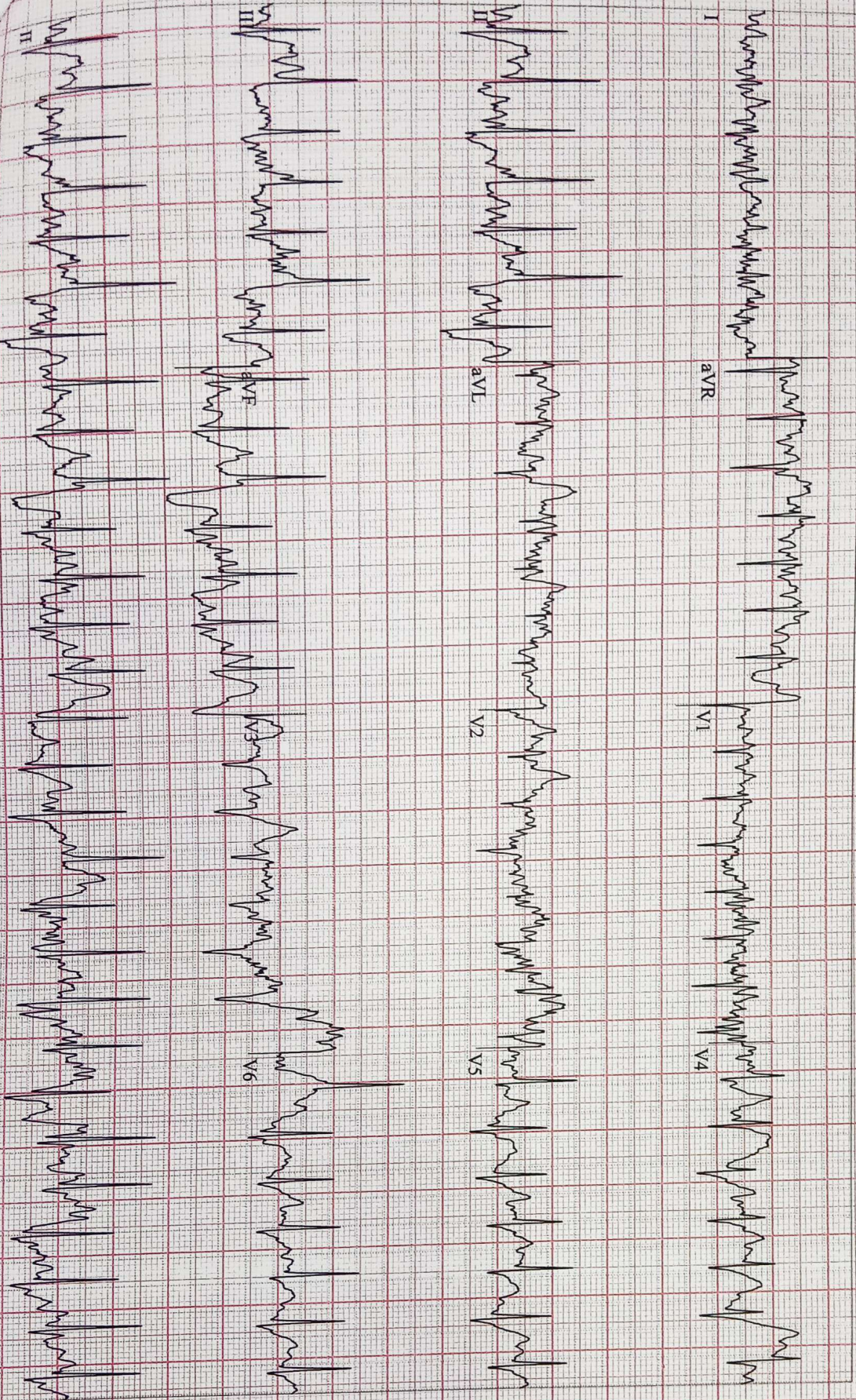
173 bpm  
140/80 mmHg

EXERCISE  
STAGE 4  
09:09

BRUCE  
4.2 mph  
16.0 %

12-Lead Report (PEAK EXERCISE)

SURANA SETHIA HOSPITAL



573 (2)  
50Hz 0.01Hz FRF+ HR(V6,V5)

CARDIO BEATS

Start of Test: 9:40:30am

Pai, Aditya  
Patient ID 20420  
24.02.2024  
9:51:24am

146 bpm

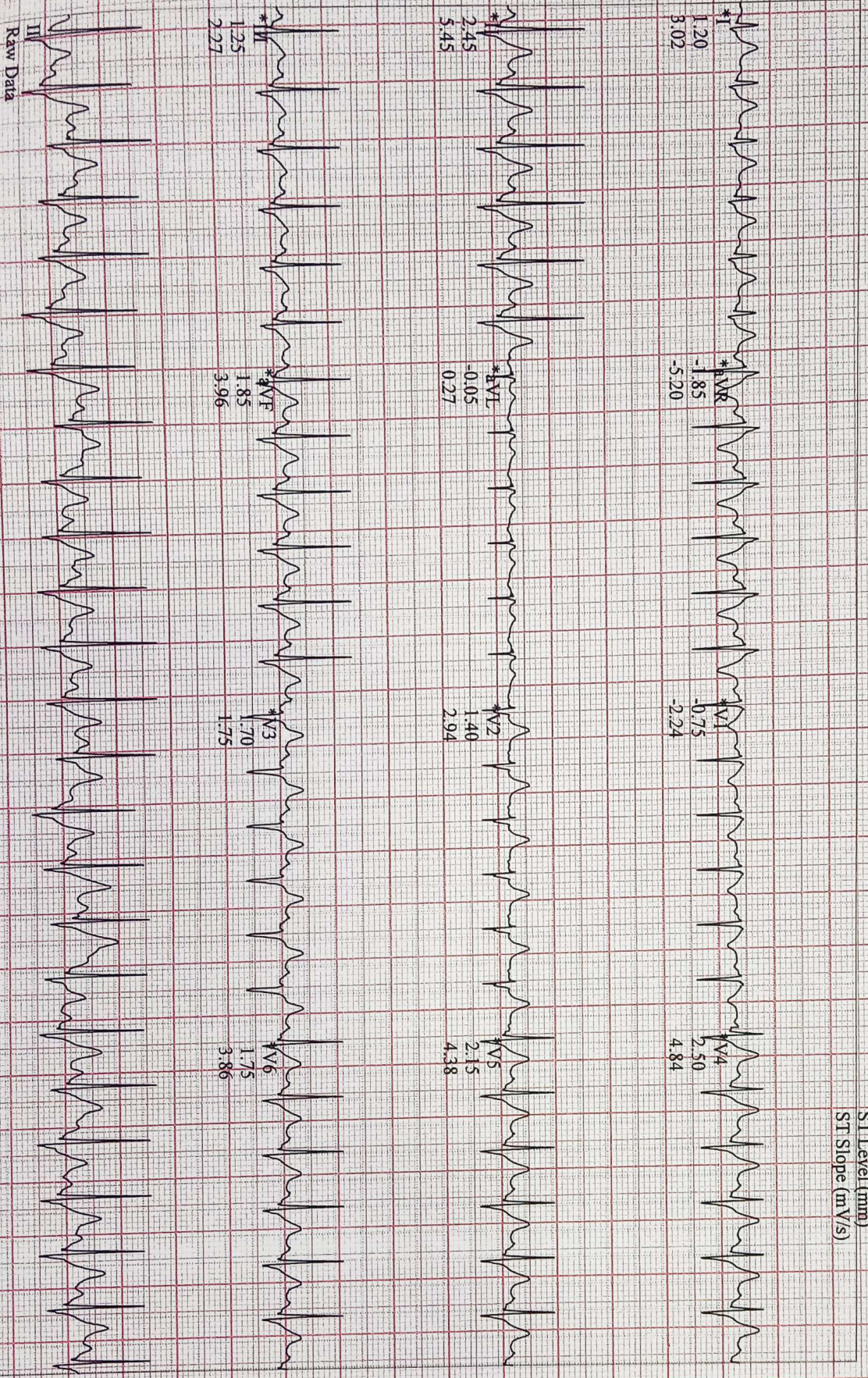
RECOVERY #1  
00:50

BRUCE  
0.6 mph  
0.0 %

Linked Medians

SURANA SETHIA HOSPITAL

Lead  
ST Level (mm)  
ST Slope (mV/s)



CARDIO BEATS

V6.73 (2)  
V 50Hz 0.01Hz FRF+ HR(V6,V5)

Start of Test: 9:40:30am

Pai, Aditya  
Patient ID 20420  
24.02.2024  
9:52:24am

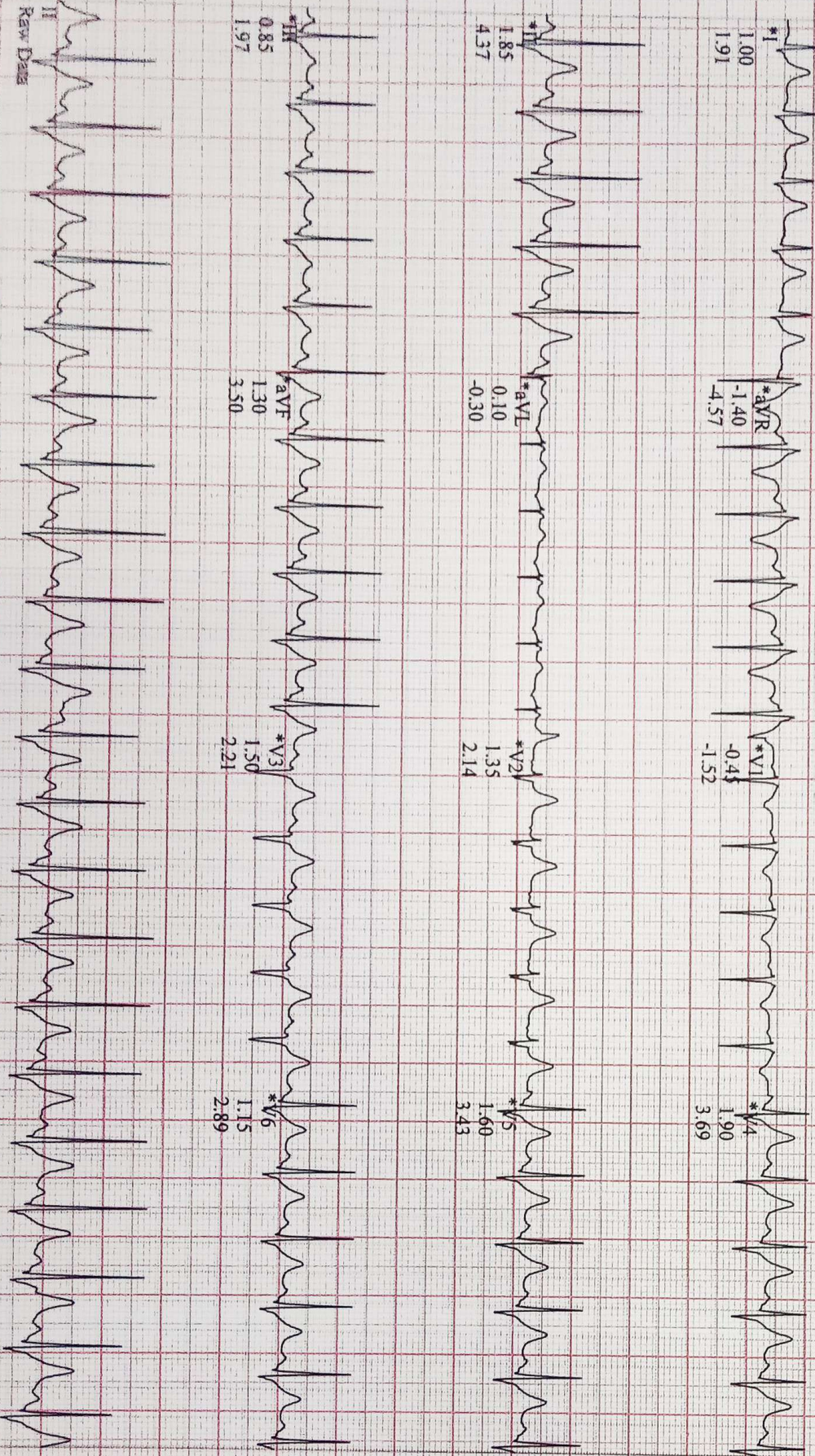
129 bpm

Linked Medians  
RECOVERY #1  
01:50

BRUCE  
0.0 mph  
0.0 %

SURANA SETHIA HOSPITAL

Lead  
ST Level (mm)  
ST Slope (mV/s)



CARDIO BEATS

6.73 (2)  
V 50Hz 0.01Hz FRF+ HR(V6, V5)

\*Computer Synthesized Rhythms

Start of Test: 9:40:30am



Pai, Aditya  
Patient ID 20420  
24.02.2024  
9:53:24am

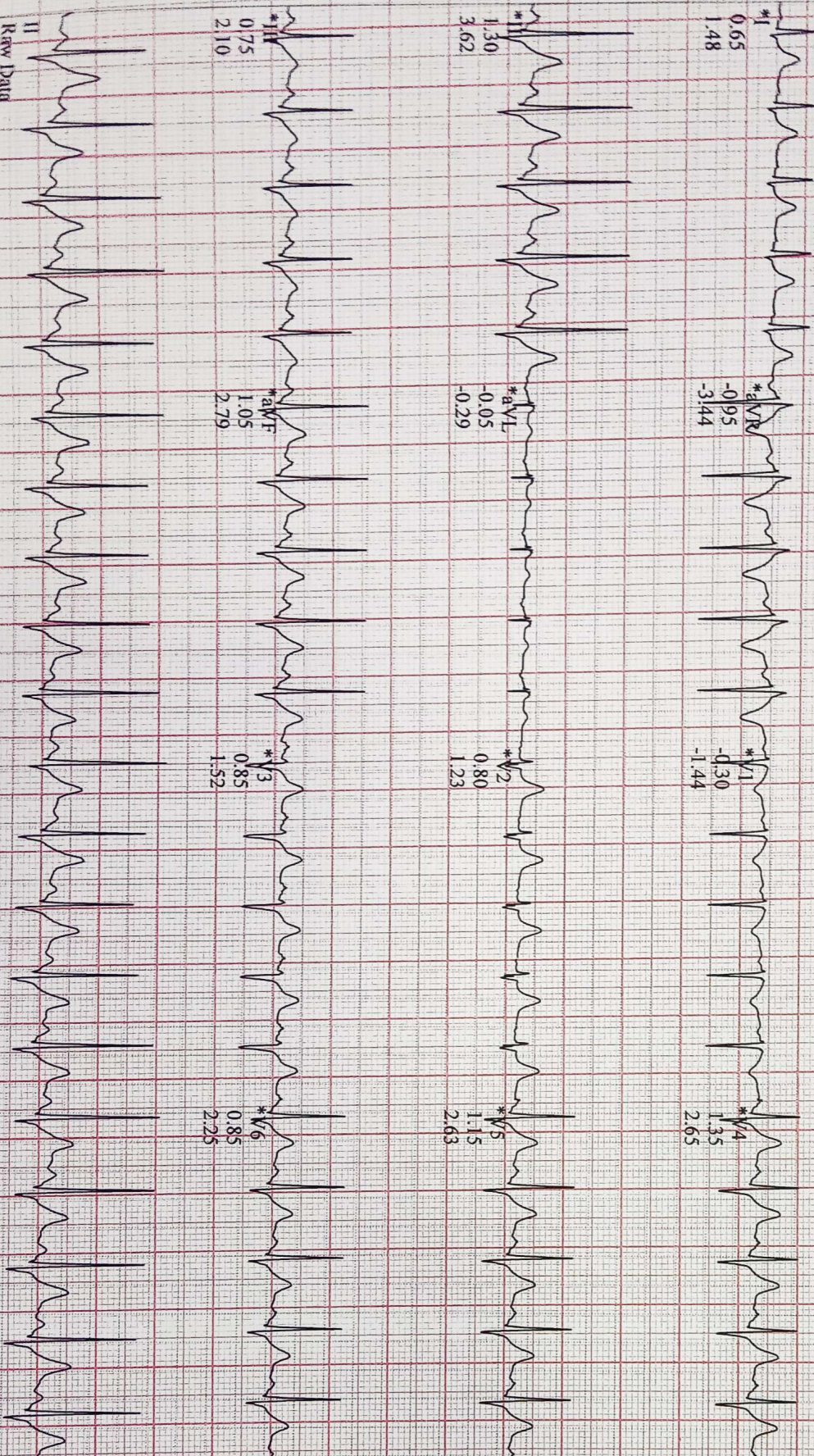
122 bpm  
120/80 mmHg

Linked Medians  
RECOVERY #1  
02:50

BRUCE  
0.0 mph  
0.0 %

SURANA SETHIA HOSPITAL

Lead  
ST Level (mm)  
ST Slope (mV/s)



CARDIO BEATS

V6,73 (2)  
mV 50Hz 0.01Hz FRF+ HR(V6,V5)

Start of Test: 9:40:30am

\*Computer Synthesized Rhythms

Pai, Aditya  
Patient ID 20420  
24.02.2024  
9:54:24am

117 bpm  
120/80 mmHg

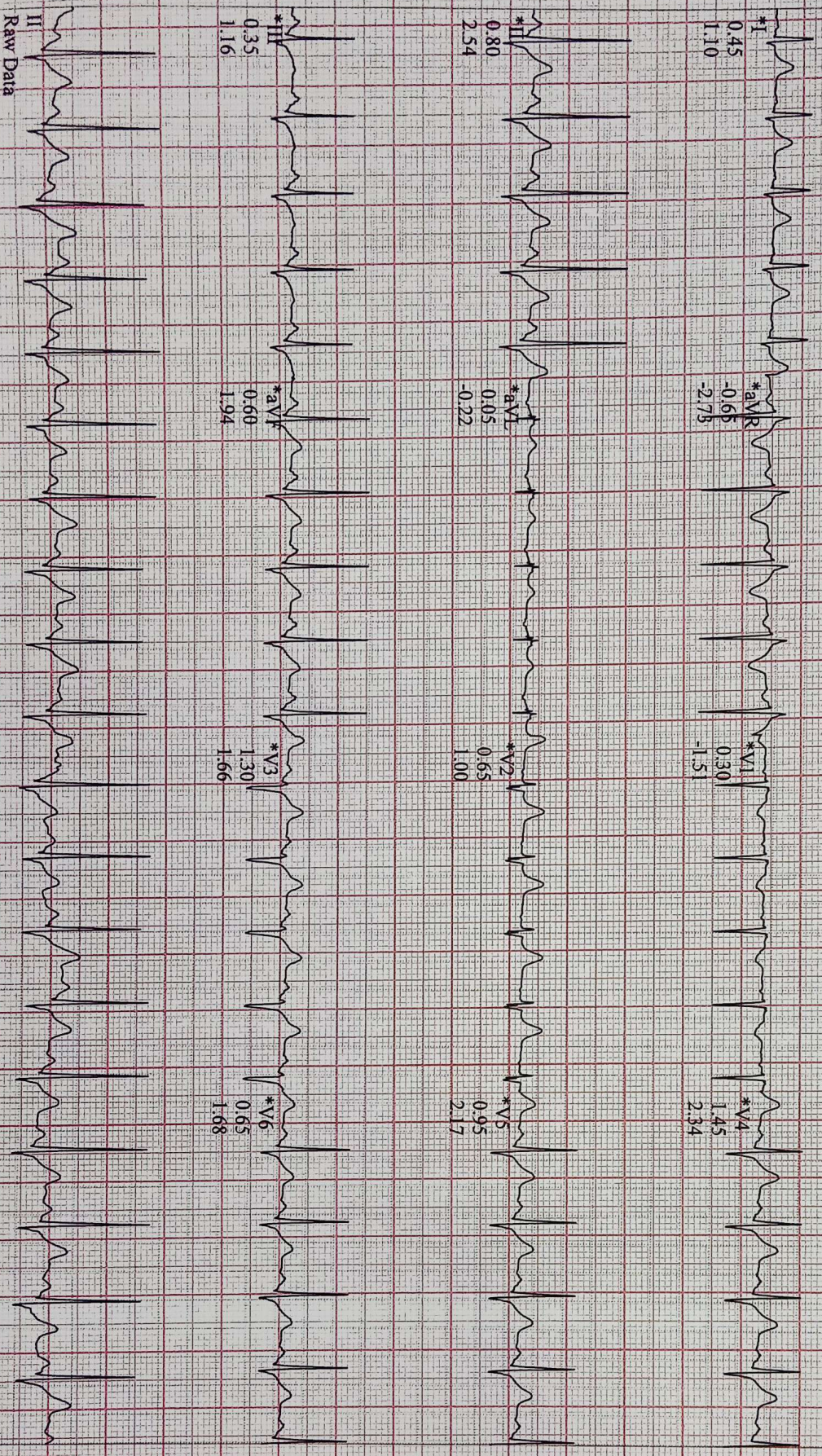
RECOVERY  
#1  
03:50

BRUCE  
0.0 mph  
0.0 %

Linked Medians

SURANA SETHIA HOSPITAL

Lead  
ST Level (mm)  
ST Slope (mV/s)



Raw Data

33 (2)  
50Hz 0.01Hz FRF+ HR(V6,V5)

Start of Test: 9:40:30am

Page 14

CARDIO BEATS



NABH PRE ACCREDITATION  
ENTRY LEVEL HOSPITAL  
PEH-2018-0537



**SURANA SETHIA HOSPITAL  
AND RESEARCH CENTRE  
CHARITABLE**

Chembur | Malad | Bhiwandi | Navi Mumbai

Patient Name : MR. PAI ADITYA HANUMANT  
Ordered Loc : Hospital clinic  
Referred By : Dr.Bank Of Baroda  
Class : OPD  
Current Loc :  
Accession No : 24003697

IP / OP No : 1141601  
Gender : Male Age : 36 Y 11 M 3 D  
Vch No : 1406775  
Received Dt : 24-Feb-2024 15:26  
Reported On : 24-Feb-2024 16:37  
Sample No : 24008901

**COMPLETE HEAMOGRAM (C.B.C.)**

<u>TEST DESCRIPTION</u>	<u>OBSERVED VALUE</u>	<u>REFERENCE RANGE</u>	<u>UNITS</u>
Haemoglobin	15.10	11.50 - 16.00	gm/dL
R.B.C.	5.36	4.00 - 6.00	Mill/C.mm.
P.C.V.	<b>47.30</b>	37.00 - 47.00	%
M.C.V.	88.25	78.00 - 100.00	fL
M.C.H.	28.17	27.00 - 31.00	pg
M.C.H.C.	<b>31.92</b>	32.00 - 36.00	%
RDW	13.5	11.0 - 15.0	%
Total W.B.C. Count	6500	4000 - 11000	/C.mm
<b><u>DIFFERENTIAL COUNT</u></b>			
Neutrophils	60	40 - 75	%
Eosinophils	2	1 - 6	%
Basophils	0	0 - 1	%
Lymphocytes	35	20 - 45	%
Monocytes	3	1 - 10	%
WBC MORPHOLOGY	Normal		
RBC MORPHOLOGY	Normal		
PLATELET COUNT	237	150 - 450	10 <sup>3</sup> /ul
PLATELETS	Adequate		

\*\* END OF REPORT \*\*

Checked By

Authorized By Technician

Dr. Pragati Pote  
MB, DPB,  
(Path & Bact)

Provisional

Printed By : SSSL on 24/02/2024 04:37:25PM

A Social Venture of

**SURANA CHARITABLE TRUST**

Regd. No. E 15635 With Charity Commissioner Mumbai

Income Exemption No. DIT (E) / MC / 80G / 524 /2009 - 10. 12-A Registration No. TR/31324.

Sumannagar, Sion Trombay Road, Chembur, Mumbai - 400071 **Tel. : 022-3378 3378**

Email: info@suranasethiahospital.in Web. : www.suranasethiahospital.com

Page 1 of 1



NABH PRE ACCREDITATION  
ENTRY LEVEL HOSPITAL  
PEH-2018-0537



**SURANA SETHIA HOSPITAL  
AND RESEARCH CENTRE  
CHARITABLE**


Chembur | Malad | Bhiwandi | Navi Mumbai

Patient Name : MR. PAI ADITYA HANUMANT  
Ordered Loc : Hospital clinic  
Referred By : Dr. Bank Of Baroda  
Class : OPD  
Current Loc :  
Accession No : 24003697

IP / OP No : 1141601  
Gender : Male Age :36 Y 11 M 3 D  
Vch No : 1406775  
Received Dt : 24-Feb-2024 15:26  
Reported On : 24-Feb-2024 16:37  
Sample No : 24008899

**BLOOD GROUP & RH TYPE**

<u>TEST DESCRIPTION</u>	<u>OBSERVED VALUE</u>	<u>REFERENCE RANGE</u> UNITS
<b><u>BLOOD GROUP &amp; RH TYPE</u></b>		
ABO Group	"B"	
Rh Factor	POSITIVE	
	** END OF REPORT **	

  
Checked By

Provisional

Authorized By Technician

Printed By : SSSL on 24/02/2024 04:37:39PM



Dr. Pragati Pote  
MB, DPB,  
(Path & Bact)

A Social Venture of

**SURANA CHARITABLE TRUST**

Regd. No. E 15635 With Charity Commissioner Mumbai

Income Exemption No. DIT (E) / MC / 80G / 524 / 2009 - 10. 12-A Registration No. TR/31324.

Sumannagar, Sion Trombay Road, Chembur, Mumbai - 400071 **Tel. : 022-3378 3378**

Email: info@suranasethiahospital.in Web : www.suranasethiahospital.com



NABH PRE ACCREDITATION  
ENTRY LEVEL HOSPITAL  
PEH-2018-0537



**SURANA SETHIA HOSPITAL  
AND RESEARCH CENTRE  
CHARITABLE**

Chembur | Malad | Bhiwandi | Navi Mumbai

Patient Name : MR. PAI ADITYA HANUMANT  
Ordered Loc : Hospital clinic  
Referred By : Dr.Bank Of Baroda  
Class : OPD  
Current Loc :  
Accession No : 24003697

IP / OP No : 1141601  
Gender : Male Age : 36 Y 11M 3 D  
Vch No : 1406775  
Received Dt : 24-Feb-2024 15:26  
Reported On : 24-Feb-2024 16:37  
Sample No : 24008898

**ESR**

<u>TEST DESCRIPTION</u>	<u>OBSERVED VALUE</u>	<u>REFERENCE RANGE\UNITS</u>
ESR (Erythrocyte Sedimentation Rate)	15	1 - 20 mm/hr

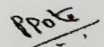
\*\* END OF REPORT \*\*

  
Checked By

Provisional

Authorized By Technician

Printed By : SSSL on 24/02/2024 04:37:47PM

  
Dr. Pragati Pote  
MB, DPB,  
(Path & Bact)

A Social Venture of

**SURANA CHARITABLE TRUST**

Regd. No. E 15635 With Charity Commissioner Mumbai

Income Exemption No. DIT (E) / MC / 80G / 524 / 2009 - 10. 12-A Registration No. TR/31324.

Sumannagar, Sion Trombay Road, Chembur, Mumbai - 400071 **Tel. : 022-3378 3378**

Email: info@suranasethiahospital.in Web. : www.suranasethiahospital.com



NABH PRE ACCREDITATION  
ENTRY LEVEL HOSPITAL  
PEH-2018-0537



**SURANA SETHIA HOSPITAL  
AND RESEARCH CENTRE  
CHARITABLE**

Chembur | Malad | Bhiwandi | Navi Mumbai

Patient Name : MR. PAI ADITYA HANUMANT  
Ordered Loc : Hospital clinic  
Referred By : Dr.Bank Of Baroda  
Class : OPD  
Current Loc :  
Accession No : 24003697

IP / OP No : 1141601  
Gender : Male Age : 36 Y 11 M 3 D  
Vch No : 1406775  
Received Dt : 24-Feb-2024 15:26  
Reported On : 24-Feb-2024 16:39  
Sample No : 24008903

### RENAL FUNCTION TEST

<u>TEST DESCRIPTION</u>	<u>OBSERVED VALUE</u>	<u>REFERENCE RANGE\UNITS</u>
BUN	12.0	6.0 - 21.0 mg/dl
Uric Acid	6.0	3.5 - 7.2 mg/dl
Sodium [Na+]	140	135 - 155 mmol/L
Potassium [K+]	4.2	3.6 - 5.5 mmol/L
Chloride [Cl-]	100	96 - 108 mmol/L
Calcium	8.4	8.4 - 10.2 mg/dl
Phosphorus	2.9	2.5 - 4.5 mg/dl
Serum Alkaline Phosphates	62.0	28.0 - 111.0 IU/L
Serum Proteins Total	7.2	6.0 - 8.2 gm%
Serum Albumin	4.1	3.0 - 5.0 gm%
Serum Globulin	3.10	1.90 - 3.50 gm%
Albumin : Globulin Ratio	1.32	0.90 - 2.00 gm%
Serum Creatinine	0.9	0.5 - 1.5 mg/dl

\*\* END OF REPORT \*\*

Checked By

Provisional

Authorized By Technician

Printed By : SSSL on 24/02/2024 04:39:49PM

Dr. Pragati Pote  
MB, DPB,  
(Path & Bact)

A Social Venture of

**SURANA CHARITABLE TRUST**

Regd. No. E 15635 With Charity Commissioner Mumbai

Income Exemption No. DIT (E) / MC / 80G / 524 / 2009 - 10. 12-A Registration No. TR/31324.

Sumannagar, Sion Trombay Road, Chembur, Mumbai - 400071 **Tel. : 022-3378 3378**

Email: info@suranasethiahospital.in Web : www.suranasethiahospital.com



NABH PRE ACCREDITATION  
ENTRY LEVEL HOSPITAL  
PEH-2018-0537



**SURANA SETHIA HOSPITAL  
AND RESEARCH CENTRE  
CHARITABLE**

Chembur | Malad | Bhiwandi | Navi Mumbai

Patient Name : MR. PAI ADITYA HANUMANT  
Ordered Loc : Hospital clinic  
Referred By : Dr.Bank Of Baroda  
Class : OPD  
Current Loc :  
Accession No : 24003697

IP / OP No : 1141601  
Gender : Male Age : 36 Y 11 M 3 D  
Vch No : 1406775  
Received Dt : 24-Feb-2024 15:26  
Reported On : 24-Feb-2024 16:39  
Sample No : 24008903

### LIVER FUNCTION TEST

<u>TEST DESCRIPTION</u>	<u>OBSERVED VALUE</u>	<u>REFERENCE RANGE</u>	<u>UNITS</u>
Total Bilirubin	0.6	0.1 - 1.2	mg/dl
Conjugated (Direct) Bilirubin	0.3	0.0 - 0.3	mg/dl
Unconjugated (Indirect) Bilirubin	0.3	0.1 - 1.0	mg/dL
SGOT	28.0	15.0 - 46.0	U/L
SGPT	33.0	13.0 - 69.0	U/L
Serum Alkaline Phosphates	62.0	28.0 - 111.0	IU/L
Serum Proteins Total	7.2	6.0 - 8.2	gm%
Serum Albumin	4.1	3.0 - 5.0	gm%
Serum Globulin	3.10	1.90 - 3.50	gm%
Albumin : Globulin Ratio	1.32	0.90 - 2.00	gm%
Serum Creatinine	0.9	0.5 - 1.5	mg/dl

\*\* END OF REPORT \*\*

Checked By

Provisional

Authorized By Technician

Printed By : SSSL on 24/02/2024 04:39:49PM

Dr. Pragati Pote  
MB, DPB,  
(Path & Bact)

A Social Venture of

**SURANA CHARITABLE TRUST**

Regd. No. E 15635 With Charity Commissioner Mumbai

Income Exemption No. DIT (E) / MC / 80G / 524 / 2009 - 10, 12-A Registration No. TR/31324.

Sumannagar, Sion Trombay Road, Chembur, Mumbai - 400071 **Tel. : 022-3378 3378**

Email: info@suranasethiahospital.in Web. : www.suranasethiahospital.com

Page 2 of 4



NABH PRE ACCREDITATION  
ENTRY LEVEL HOSPITAL  
PEH-2018-0537



**SURANA SETHIA HOSPITAL  
AND RESEARCH CENTRE  
CHARITABLE**

Chembur | Malad | Bhiwandi | Navi Mumbai

Patient Name : MR. PAI ADITYA HANUMANT  
Ordered Loc : Hospital clinic  
Referred By : Dr.Bank Of Baroda  
Class : OPD  
Current Loc :  
Accession No : 24003697

IP / OP No : 1141601  
Gender : Male Age : 36 Y 11M 3 D  
Vch No : 1406775  
Received Dt : 24-Feb-2024 15:26  
Reported On : 24-Feb-2024 16:39  
Sample No : 24008903

**LIPID PROFILE**

**TEST DESCRIPTION**

**OBSERVED VALUE**

**REFERENCE RANGE UNITS**

Total Cholesterol	183	150 - 250	mg%
Triglycerides	160	35 - 160	mg%
HDL Cholesterol	38	30 - 70	mg%
VLDL Cholesterol	32.00	7.00 - 35.00	mg%
LDL Cholesterol	113.00	108.00 - 145.00	mg%
LDL/HDL Ratio	2.97	1.10 - 3.90	
TC/HDL CHOL Ratio	4.82	3.50 - 5.00	

\*\* END OF REPORT \*\*

Checked By

Provisional

Authorized By Technician

Printed By : SSSL on 24/02/2024 04:39:49PM

Dr. Pragati Pote  
MB, DPB,  
(Path & Bact)

A Social Venture of

**SURANA CHARITABLE TRUST**

Regd. No. E 15635 With Charity Commissioner Mumbai

Income Exemption No. DIT (E) / MC / 80G / 524 /2009 - 10. 12-A Registration No. TR/31324.

Sumannagar, Sion Trombay Road, Chembur, Mumbai - 400071 **Tel. : 022-3378 3378**

Email: info@suranasethiahospital.in Web. : www.suranasethiahospital.com





NABH PRE ACCREDITATION  
ENTRY LEVEL HOSPITAL  
PEH-2018-0537



**SURANA SETHIA HOSPITAL  
AND RESEARCH CENTRE  
CHARITABLE**

Chembur | Malad | Bhiwandi | Navi Mumbai

Patient Name : MR. PAI ADITYA HANUMANT  
Ordered Loc : Hospital clinic  
Referred By : Dr.Bank Of Baroda  
Class : OPD  
Current Loc :  
Accession No : 24003697

IP / OP No : 1141601  
Gender : Male Age : 36 Y 11 M 3 D  
Vch No : 1406775  
Received Dt : 24-Feb-2024 15:26  
Reported On : 24-Feb-2024 16:39  
Sample No : 24008903

**BLOOD SUGAR F/PP**

**TEST DESCRIPTION**

**OBSERVED VALUE**

**REFERENCE RANGE\UNITS**

Blood Sugar Fasting (FBS)

102

70 - 110 mg%

Urine Sugar (Fasting)

Absent

Urine Ketone (Fasting)

Absent

\*\* END OF REPORT \*\*

Checked By

Provisional

Authorized By Technician

Printed By : SSSL on 24/02/2024 04:39:47PM

Dr. Pragati Pote  
MB, DPB,  
(Path & Bact)

A Social Venture of

**SURANA CHARITABLE TRUST**

Regd. No. E 15635 With Charity Commissioner Mumbai

Income Exemption No. DIT (E) / MC / 80G / 524 / 2009 - 10. 12-A Registration No. TR/31324.

Sumannagar, Sion Trombay Road, Chembur, Mumbai - 400071 **Tel. : 022-3378 3378**

Email: info@suranasethiahospital.in Web : www.suranasethiahospital.com



NABH PRE ACCREDITATION  
ENTRY LEVEL HOSPITAL  
PEH-2018-0537



**SURANA SETHIA HOSPITAL  
AND RESEARCH CENTRE  
CHARITABLE**

Chembur | Malad | Bhiwandi | Navi Mumbai

Patient Name : MR. PAI ADITYA HANUMANT  
Ordered Loc : Hospital clinic  
Referred By : Dr.Bank Of Baroda  
Class : OPD  
Current Loc :  
Accession No : 24003697


IP / OP No : 1141601  
Gender : Male Age : 36 Y 11 M 3 D  
Vch No : 1406775  
Received Dt : 24-Feb-2024 15:26  
Reported On : 24-Feb-2024 16:39  
Sample No : 24008902

**BLOOD SUGAR F/PP**

<u>TEST DESCRIPTION</u>	<u>OBSERVED VALUE</u>	<u>REFERENCE RANGE</u>	<u>UNITS</u>
Blood Sugar Post Prandial (PPBS)	130	70 - 140	mg/dl
Urine Sugar (PP)	Absent		
Urine Ketone (PP)	Absent		

METHOD GLUCOSE OXIDASE PEROXIDASE (GOD /POD)


**\*\* END OF REPORT \*\***

  
Checked By

Provisional

Authorized By Technician

Printed By : SSSL on 24/02/2024 04:39:59PM

  
Dr. Pragati Pote  
MB, DPB,  
(Path & Bact)

A Social Venture of

**SURANA CHARITABLE TRUST**

Regd. No. E 15635 With Charity Commissioner Mumbai

Income Exemption No. DIT (E) / MC / 80G / 524 /2009 - 10. 12-A Registration No. TR/31324.

Sumannagar, Sion Trombay Road, Chembur, Mumbai - 400071 **Tel. : 022-3378 3378**

Email: info@suranasethiahospital.in Web. : www.suranasethiahospital.com



NABH PRE ACCREDITATION  
ENTRY LEVEL HOSPITAL  
PEH-2018-0537



**SURANA SETHIA HOSPITAL  
AND RESEARCH CENTRE  
CHARITABLE**

Chembur | Malad | Bhiwandi | Navi Mumbai

Patient Name : MR. PAI ADITYA HANUMANT  
Ordered Loc : Hospital clinic  
Referred By : Dr.Bank Of Baroda  
Class : OPD  
Current Loc :  
Accession No : 24003697

IP / OP No : 1141601  
Gender : Male Age : 36 Y 11M 3 D  
Vch No : 1406775  
Received Dt : 24-Feb-2024 15:26  
Reported On : 24-Feb-2024 16:40  
Sample No : 24008897

**URINE ANALYSIS**

**TEST DESCRIPTION**

**OBSERVED VALUE**

**REFERENCE RANGE/UNITS**

**PHYSICAL EXAMINATION**

Quantity	20 ml
Colour	Pale yellow
Appearance	Clear
Deposit	Absent
Reaction [PH]	Acidic
Specific Gravity	1.015

**CHEMICAL EXAMINATION**

Urine Albumin	Absent
Sugar	Absent
Ketone Bodies	Absent
Occult Blood	Absent
Bile Pigment	Absent
Bile Salt	Absent

**MICROSCOPIC EXAMINATION**

Red Blood Cells	Absent	00-02
Pus Cells	2 - 3	00-02 / hpf
Epithelial Cells	1 - 2	00-02 / hpf
Casts	Absent	
Crystals	Absent	
Spermatozoa	Absent	
Trichomonas Vaginalis	Absent	
Yeast Cells	Absent	
Amorphous Deposits	Absent	
Bacteria	Absent	

\*\* END OF REPORT \*\*

Checked By

Authorized By Technician


Dr. Pragati Pote  
MB, DPB,  
(Path & Bact)

Provisional Printed By : SSSL on 24/02/2024 04:40:18PM

A Social Venture of

**SURANA CHARITABLE TRUST**

Regd. No. E 15635 With Charity Commissioner Mumbai  
Income Exemption No. DIT (E) / MC / 80G / 524 / 2009 - 10. 12-A Registration No. TR/31324.  
Sumannagar, Sion Trombay Road, Chembur, Mumbai - 400071 **Tel. : 022-3378 3378**  
Email: info@suranasethiahospital.in Web. : www.suranasethiahospital.com



NABH PRE ACCREDITATION  
ENTRY LEVEL HOSPITAL  
PEH-2018-0537



**SURANA SETHIA HOSPITAL  
AND RESEARCH CENTRE  
CHARITABLE**

Chembur | Malad | Bhiwandi | Navi Mumbai

NAME : ADITYA PAI (36Y/M)  
REF. BY : SELF  
TEST ASKED : T3-T4-USTSH

**SAMPLE COLLECTED AT :**  
(4000711424),SURANA SETHIA HOSPITAL,SION - TROMBAY  
ROAD, SUMAN NAGAR, CHEMBUR, MUMBAI, MAHARASHTRA  
400071,400071

TEST NAME	TECHNOLOGY	VALUE	UNITS	Bio. Ref. Interval.
TOTAL TRIIODOTHYRONINE (T3)	C.M.I.A	102	ng/dL	58-159
TOTAL THYROXINE (T4)	C.M.I.A	5.84	µg/dL	4.87-11.72
TSH - ULTRASENSITIVE	C.M.I.A	0.918	µIU/mL	0.35-4.94

**The Biological Reference Ranges is specific to the age group. Kindly correlate clinically.**

**Method :**

T3 - Fully Automated Chemi Luminescent Microparticle Immunoassay  
T4 - Fully Automated Chemi Luminescent Microparticle Immunoassay  
USTSH - Fully Automated Chemi Luminescent Microparticle Immunoassay

**Disclaimer :**

Results should always be interpreted using the reference range provided by the laboratory that performed the test. Different laboratories do tests using different technologies, methods and using different reagents which may cause difference in reference ranges and hence it is recommended to interpret result with assay specific reference ranges provided in the reports. To diagnose and monitor therapy doses, it is recommended to get tested every time at the same Laboratory.

Sample Collected on (SCT) : 24 Feb 2024 08:20  
Sample Received on (SRT) : 24 Feb 2024 12:52  
Report Released on (RRT) : 24 Feb 2024 15:43  
Sample Type : SERUM  
Labcode : 2402074121/AJ392  
Barcode : CC461979



Dr Shruti MD (Path)

Dr Sumanta Basak, DPB

Page : 1 of 2

A Social Venture of

**SURANA CHARITABLE TRUST**

Regd. No. E 15635 With Charity Commissioner Mumbai

Income Exemption No. DIT (E) / MC / 80G / 524 / 2009 - 10. 12-A Registration No. TR/31324.

Sumannagar, Sion Trombay Road, Chembur, Mumbai - 400071 **Tel. : 022-3378 3378**

Email: info@suranasethiahospital.in Web. : www.suranasethiahospital.com



NABH PRE ACCREDITATION  
ENTRY LEVEL HOSPITAL  
PEH-2018-0537



**SURANA SETHIA HOSPITAL  
AND RESEARCH CENTRE  
CHARITABLE**

Chembur | Malad | Bhiwandi | Navi Mumbai

NAME : ADITYA PAI (36Y/M)  
REF. BY : SELF  
TEST ASKED : HbA1c

SAMPLE COLLECTED AT :  
(4000711424),SURANA SETHIA HOSPITAL,SION -  
TROMBAY ROAD, SUMAN NAGAR, CHEMBUR,  
MUMBAI, MAHARASHTRA 400071,400071

TEST NAME	TECHNOLOGY	VALUE	UNITS
HbA1c - (HPLC)	H.P.L.C	5.3	%

**Bio. Ref. Interval. :**

Bio. Ref. Interval.: As per ADA Guidelines	Guidance For Known Diabetics
Below 5.7% : Normal	Below 6.5% : Good Control
5.7% - 6.4% : Prediabetic	6.5% - 7% : Fair Control
>=6.5% : Diabetic	7.0% - 8% : Unsatisfactory Control
	>8% : Poor Control

Method : Fully Automated H.P.L.C method

AVERAGE BLOOD GLUCOSE (ABG)	CALCULATED	105	mg/dL
-----------------------------	------------	-----	-------

**Bio. Ref. Interval. :**

90 - 120 mg/dl : Good Control
121 - 150 mg/dl : Fair Control
151 - 180 mg/dl : Unsatisfactory Control
> 180 mg/dl : Poor Control

Method : Derived from HBA1c values

Please correlate with clinical conditions.

~~ End of report ~~

Sample Collected on (SCT) : 24 Feb 2024 08:20  
Sample Received on (SRT) : 24 Feb 2024 12:57  
Report Released on (RRT) : 24 Feb 2024 13:49  
Sample Type : EDTA  
Labcode : 2402074556/AJ392  
Barcode : BS634907



*Shruti*  
Dr Shruti MD (Path)

*Sumanta*  
Dr Sumanta Basak, DPB

Page: 3 of 3

A Social Venture of

**SURANA CHARITABLE TRUST**

Regd. No. E 15635 With Charity Commissioner Mumbai  
Income Exemption No. DIT (E) / MC / 80G / 524 /2009 - 10. 12-A Registration No. TR/31324.  
Sumannagar, Sion Trombay Road, Chembur, Mumbai - 400071 **Tel. : 022-3378 3378**  
Email: info@suranasethiahospital.in Web. : www.suranasethiahospital.com



NABH PRE ACCREDITATION  
ENTRY LEVEL HOSPITAL  
PEH-2018-0537



**SURANA SETHIA HOSPITAL  
AND RESEARCH CENTRE  
CHARITABLE**

Chembur | Malad | Bhiwandi | Navi Mumbai

NAME	: MR. ADITYA PAI	SEX	: MALE
AGE	: 36 YRS	ID NO.	: 1141601
REF BY	: C/O. BANK OF BARODA	DATE	: 24/02/2024

### ULTRASONOGRAPHY OF ABDOMEN AND PELVIS

#### Observation:

The liver is normal in size, shape, position and shows **bright echotexture- grade 1 fatty**. No focal area of altered echotexture is seen in the liver. There is no intra or extra hepatic biliary dilatation. The portal vein appears normal.

The gall bladder is partially distended, appears normal. No abnormal internal contents are noted.

Spleen is normal in size, shape, position and echotexture. There is no evidence of focal lesion.

Pancreas is obscured by bowel gases.


Both kidneys are normal in size, shape, position and echotexture and shows normal cortico-medullary differentiation. There is no evidence of focal lesion. No evidence of hydronephrosis or calculus noted. The right and the left kidneys measure 94 x 46 mm and 95 x 49 mm respectively. There is no free fluid or significant lymphadenopathy.

Urinary bladder is adequately distended and appears normal. No wall thickening or any intra luminal abnormality noted.

The prostate is normal in size, shape and position

#### Impression: USG reveals:

- **Grade 1 fatty hepatic parenchymal infiltration.**
- **Rest as described above.**

  
DR. KETAN KALASKAR  
M.D.  
Consultant Radiologist  
JZ

A Social Venture of

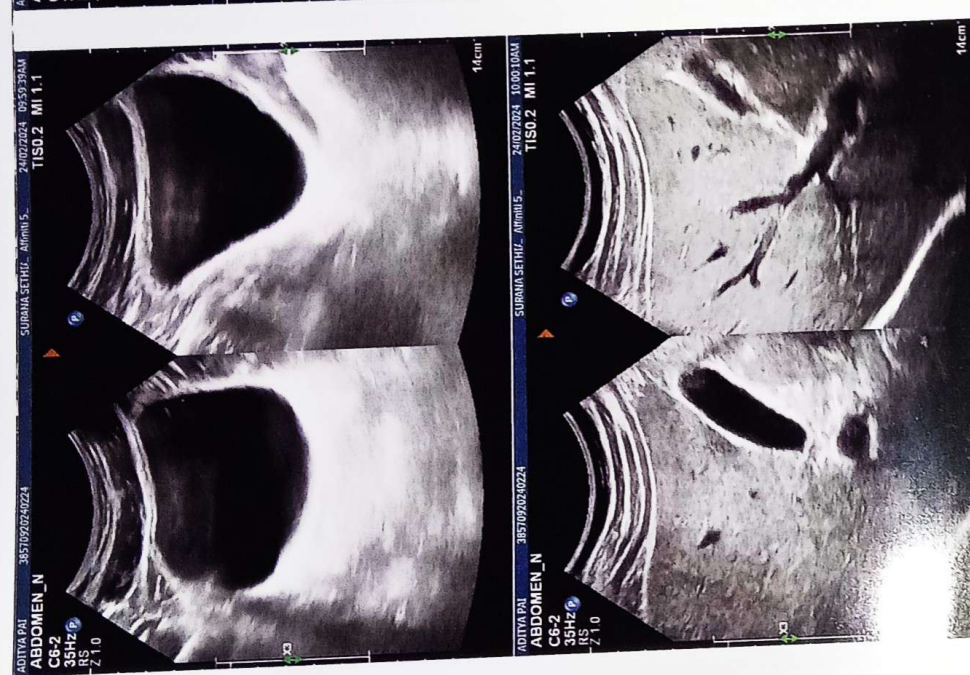
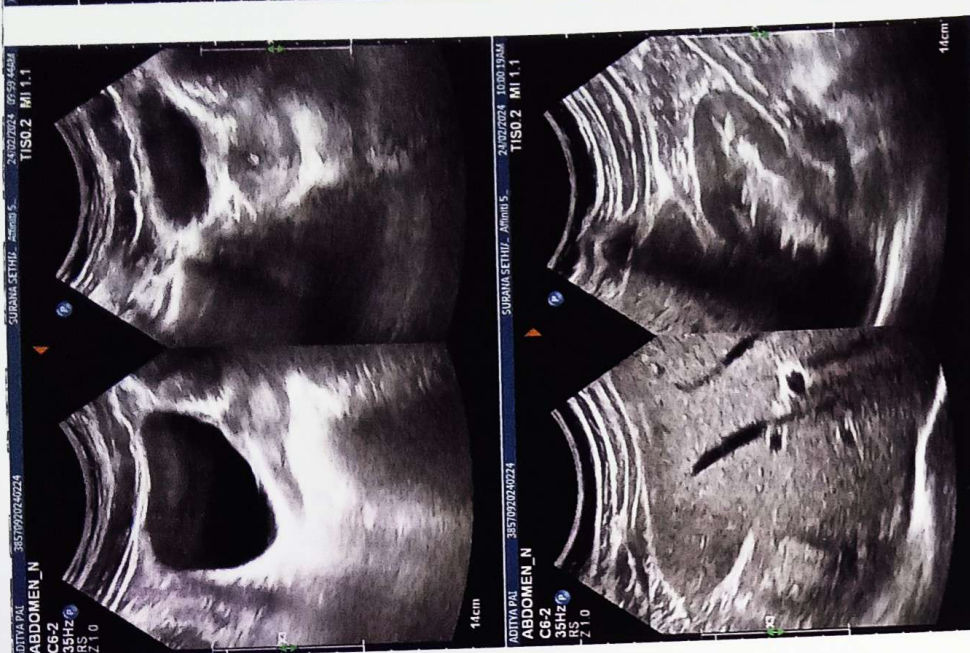
**SURANA CHARITABLE TRUST**

Regd. No. E 15635 With Charity Commissioner Mumbai

Income Exemption No. DIT (E) / MC / 80G / 524 / 2009 - 10. 12-A Registration No. TR/31324.

Sumannagar, Sion Trombay Road, Chembur, Mumbai - 400071 **Tel. : 022-3378 3378**

Email: [info@suranasethiahospital.in](mailto:info@suranasethiahospital.in) Web. : [www.suranasethiahospital.com](http://www.suranasethiahospital.com)





NABH PRE ACCREDITATION  
ENTRY LEVEL HOSPITAL  
PEH-2018-0537



**SURANA SETHIA HOSPITAL  
AND RESEARCH CENTRE  
CHARITABLE**

Chembur | Malad | Bhiwandi | Navi Mumbai

NAME	: MR. ADITYA PAI	SEX	: MALE
AGE	: 36 YRS	ID NO.	: 1141601
REF BY	: C/O. BANK OF BARODA	DATE	: 24/02/2024

### X-RAY CHEST PA VIEW

#### Protocol :


Computerised radiography of chest PA reveals:

#### Observation:

- Lung fields appear clear.
- Cardiac silhouette is within normal limits.
- Bilateral costophrenic angles are clear.
- Visualised bones are unremarkable.

#### Impression:

- No significant abnormality detected.

  
DR. JIGAR ZOTA  
DNB , FNVIR  
Consultant Radiologist

A Social Venture of

**SURANA CHARITABLE TRUST**

Regd. No. E 15635 With Charity Commissioner Mumbai

Income Exemption No. DIT (E) / MC / 80G / 524 / 2009 - 10. 12-A Registration No. TR/31324.

Sumannagar, Sion Trombay Road, Chembur, Mumbai - 400071 **Tel. : 022-3378 3378**

Email: info@suranasethiahospital.in Web. : www.suranasethiahospital.com



ID: aditya

24.02.2024 8:17:36  
SURANA HOSPITAL  
CHEMBOUR  
MUMBAI

81 bpm  
- / - mmHg

MR: Aditya Pai.

Age: 36 yrs / Male

BP: 120/80 mmHg.

PR: 82 min

Normal sinus rhythm  
Normal ECG

QRS	82 ms
QT / QTcBaz	378 / 439 ms
PR	132 ms
P	98 ms
RR / PP	742 / 740 ms
P / QRS / T	62 / 12 / 22 degrees

