



| | |
|-------------------------------------|---------------------------------------|
| Name: NEHA SHARMA | Ward: OPD |
| Lab ID: 00000271 | Registration on: 23/03/2024 10:47:00 |
| Age & Sex: 43 Year Female | Reported on: 12:56:51 |
| Reference: VELOCITY HOSPITAL | Sample Type: BLOOD & URINE |

CBC ESR

| Test | Observed Value | Unit | Biological Reference Interval |
|----------------|----------------|----------|-------------------------------|
| Haemoglobin | 13.68 | g/dL | 12.0 - 16.0 |
| Total RBC | 5.04 | mill./cm | 4.00 - 5.20 |
| Total WBC | 8400 | /cmm | 4000 - 11000 |
| Platelet Count | 317600 | /cmm | 150000 - 450000 |
| HCT | 42.9 | % | 35.0 - 45.0 |
| MCV | 85.1 | fL | 80.0 - 99.0 |
| MCH | 27.1 | pg | 27.0 - 34.0 |
| MCHC | 31.9 L | g/dL | 32.0 - 37.0 |

DIFFERENTIAL COUNT

| | | | |
|-------------|----|---|-----------|
| Neutrophils | 70 | % | 40 - 70 |
| Lymphocytes | 26 | % | 20 - 40 |
| Eosinophils | 02 | % | 02-05 |
| Monocytes | 02 | % | 01-07 |
| Basophils | 00 | % | 00 - 02 |
| Band Cells | 00 | % | 0.0 - 6.0 |

ABSOLUTE DIFFERENTIAL COUNT

| | | | |
|-------------|-------|-------|-------------|
| Neutrophils | 5880 | /cumm | 1800 - 7700 |
| Lymphocytes | 2184 | /cumm | 800 - 4800 |
| Eosinophils | 168 | /cumm | 20 - 500 |
| Monocytes | 168 L | /cumm | 200 - 1000 |
| Basophils | 0 | /cumm | 0 - 100 |

GLR / NLR

(Neutrophil/Lymphocyte Ratio)

2.7

MENTZER INDEX

16.9

| | | | |
|--------|------|----|-------------|
| RDW-CV | 12.6 | % | 11.1 - 14.1 |
| RDW-SD | 42.9 | fL | |
| MPV | 7.0 | fL | |
| PCT | 0.22 | % | |

Bhatt

DR. TEJAL BHATT
MD. PATHOLOGIST





| | |
|-------------------------------------|---------------------------------------|
| Name: NEHA SHARMA | Ward: OPD |
| Lab ID 00000271 | Registration on: 23/03/2024 10:47:00 |
| Age & Sex: 43 Year Female | Reported on: 12:56:51 |
| Reference: VELOCITY HOSPITAL | Sample Type: BLOOD & URINE |


| | | |
|-------|------|---|
| PDW | 16.2 | % |
| P-LCR | 22.8 | % |

PERIPHERAL SMEAR EXAMINATION

RBC Morphology Normochromic and normocytic.
WBC Morphology Appear normal, Immature cells are not seen.
Platelets in Smear Adequate.

Malarial Parasites Not Detected.

ESR
AFTER 1 HOUR 18 mm/hr 0.0 - 20.0



DR. TEJAL BHATT
MD. PATHOLOGIST






| | |
|-------------------------------------|---------------------------------------|
| Name: NEHA SHARMA | Ward: OPD |
| Lab ID 0000271 | Registration on: 23/03/2024 10:47:00 |
| Age & Sex: 43 Year Female | Reported on: 12:56:51 |
| Reference: VELOCITY HOSPITAL | Sample Type: BLOOD & URINE |

BLOOD GROUP

| <u>Test</u> | <u>Observed Value</u> | <u>Unit</u> | <u>Biological Reference Interval</u> |
|--------------------|-----------------------|-------------|--------------------------------------|
| <u>Blood Group</u> | "O" | | |
| <u>Rh Factor</u> | POSITIVE | | |



DR. TEJAL BHATT
MD. PATHOLOGIST





| | |
|-------------------------------------|---|
| Name: NEHA SHARMA | Ward: OPD |
| Lab ID: 00000271 | Registration on: 23/03/2024 10:47:00 |
| Age & Sex: 43 Year Female | Reported on: 12:56:51 |
| Reference: VELOCITY HOSPITAL | Sample Type: BLOOD & URINE |

BLOOD GLUCOSE TEST

| Test | Observed Value | Unit | Biological Reference Interval |
|---|--------------------------|-------|-------------------------------|
| Sample <u>FASTING (FBS)</u> Blood Sugar-F | FLOURIDE PLASMA 81.64 | mg/dL | 70.00-110.00 |

DR. TEJAL BHATT
MD. PATHOLOGIST






| | |
|-------------------------------------|---------------------------------------|
| Name: NEHA SHARMA | Ward: OPD |
| Lab ID 00000271 | Registration on: 23/03/2024 10:47:00 |
| Age & Sex: 43 Year Female | Reported on: 12:56:51 |
| Reference: VELOCITY HOSPITAL | Sample Type: BLOOD & URINE |

HEMOGLOBIN A1c TEST

| Test | Observed Value | Unit | Biological Reference Interval |
|--------------------|----------------|-------|--|
| <u>HbA1c</u> | 5.25 | % | > 8 : Action Suggested 7-8 : Good control < 7 : Goal 6.2-7 : Near Normal Glycemia < 6.2 : Non-diabetic Level |
| Mean Blood Glucose | 104.0 | mg/dL | 80.0 - 140.0 |

Importance of HbA1c - Glycated Hb. in Diabetes Mellitus

- HbA1c, also known as Glycated Hemoglobin is the most important test for the assessment of long term blood glucose control (also called glycemic control)
- HbA1c reflects mean blood glucose concentration over past 6-8 weeks and provides a much better indication of long term glycemic control than blood glucose determination
- HbA1c is formed by non-enzymatic reaction between glucose and Hb. , this reaction is irreversible and therefore remains unaffected by short term fluctuations in blood glucose levels.
- Long term complications of diabetes such as retinopathy-eye complications, nephropathy-kidney complications and neuropathy-nerve complications, are potentially serious and can lead to blindness, kidney failure etc.
- Glycemic control monitored by HbA1c measurement using HPLC method-(Gold Standard) is considered most important. (Ref. National Glycohemoglobin Standardization Program -NGSP).



DR. TEJAL BHATT
MD. PATHOLOGIST






Name: **NEHA SHARMA**
Lab ID: **00000271**
Age & Sex: **43 Year | Female**
Reference: **VELOCITY HOSPITAL**

Ward: **OPD**
Registration on: **23/03/2024 10:47:00**
Reported on: **12:56:51**
Sample Type: **BLOOD & URINE**

LIPID PROFILE

| Test | Observed Value | Unit | Biological Reference Interval |
|-------------------------------|---------------------|-------|--|
| Sample | Fasting Blood Serum | | |
| Cholesterol | 134.4 | mg/dL | <200 Desirable 200-229 Borderline >240 High |
| Triglyceride | 97.4 | mg/dL | <150 Normal 150-199 Borderline 200-499 High >=500 Very High |
| HDL Cholesterol | 45.8 | mg/dL | 40-60 |
| VLDL | 19.48 | mg/dL | 0.00 - 30.00 |
| LDL Cholesterol | 69.12 | mg/dL | < 130 : Optimal 130 - 159 : Borderline High 160 - 189 : High >= 190 : Very High |
| LDL Chol. / HDL Chol. Ratio | 1.51 | | 1.0 - 3.4 |
| Cholesterol / HDL Chol. Ratio | 2.9 | | 0 - 3.5 |
| Total Lipid | 464.8 | mg/dl | 400.0 - 1000.0 |



DR. TEJAL BHATT
MD. PATHOLOGIST






| | |
|-------------------------------------|---------------------------------------|
| Name: NEHA SHARMA | Ward: OPD |
| Lab ID 0000271 | Registration on: 23/03/2024 10:47:00 |
| Age & Sex: 43 Year Female | Reported on: 12:56:51 |
| Reference: VELOCITY HOSPITAL | Sample Type: BLOOD & URINE |

RENAL FUNCTION TEST

| Test | | Unit | |
|-----------------|------|-------|-------------|
| S. Creatinine | 0.82 | mg/dL | 0.5-1.30 |
| Bl. Urea | 20.2 | mg/dL | 10.0 - 40.0 |
| BUN | 9.4 | mg/dl | 6.0 - 22.0 |
| Uric Acid | 2.63 | mg/dL | 2.6 - 6.0 |
| PROTEINS | | | |
| Total Protein | 6.5 | g/dL | 6.0 - 8.0 |
| Albumin | 3.86 | g/dL | 3.50 - 5.50 |
| Globulin | 2.6 | g/dL | 2.5 - 4.0 |
| A/G Ratio | 1.5 | | |



DR. TEJAL BHATT
MD. PATHOLOGIST



Name: **NEHA SHARMA**

Ward: OPD

Lab ID: **00000271**

Registration on: 23/03/2024 10:47:00


Age & Sex: **43 Year | Female**

Reported on: 12:56:52

Reference: **VELOCITY HOSPITAL**Sample Type: **BLOOD & URINE**

LIVER FUNCTION TEST

| Test | Observed Value | Unit | Biological Reference Interval |
|-------------------------|----------------|-------|-------------------------------|
| <u>BILIRUBIN</u> | | | |
| Total Bilirubin | 0.4 | mg/dL | 0.00 - 1.20 |
| Direct Bilirubin | 0.2 | mg/dL | 0.00 - 0.40 |
| Indirect Bilirubin | 0.20 | mg/dL | 0.00 - 1.00 |
| SGPT(ALT) | 13.95 | U/L | 0.0 - 40.0 |
| SGOT (AST) | 15.38 | U/L | 0.0 - 46.0 |
| | | | |
| Alkaline Phosphatase | 210.0 | U/L | 64.0 - 306.0 |
| <u>PROTEINS</u> | | | |
| Total Protein | 6.5 | g/dL | 6.0 - 8.0 |
| Albumin | 3.86 | g/dL | 3.50 - 5.50 |
| Globulin | 2.6 | g/dL | 2.5 - 4.0 |
| A/G Ratio | 1.5 | | |

DR. TEJAL BHATT
MD. PATHOLOGIST



| | |
|-------------------------------------|---------------------------------------|
| Name: NEHA SHARMA | Ward: OPD |
| Lab ID: 00000271 | Registration on: 23/03/2024 10:47:00 |
| Age & Sex: 43 Year Female | Reported on: 12:56:52 |
| Reference: VELOCITY HOSPITAL | Sample Type: BLOOD & URINE |

URINE ANALYSIS

| Test | Observed Value | Unit | Biological Reference Interval |
|--------------------------------|----------------|------|-------------------------------|
| Sample | Fresh Urine | | |
| <u>PHYSICAL EXAMINATION</u> | | | |
| Quantity | 10.0 | mL | |
| Colour | Pale-Yellow | | |
| Appearance | Clear | | Clear |
| pH | 5.5 | | |
| Specific Gravity | 1.010 | | |
| Sediments | Absent | | Absent |
| <u>CHEMICAL EXAMINATION</u> | | | |
| Protein (Albumin) | Absent | | Absent |
| Sugar | Absent | | Absent |
| Bile Salts | Absent | | Absent |
| Bile Pigment | Absent | | Absent |
| Ketone | Absent | | Absent |
| Occult Blood | Absent | | Absent |
| Nitrite | Absent | | Absent |
| Leukocyte Esterase | Absent | | Absent |
| Urobilinogen | Normal | | Normal |
| <u>MICROSCOPIC EXAMINATION</u> | | | |
| Pus Cells | 2-3 | /hpf | Absent |
| Red Blood Cells | 1-2 | /hpf | Absent |
| Epithelial Cells | 4-5 | /hpf | Absent |
| Crystals | Absent | | Absent |
| Amorphous material | Absent | | Absent |
| Casts | Absent | | Absent |
| Yeast | Absent | | Absent |
| Bacteria | Few | | Absent |

--- End of Report ---

Bhatt

DR. TEJAL BHATT
MD. PATHOLOGIST

