



REVIVAL DIAGNOSTICS

HEALTH CHECK-UP SUMMARY

Name: Kumar Amit

Date: 16/02/2024

Email ID:

Sex: M Age: 36 Years Contact No: 9638866876 Remarks:

Under-weight	<u>-</u>
Normal	<u>-</u>
Over-weight	<u>✓</u>

i> BMI

Height (in Cm): <u>168</u>	Weight (in Kg): <u>79</u>	BMI: <u>28</u>
Hip (in Cm): <u>96</u>	Waist (in Cm): <u>91</u>	Hip to Waist Ratio: <u>1.05</u>

ii> Blood Pressure & Pulse

116/72 mm/hg
78/min Regret

If high or low, whether the person is on medication: YES / NO

iii> Blood Tests & Lung Function Remarks

PS
CVS
CNS } Ⓜ

If abnormal, whether the person is on medication: YES / NO

iv> Eye Test Remarks

Eye Sight: Ⓜ Ⓜ G/G
Color Vision: 2

v> Heart Disease

Whether any specific heart ailment detected (ECG findings):
NAD

vi> Any other problems needing attention / Overall Assessment :

DM - last 3 yrs.

Handwritten signature of Dr. Chirag Patel

Dr. Chirag Patel
M.B.B.S. G-49432

Revival Diagnostic
401, Aqua Corridor,
B/s. Star Bazar, Surat-395009
Mo. 91062-28601

0261-2747788, 98259 47712

4th Floor, Aqua Corridor, Hazira Road, Adajan Pal, Surat - 395009.

revivaldiagnostics.surat@gmail.com

www.revivaldiagnostics.com

1947
M. J. ...

General Diagnostic
411 North ...
The ...
1000-1001



Department Of Ophthalmology

Demographic Information:

Name	: Kumar Amit	Date	: 16/02/24
Age	: 36		
Sex	: M		

EYE TEST

1. VISION :-

RIGHT EYE :- 6/6

LEFT EYE :- 6/6

2. COLOR VISION :-

RIGHT EYE :- 3

LEFT EYE :- 3

3. NIGHT VISION :-

RIGHT EYE :- 0

LEFT EYE :- 0

REMARKS :-

(Handwritten signature)

Revival Diagnostic

401, Aqua Corridor,
B/s. Star Bazar, Surat-395009
Mo. 9106228601

DOCTOR SIGN

help@healthledger.co.in
+91 916 907 5555



Dental Checkup

Reg. No. : _____

Date: 16/02/2024

Patient Name Mr./Mrs. Kumar Amit

Age 36 Sex M Address Surat

Mobile No. 9638866876

Past Medical History

1) Smoking 2) Alcohol 3) Hepatitis B & C 4) Diabetics 5) Tobacco 6) Allergy 6) Asthma

7) Any Other: NO

PDH:- (3)

O/E :- (2)

Investigation :- NO

Treatment:- NO

Doctor's Sign and Stamp

C.K. Patel
Dr. Chirag Patel
M.B.B.S. G-49432

Consent Form:

I- Kumar Amit-----have given true & total information to the dentist regarding past & present illness as well as ongoing medical treatment. I have been fully informed regarding treatment for present illness. Along with benefit & possible risk from medicines / Surgery / Anesthetic drugs to be used by the dentist in my own understanding language. I hereby willingly permit the dentist to undertake the treatment or surgical intervention.

Patient Signature:

RADIOLOGY | PATHOLOGY | CARDIOLOGY | DENTAL | OHC | CORPORATE WELLNESS

Revival Diagnostic

401, Aqua Corridor,
B/s. Star Bazar, Surat-395009
Mo. 91062-28601



REVIVAL DIAGNOSTICS

Name	KUMAR AMIT	Age/Gender	36Yrs/Male
Reg No.	1498/24	Receipt No	17021
Referred By	Bank of Baroda (BOB) - MEDI WHEEL()	Mode of Payment	CREDIT
Collection Type	CENTER	Collection DateTime	16-Feb-2024 09:10 AM

BLOOD GROUP - 16022451 Released at 16-Feb-2024 12:07 PM

Parameter	Result	Biological Ref.Range	Method
-Blood Group	"A"		
-Rh Factor	POSITIVE		

CBC - 16022451 Released at 16-Feb-2024 11:29 AM

Parameter	Result	Biological Ref.Range	Method
-Haemoglobin	13.5 gm/dL	(13.5 - 18 gm/dL)	Auto
-RBC Count	4.74 mill/cumm	(4.6 - 6.2 mill/cumm)	Auto
-Total WBC Count	5400 /cumm	(4000 - 10000 /cumm)	Auto
-Platelet Count	1.52 lakh/cumm	(1.5 - 4.5 lakh/cumm)	Auto

Blood Indices

-HCT	42.2 %	(40 - 55 %)	Auto
-MCV	89.0 fl	(80 - 92 fl)	Auto
-MCH	28.4 pg	(27 - 31 pg)	Auto
-MCHC	31.9 gm/dL	L (32 - 36 gm/dL)	Auto
-RDW	12.6 %	(11 - 15 %)	Auto

Diff WBC Count

-Polymorphs	60 %	(40 - 80 %)	Microscopically
-Lymphocytes	34 %	(20 - 40 %)	Microscopically
-Eosinophils	04 %	(1 - 6 %)	Microscopically
-Monocytes	02 %	(2 - 7 %)	Microscopically
-Basophils	00 %	(0 - 1 %)	Microscopically
-PLATELET ON SMEAR	Adequate		Microscopically
-MALARIAL PARASITES	Malarial Parasites Not Detected		Microscopically

[Test performed on Fully Automated Hematology Analyzer ERBA H-360]

Revival Diagnostics
401-Aqua Corridor,
Beside Star Bazar, Adajan,
Surat-395009. Mo. 9825947712

sg

Dr. Shivangi Gandhi
M.B.B.S, M.D (Pathology)

0261-2747788, 98259 47712

4th Floor, Aqua Corridor, Hazira Road, Adajan Pal, Surat - 395009.

revivaldiagnostics.surat@gmail.com

www.revivaldiagnostics.com



REVIVAL DIAGNOSTICS


Name	KUMAR AMIT	Age/Gender	36Yrs/Male
Reg No.	1498/24	Receipt No	17021
Referred By	Bank of Baroda (BOB) - MEDI WHEEL()	Mode of Payment	CREDIT
Collection Type	CENTER	Collection DateTime	16-Feb-2024 09:10 AM

LIVER FUNCTION TEST (LFT) - 16022453 Released at 16-Feb-2024 12:37 PM

Parameter	Result	Biological Ref.Range	Method
-Serum Total Bilirubin	0.6 mg/dL	(0 - 1.3 mg/dL)	Diazo
-Serum Direct Bilirubin	0.2 mg/dL	(0 - 0.4 mg/dL)	Diazo
-Serum InDirect Bilirubin	0.4 mg/dL	(0.1 - 1.3 mg/dL)	Calculated
-Total Protein (TP)	6.6 gm/dL	(6.4 - 8.3 gm/dL)	Biuret
-Albumin (ALB)	4.3 gm/dL	(3.5 - 5.2 gm/dL)	BCG
-Globulin	2.3 gm/dL	(2.3 - 3.6 gm/dL)	Calculated
-A/G Ratio	1.87 gm/dL	(1 - 2.3 gm/dL)	Calculated
-SGPT(ALT)	67 U/L	H (5 - 45 U/L)	IFCC, Kinetic without Pyridoxal Phosphate
-SGOT (AST)	50 U/L	H (0 - 35 U/L)	IFCC, Without Pyridoxal Phosphate
-Alkaline Phosph.	56 U/L	(42 - 128 U/L)	ALP-AMP
-GGT	91 U/L	H (5 - 50 U/L)	Glupa-C

[Test performed on Fully Automated Biochemistry Analyzer ERBA EM200]

Revival Diagnostics
401-Aqua Corridor,
Beside Star Bazar, Adajan,
Surat-395009. Mo. 9825947712


Dr. Shivangi Gandhi
M.B.B.S, M.D (Pathology)

 0261-2747788, 98259 47712

 4th Floor, Aqua Corridor, Hazira Road, Adajan Pal, Surat - 395009.

 revivaldiagnostics.surat@gmail.com

 www.revivaldiagnostics.com

Received of
the
of
the



REVIVAL DIAGNOSTICS

Name	KUMAR AMIT	Age/Gender	36Yrs/Male
Reg No.	1498/24	Receipt No	17021
Referred By	Bank of Baroda (BOB) - MEDI WHEEL()	Mode of Payment	CREDIT
Collection Type	CENTER	Collection DateTime	16-Feb-2024 09:10 AM

Creatinine - 16022453 Released at 16-Feb-2024 12:37 PM

Parameter	Result	Biological Ref.Range	Method
-Creatinine	0.6 mg/dL	(0.6 - 1.4 mg/dL)	ENZYMATIC

BUN - 16022453 Released at 16-Feb-2024 12:22 PM

Parameter	Result	Biological Ref.Range	Method
-Blood Urea Nitrogen (BUN)	11 mg/dL	(6 - 20 mg/dL)	Calculated

Uric Acid - 16022450 Released at 16-Feb-2024 12:38 PM

Parameter	Result	Biological Ref.Range	Method
-Uric Acid	5.6 mg/dL	(3.5 - 7.2 mg/dL)	Uricase-POD

Revival Diagnostics

401-Aqua Corridor,
Beside Star Bazar, Adajan,
Surat-395009. Mo. 9825947712

Dr. Shivangi Gandhi
M.B.B.S, M.D (Pathology)

0261-2747788, 98259 47712

4th Floor, Aqua Corridor, Hazira Road, Adajan Pal, Surat - 395009.

revivaldiagnostics.surat@gmail.com

www.revivaldiagnostics.com



REVIVAL DIAGNOSTICS

Name	KUMAR AMIT	Age/Gender	36Yrs/Male
Reg No.	1498/24	Receipt No	17021
Referred By	Bank of Baroda (BOB) - MEDI WHEEL()	Mode of Payment	CREDIT
Collection Type	CENTER	Collection DateTime	16-Feb-2024 09:10 AM

Lipid Profile - 16022453 Released at 16-Feb-2024 12:38 PM

Parameter	Result	Biological Ref.Range	Method
-Serum Cholesterol	206 mg/dL	Desirable < 200 mg/dl Borderline High : 200-239 mg/dl High : > 240 mg/dl	CHOD-PAP
-Serum Triglyceride	177 mg/dL	Normal < 150 mg/dl Borderline High : 150 - 199 mg/dl High : 200 - 499 mg/dl Very High : 500 mg/dl	GPO-POD Method
-Serum HDLD(Direct)	51 mg/dL	Normal :> 55 mg/dl Borderline : 35-55 mg/dl Undesirable: < 35 mg/dl	PVS-PEGME Precipitation with CHOD-POD
-Serum VLDL	35 mg/dL	H (5 - 30 mg/dL)	Calculated
-Serum LDLD(Direct)	120 mg/dL	Optimal:< 100 mg/dl Above Optimal : 100- 129 mg/dl Borderline High : 130-159 mg/dl High : > 160-189mg/dl Very High : >190 mg/dl	Calculated
-Chol/HDL	4.04	Low risk: <3.8 Medium Risk: 3.8 to 5.9 High Risk: > 6	Calculated
-LDL/Chol	1.72	Low risk: <3.55 Medium Risk: 3.55 to 4.0 High Risk: > 6	Calculated

[Test performed on Fully Automated Biochemistry Analyzer ERBA EM200]

Revival Diagnostics
401-Aqua Corridor,
Beside Star Bazar, Adajan,
Surat-395009. Mo. 9825947712

Dr. Shivangi Gandhi
M.B.B.S, M.D (Pathology)

☎ 0261-2747788, 98259 47712

📍 4th Floor, Aqua Corridor, Hazira Road, Adajan Pal, Surat - 395009.

✉ revivaldiagnostics.surat@gmail.com

🌐 www.revivaldiagnostics.com



REVIVAL DIAGNOSTICS

Name	KUMAR AMIT	Age/Gender	36Yrs/Male
Reg No.	1498/24	Receipt No	17021
Referred By	Bank of Baroda (BOB) - MEDI WHEEL()	Mode of Payment	CREDIT
Collection Type	CENTER	Collection DateTime	16-Feb-2024 09:10 AM

Urine Routine & Micro Examination - 16022455 Released at 16-Feb-2024 11:50 AM

Parameter	Result	Biological Ref.Range	Method
Physical Examination			
-Quantity	20		Manual
-Colour	Pale Yellow	Pale Yellow	Manual
-Appearance	Clear	Clear	Manual
-Reaction (pH)	Acidic		Dipstick
-Specific Gravity	1.025		Dipstick
Chemical Examination			
-Proteins.	Absent		Dipstick
-Sugar	Absent		Dipstick
-Acetone.	Absent		Dipstick
-Bile Salts	Absent	Absent	Dipstick
-Bile Pigments	Absent	Absent	Dipstick
-Occult Blood Test (OBT).	Negative		Dipstick
Microscopic Examination			
-Pus Cells	1-2		Microscopically
-Red Blood Cells	Absent		Microscopically
-Epithelial Cells	1-2		Microscopically
-Bacteria.	Absent		Microscopically
-Crystals	Absent	Absent	Microscopically
-Others	NIL	Absent	Microscopic Examination

Revival Diagnostics

401-Aqua Corridor,
Beside Star Bazar, Adajan,
Surat-395009. Mo. 9825947712

Dr. Shivangi Gandhi
M.B.B.S, M.D (Pathology)

☎ 0261-2747788, 98259 47712

📍 4th Floor, Aqua Corridor, Hazira Road, Adajan Pal, Surat - 395009.

@ revivaldiagnostics.surat@gmail.com

🌐 www.revivaldiagnostics.com



REVIVAL DIAGNOSTICS

Name	KUMAR AMIT	Age/Gender	36Yrs/Male
Reg No.	1498/24	Receipt No	17021
Referred By	Bank of Baroda (BOB) - MEDI WHEEL()	Mode of Payment	CREDIT
Collection Type	CENTER	Collection DateTime	16-Feb-2024 09:10 AM

Total T3 T4 TSH - 16022453 Released at 16-Feb-2024 12:16 PM

Parameter	Result	Biological Ref.Range	Method
-Total T3	0.94 ng/ml	(0.87 - 1.78 ng/ml)	Fluorescence Enzyme Immunoassay
-Total T4	5.11 ug/dl	(4.6 - 11 ug/dl)	Fluorescence Enzyme Immunoassay
-TSH	2.13 uIU/ml	0.50 - 5.50 uIU/ml 5.5 to 15 ul U/ml - Suggested Clinical co-relation or Repeat test with new sample as physiological factors can give falsley high TSH Above 15uIU/ml Hypopyhyroid PREGNANT WOMEN normal ranges for TSH: 1st Trimester : 0.0878 - 2.8293 uIU/ml 2nd Trimester : 0.1998 - 2.7915 uIU/ml 3rd Trimester : 0.307 - 2.9028 uIU/ml Ref: TIETZ Fundamentals of Clinical Chemistry	Fluorescence Enzyme Immunoassay

[Test performed on Fully Automated Immunology Analyzer Maglumi-600]

Revival Diagnostics

401-Aqua Corridor,
Beside Star Bazar, Adajan,
Surat-395009. Mo. 9825947712

Dr. Shivangi Gandhi
M.B.B.S, M.D (Pathology)

📞 0261-2747788, 98259 47712

📍 4th Floor, Aqua Corridor, Hazira Road, Adajan Pal, Surat - 395009.

✉️ revivaldiagnostics.surat@gmail.com

🌐 www.revivaldiagnostics.com



REVIVAL DIAGNOSTICS

Name	KUMAR AMIT	Age/Gender	36Yrs/Male
Reg No.	1498/24	Receipt No	17021
Referred By	Bank of Baroda (BOB) - MEDI WHEEL()	Mode of Payment	CREDIT
Collection Type	CENTER	Collection DateTime	16-Feb-2024 09:10 AM

Total T3 T4 TSH - 16022453 Released at 16-Feb-2024 12:16 PM

Parameter	Result	Biological Ref.Range	Method
-Total T3	0.94 ng/ml	(0.87 - 1.78 ng/ml)	Fluorescence Enzyme Immunoassay
-Total T4	5.11 ug/dl	(4.6 - 11 ug/dl)	Fluorescence Enzyme Immunoassay
-TSH	2.13 uIU/ml	0.50 - 5.50 uIU/ml 5.5 to 15 ul U/ml - Suggested Clinical co-relation or Repeat test with new sample as physiological factors can give false high TSH Above 15uIU/ml Hypothyroid PREGNANT WOMEN normal ranges for TSH: 1st Trimester : 0.0878 - 2.8293 uIU/ml 2nd Trimester : 0.1998 - 2.7915 uIU/ml 3rd Trimester : 0.307 - 2.9028 uIU/ml Ref: TIETZ Fundamentals of Clinical Chemistry	Fluorescence Enzyme Immunoassay

[Test performed on Fully Automated Immunology Analyzer Maglumi-600]

Revival Diagnostics

401-Aqua Corridor,
Beside Star Bazar, Adajan,
Surat-395009. Mo. 9825947712

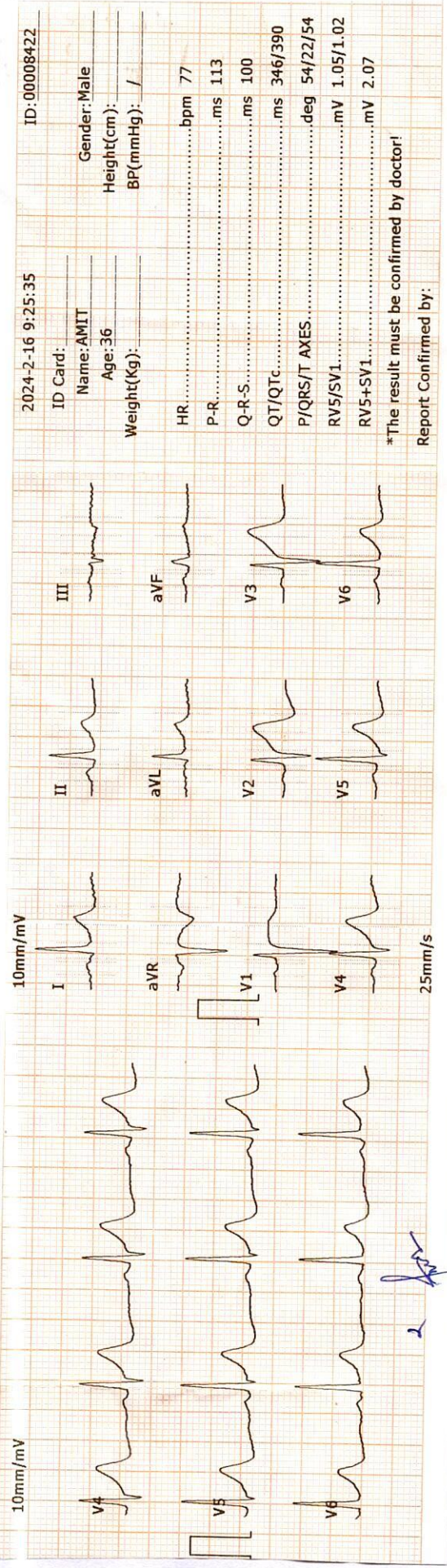
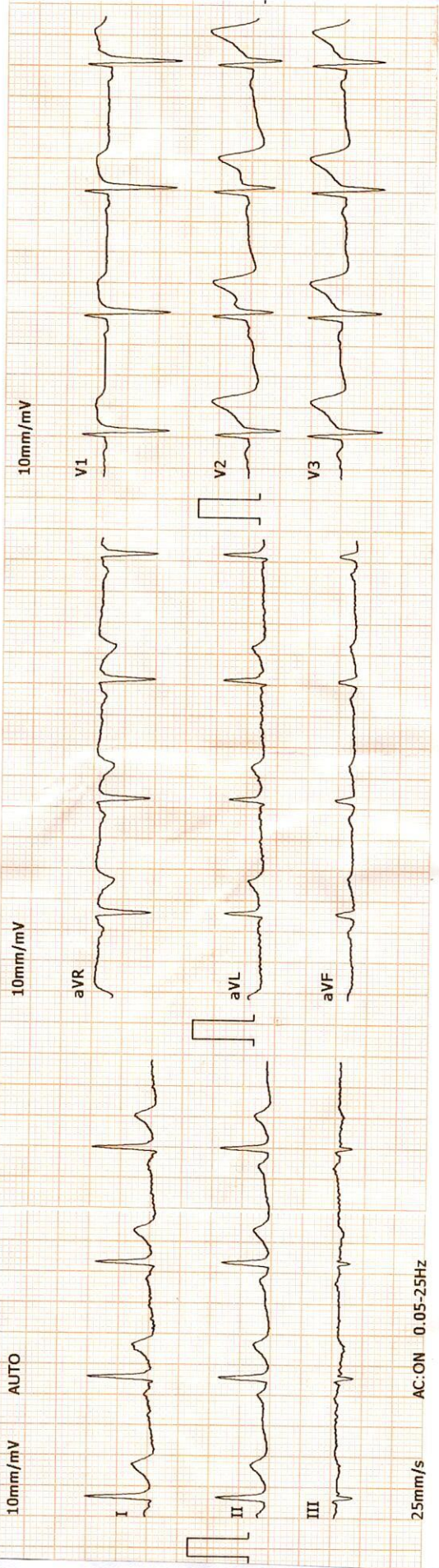
Dr. Shivangi Gandhi
M.B.B.S, M.D (Pathology)

☎ 0261-2747788, 98259 47712

📍 4th Floor, Aqua Corridor, Hazira Road, Adajan Pal, Surat - 395009.

✉ revivaldiagnostics.surat@gmail.com

🌐 www.revivaldiagnostics.com



2024-2-16 9:25:35 ID:00008422

ID Card: Name: AMIT Gender: Male
Age: 36 Height(cm):
Weight(Kg): BP(mmHg): /

HR:bpm 77
P-R:ms 113
Q-R-S:ms 100
QT/QTc:ms 346/390
P/QRS/T AXES:deg 54/22/54
RV5/SV1:mV 1.05/1.02
RV5+SV1:mV 2.07

*The result must be confirmed by doctor!
Report Confirmed by:

Revival Diagnostics
401-Aqua Corridor,
Beside Star Bazar, Adajan,
Surat-395009. Mo. 9825947712

DR. ADITYA S. BORA
MBBS, DNB, PGDCC
PHYSICIAN & CLINICAL CARDIOLOGIST
G-54906

АКЦИОНЕРНО-ОБЩЕСТВО
"САНКТ-ПЕТЕРБУРГСКИЙ
УНИВЕРСИТЕТ"
ИНТЕРНАЦИОНАЛЬНЫЙ
ЦЕНТР НАУКИ И ОБРАЗОВАНИЯ
191186, С.-ПЕТЕРБУРГ, БОЛЬШАЯ
САДОВЫЙ УЛИЦА, 27/1

ИНТЕРНАЦИОНАЛЬНЫЙ
ЦЕНТР НАУКИ И ОБРАЗОВАНИЯ
191186, С.-ПЕТЕРБУРГ,
БОЛЬШАЯ САДОВЫЙ УЛИЦА, 27/1
ТЕЛЕФОН: 8(812) 462-1000
FAX: 8(812) 462-1001
E-MAIL: icna@spbu.ru



REVIVAL DIAGNOSTICS

Name	KUMAR AMIT	Age/Gender	36Yrs/Male
Reg No.	1498/24	Receipt No	17021
Referred By	Bank of Baroda (BOB) - MEDI WHEEL()	Mode of Payment	CREDIT
Collection Type	CENTER	Collection DateTime	16-Feb-2024 08:57 AM

Ecg

1. The rhythm is sinus.
2. Heart rate is 77 beats per minute.
3. Normal P,QRS,T wave axis.
4. Normal PR,QRS,Q.T. Duration.
5. No pathological q wave or ST-T changes seen.
6. No evidence of chamber hypertrophy or enlargement seen.

IMPRESSION : ECG WITHIN NORMAL LIMITS

Revival Diagnostics
401-Aqua Corridor,
Beside Star Bazar, Adajan,
Surat-395009. Mo. 9825947712

DR. ADITYA S. BORA
MBBS, DNB, PGDCC
PHYSICIAN & CLINICAL CARDIOLOGIST
G-54906
Signature

0261-2747788, 98259 47712

4th Floor, Aqua Corridor, Hazira Road, Adajan Pal, Surat - 395009.

revivaldiagnostics.surat@gmail.com

www.revivaldiagnostics.com

This Medical Report is Not Intended for Medico-legal Purposes. Laboratory Test Results are Subject to Technical limitation and Should be Clinically Correlate for Final Diagnosis

THE UNIVERSITY OF CHICAGO
DIVISION OF THE PHYSICAL SCIENCES
DEPARTMENT OF CHEMISTRY

REPORT OF THE
COMMISSION ON THE
STRUCTURE OF THE
ATOMIC NUCLEUS
AND THE
ELEMENTARY PARTICLES

REPORT OF THE
COMMISSION ON THE
STRUCTURE OF THE
ATOMIC NUCLEUS
AND THE
ELEMENTARY PARTICLES

THE UNIVERSITY OF CHICAGO
DIVISION OF THE PHYSICAL SCIENCES
DEPARTMENT OF CHEMISTRY

REPORT OF THE
COMMISSION ON THE
STRUCTURE OF THE
ATOMIC NUCLEUS
AND THE
ELEMENTARY PARTICLES



Name	KUMAR AMIT	Age/Gender	36Yrs/Male
Reg No.	1498/24	Receipt No	17021
Referred By	Bank of Baroda (BOB) - MEDI WHEEL()	Mode of Payment	CREDIT
Collection Type	CENTER	Collection Date/Time	16-Feb-2024 08:57 AM

2D ECHO
2D ECHOCARDIOGRAPHY & COLOR DOPPLER REPORT

INDICATION: Preventive Health check up

- **CARDIAC CHAMBERS :** Left Ventricle : Normal size , Left Atrium: Normal size.
- NO e/o thrombus in LA/LV
- Right Atrium: Normal size. Right Ventricle: Normal Size,
- **Normal Right Ventricular function.** (TAPSE=20mm)
- **Normal Left Ventricular systolic function.** LVEF = 60%
- **No regional wall abnormality. No thinning / scarring / dyskinesia of LV wall**
- **No Left Ventricular Hypertrophy.** (IVSd= 10 mm),
- **LV Compliance:**
- **NO Left Ventricular Diastolic Dysfunction [LVDD].**

VALVES :

- Structurally Normal Mitral valve/ Aortic valve/Tricuspid valve/ Pulmonary valve .
- No significant Valvular Stenosis
- **Doppler findings:** AV max = 1.23 m/s, PV max = 0.91 m/s.
- Trivial MR, Trivial Tricuspid regurgitation.
- **No Pulmonary Arterial Hypertension.** PASP by TRjet vel.method = 24 mmHg.
- **SEPTAE:** IAS / IVS Appear Intact.
- **IVC :** Normal in dimension and shows good inspiratory 13mm collapse.
- **OTHERS:** No e/o Pericardial effusion / vegetation.

IMPRESSION:

**NORMAL LV SYSTOLIC FUNCTION, LVEF= 60 %, NO RWMA,
NO LVH , NO LVDD , NO PAH.**


Revival Diagnostics
401-Aqua Corridor,
Beside Star Bazar, Adajan,
Surat-395009. Mo. 9825947712

DR. ADITYA S. BOR
MRBS, DNB, PGDI
PHYSICIAN & CLINICAL CARDIOLOGIST
G-54906

R

NAME : KUMAR AMIT
AGE : 36 YRS / MALE
REF BY: MEDI WHEEL







REVIVAL DIAGNOSTICS

Name	KUMAR AMIT	Age/Gender	36Yrs/Male
Reg No.	1498/24	Receipt No	17021
Referred By	Bank of Baroda (BOB) - MEDI WHEEL()	Mode of Payment	CREDIT
Collection Type	CENTER	Collection DateTime	16-Feb-2024 08:57 AM

CHEST RADIOGRAPH (PA VIEW)

- Hilar shadows are within normal limits.
- Pulmonary vasculature appears normal.
- Cardiac appears normal in size.
- Both domeh of the diaphragm are smooth.
- Both costophrenic recesses are clear.
- Both lung fields appear normal.
- Visualized bones and soft tissue shadows appear normal.

IMPRESSION: NORMAL STUDY.

DR. CHIRAG K PATEL
RADIOLOGIST

Dr. Chirag K. Patel

MBBS-DMPD

Reg. No. G-23509

Revival Diagnostic
Signature

4th Floor, Aqua Corridor,
Nr. Star Bazar, Hazira Main Road,
Adajan, Surat-395009,
Mo. 97266 726683

0261-2747788, 98259 47712

4th Floor, Aqua Corridor, Hazira Road, Adajan Pal, Surat - 395009.

@ revivaldiagnostics.surat@gmail.com

www.revivaldiagnostics.com

This Medical Report is Not Intended for Medico-legal Purposes. Laboratory Test Results are Subject to Technical limitation and Should be Clinically Correlate for Final Diagnosis



REVIVAL DIAGNOSTICS

Name	KUMAR AMIT	Age/Gender	36Yrs/Male
Reg No.	1498/24	Receipt No	17021
Referred By	Bank of Baroda (BOB) - MEDI WHEEL()	Mode of Payment	CREDIT
Collection Type	CENTER	Collection DateTime	16-Feb-2024 08:57 AM

USG OF ABDOMEN & PELVIS

LIVER:

Liver is normal in size and increased echotexture.
No evidence of focal SOL or dilatation of IHBR seen.
Portahepatis appear normal.

GALLBLADDER:

Gallbladder appeared normal. No calculus or mass lesion seen.

PANCREAS:

Pancreas appears normal in size and echotexture.
No focal lesion, mass or pancreatitis.

SPLEEN:

Spleen appears normal in size and echotexture.

PARAAORTIC REGION:

Aorta grossly appears normal.
No paraaortic lymphnodes seen.

KIDNEYS:

Both kidneys appear normal in size, shape and in position.
Cortex and collecting system of both kidneys appears normal.
No evidence of calculus or obstructive uropathy on either side.

URINARY BLADDER:

Bladder appears normal. No calculus or mass lesion is seen.

PROSTATE:

Prostate appears normal in size and echotexture.
No evidence of free fluid in pelvis.

COMMENTS:

fatty liver

Dr. Chirag K. Patel
Chirag K. Patel MBBS DMPD
Reg. No. G-23509
Radiologist
Revival Diagnostic
4th Floor, Aqua Corridor,
Nr. Star Bazar, Hazira Main Road,
Adajan, Surat-395009.
Mo. 97266 726683

0261-2747788, 98259 47712

4th Floor, Aqua Corridor, Hazira Road, Adajan Pal, Surat - 395009.

@ revivaldiagnostics.surat@gmail.com

www.revivaldiagnostics.com

This Medical Report is Not Intended for Medico-legal Purposes. Laboratory Test Results are Subject to Technical limitation and Should be Clinically Correlate for Final Diagnosis

1914

The year has been a very busy one for me

and I have had a great deal to do

and I have had a great deal to do

and I have had a great deal to do

and I have had a great deal to do

and I have had a great deal to do

and I have had a great deal to do

and I have had a great deal to do

and I have had a great deal to do

and I have had a great deal to do

and I have had a great deal to do

and I have had a great deal to do

and I have had a great deal to do

and I have had a great deal to do

and I have had a great deal to do

and I have had a great deal to do

and I have had a great deal to do