

CARDIOLOGY

UHID / IP NO	210275 (11941)	RISNo./Status :	117231/
Patient Name :	Mrs. GEETA N SHETTI	Age/Gender :	33 Y/F
Referred By :	Dr. CMO	Ward/Bed No :	OPD
Bill Date/No :	27/02/2024 9:24AM/ OPCR/24/7692	Scan Date :	
Report Date :	27/02/2024 10:24AM	Company Name:	Final

M- MODE MEASUREMENTS

AO	2.53	cm	RVIDD	1.20	cm
LA	3.60	cm	IVSD	1.11	cm
AO/LA RATIO	0.75	cm	LVIDD	3.89	cm
AV CUP	1.46	cm	LVPWD	1.18	cm
EPSS	0.9	cm	IVSS	1.30	cm
DE	1.83	cm	LVIDS	2.21	cm
EF SLOPE	0.7	cm	LVPWS	1.30	cm
SV	57.41		EDV	65.72	ml
CO			ESV	16.34	ml
HR			EF	75.73	%
LVMI			FS	45.90	%
OTHERS			LV MASS	178.32	grams

DESCRIPTIVE FINDINGS:Technically Adequate Study. Normal Sinus rhythm during Study.

LEFT VENTRICLE	Normal in size
LEFT ATRIUM	Normal in size
RIGHT VENTRICLE	Normal in size
RIGHT ATRIUM	Normal in size
WALL MOTION ANALYSIS	No RWMA
TRICUSPID VALVE	Normal
MITRAL VALVE	Normal
PULMONIC VALVE	Normal
AORTIC VALVE	Normal
IAS & IVS	Intact
AORTA & PA	Normal In Size
SYSTEMIC & PULMONARY VENIS	Normally Draining
PERICARDIUM	Normal
OTHERS	No Intra Cardiac Thrombus, Tumour or Vegetation

CARDIOLOGY

UHID / IP NO	210275 (11941)	RISNo./Status :	117231/
Patient Name :	Mrs. GEETA N SHETTI	Age/Gender :	33 Y/F
Referred By :	Dr. CMO	Ward/Bed No :	OPD
Bill Date/No :	27/02/2024 9:24AM/ OPCR/24/7692	Scan Date :	
Report Date :	27/02/2024 10:24AM	Company Name:	Final

DOPPLER STUDY

VALVES	VELOCITY	GRADIENT	REGURGITATION	OTHERS
P V	0.71m/s		NO PR	
MV	E: 0.84m/s A: 0.54m/s		NO MR	
AV	1.48m/s		NO AR	
TV	E: 0.60m/s A: 0.40m/s		NO TR	
OTHERS				

SUMMARY FINDINGS:

NORMAL CARDIAC CHAMBERS

NO REGIONAL WALL MOTION ABNORMALITY AT REST

NORMAL LV SYSTOLIC FUNCTION (EF-75%)

NORMAL LV DIASTOLIC FUNCTION

NO CLOT / PE / VEGETATION/PAH

Dr. PRANEETHS
CONSULTANT
CARDIOLOGIST

Mr. Deva Sagayam C

CARDIOLOGY

UHD / IP NO	210275 (11941)	RISNo./Status :	117231/
Patient Name :	Mrs. GEETA N SHETTI	Age/Gender :	33 Y/F
Referred By :	Dr. CMO	Ward/Bed No :	OPD
Bill Date/No :	27/02/2024 9:24AM/ OPCR/24/7692	Scan Date :	
Report Date :	27/02/2024 10:24AM	Company Name:	Final



LABORATORY

Patient Name	Mrs. GEETA N SHETTI	Lab No	117231
UHID	210275	Sample Date	27/02/2024 9:24AM
Age/Gender	33 Yrs/Female	Receiving Date	27/02/2024 11:11AM
Bed No/Ward	OPD	Report Date	27/02/2024 1:34PM
Referred By	Dr. CMO	Report Status	Final
Bill No.	OPCR/24/7692	Manual No.	

BIOCHEMISTRY

Test Name	Result	Unit	Biological Ref. Range	Method
			Sample: Serum	
BLOOD UREA NITROGEN	11.9	mg/dl	Upto 14 years : 5 - 18 mg/dl Male (above 14 years): 8 - 24 mg/dl Female (above 14 years): 6 - 21 mg/dl Pregnant women : 5 - 12 mg/dl	
SERUM CREATININE	1.09	mg/dl	0.60 - 1.40	
FASTING BLOOD SUGAR	99.8	mg/dl	74.00 - 100.00	
GLYCOSYLATED HAEMOGLOBIN (HbA1c)				
HbA1c (GLYCOSYLATED Hb)	4.7	%	4.00 - 6.00	Immunoturbidimetric
MEAN BLOOD GLUCOSE	88.19	mg/dl	70.00 - 140.00	
LIPID PROFILE				
TOTAL CHOLESTEROL	272 H	mg/dl	0.00 - 200.00	
TRIGLYCERIDES	99.0	mg/dl	0.00 - 200.00	
HDL CHOLESTEROL - DIRECT	50.4	mg/dl	35.00 - 55.00	
LDL CHOLESTROL - CALCULATED	201.8 H	mg/dl	0 - 130	
TC/HDL	5.40			
LDL/HDL	4.00			
			Sample: Serum	

LIVER FUNCTION TEST (LFT)

Verified By
Mr. VINAY G M

Ravi Shankar

Ravi Shankar K
Bio Chemist

Printed on 29/05/2024 12:39

Page: 1 Of 10

*You can access your Lab & Radiology reports online through the Patient Portal

*In the Patient Portal, you can log in through your UHID No. & your registered Mobile No. shall be your Password.

*Report shall be available for 30 days from the date of the finalisation



LABORATORY

Patient Name	Mrs. GEETA N SHETTI	Lab No	117231
UHID	210275	Sample Date	27/02/2024 9:24AM
Age/Gender	33 Yrs/Female	Receiving Date	27/02/2024 11:11AM
Bed No/Ward	OPD	Report Date	27/02/2024 1:34PM
Referred By	Dr. CMO	Report Status	Final
Bill No.	OPCR/24/7692	Manual No.	


TOTAL BILIRUBIN 0.46 mg/dl Adult - 0.2 - 1.3 mg/ dL

Special condition:

Premature - <2.0 mg/ dL
Full term - <2.0 mg/ dL
0-1 day - Premature-
1.0 - 8.0 mg/ dL
0-1 day - Full term -
2.0 - 6.0 mg/ dL
1 - 2 days Premature -
6.0 - 12.0 mg/ dL
1 - 2 days Full term -
6.0 - 10.0 mg/ dL
3 - 5 days Premature -
10.0 - 14.0 mg/ dL
3 - 5 days Full term -
4.0 - 8.0 mg/ dL

DIRECT BILIRUBIN	0.29	mg/dl	0.00 - 0.30
INDIRECT BILIRUBIN.	0.17	mg/dl	
ASPARATE AMINOTRANSFERASE (SGOT/AST)	12.1	U/L	0.00 - 40.00
ALANINE AMINOTRANSFERASE (SGPT/ALT)	17.3	U/L	0.00 - 40.00
ALKALINE PHOSPHATASE (ALP)	90	IU/L	42.00 - 98.00
TOTAL PROTEIN	6.65	g/dl	6.00 - 8.50
SERUM ALBUMIN	3.97	g/dl	3.50 - 5.20
SERUM GLOBULIN	2.68	g/dl	2.30 - 3.50
A/G RATIO	1.48	%	1.00 - 2.00
POST PRANDIAL BLOOD GLUCOSE	102.2	mg/dl	70.00 - 140.00
URIC ACID	3.3	mg/dl	3.20 - 6.40

Verified By
Mr. VINAY G M


Ravi Shankar K
Bio Chemist

Printed on 29/05/2024 12:39

Page: 2 Of 10

*You can access your Lab & Radiology reports online through the Patient Portal

*In the Patient Portal, you can log in through your UHID No. & your registered Mobile No. shall be your Password.

*Report shall be available for 30 days from the date of the finalisation



LABORATORY

Patient Name	Mrs. GEETA N SHETTI	Lab No	117231
UHID	210275	Sample Date	27/02/2024 9:24AM
Age/Gender	33 Yrs/Female	Receiving Date	
Bed No/Ward	OPD	Report Date	
Referred By	Dr. CMO	Report Status	Final
Bill No.	OPCR/24/7692	Manual No.	

--End Of Report--

Verified By

Mr. VINAY G M

Printed on 29/05/2024 12:39

Page: 3 Of 10

*You can access your Lab & Radiology reports online through the Patient Portal

*In the Patient Portal, you can log in through your UHID No. & your registered Mobile No. shall be your Password.

*Report shall be available for 30 days from the date of the finalisation




LABORATORY

Patient Name	Mrs. GEETA N SHETTI	Lab No	117231
UHID	210275	Sample Date	27/02/2024 9:24AM
Age/Gender	33 Yrs/Female	Receiving Date	27/02/2024 12:51PM
Bed No/Ward	OPD	Report Date	27/02/2024 12:58PM
Referred By	Dr. CMO	Report Status	Final
Bill No.	OPCR/24/7692	Manual No.	

CLINICAL PATHOLOGY

Test Name	Result	Unit	Biological Ref. Range	Method
UIRNE GLUCOSE FASTING				
URINE SUGAR	NIL		NEGATIVE	Sample: Urine
PHYSICAL CHARACTERS				
COLOUR	Colourless			
APPEARANCE	Clear		Clear	
SPECIFIC GRAVITY	1.000			
PH	5.0			
CHEMICAL CONSTITUENTS				
ALBUMIN	Nil			
SUGAR	Nil			
BILE SALTS	Absent			
BILE PIGMENTS	Absent			
KETONE BODIES	NEGATIVE			
BLOOD	Absent			
MICROSCOPY				
PUS CELLS	1-2 /HPF			
R.B.C	Absent			
EPITHELIAL CELLS	2-3/HPF			
CASTS	Absent			
CRYSTALS	Absent			
BACTERIA	Absent			
URINE GLUCOSE-POST PRANDIAL				
URINE SUGAR	NIL		NEGATIVE	

Verified By
Mr. VINAY G M


BADARINATH S
MD (PGI) KMC No 19014
HEMATOPATHOLOGIST / PATHOLOGIST

Printed on 29/05/2024 12:39

Page: 4 Of 10

*You can access your Lab & Radiology reports online through the Patient Portal

*In the Patient Portal, you can log in through your UHID No. & your registered Mobile No. shall be your Password.

*Report shall be available for 30 days from the date of the finalisation



LABORATORY

Patient Name	Mrs. GEETA N SHETTI	Lab No	117231
UHID	210275	Sample Date	27/02/2024 9:24AM
Age/Gender	33 Yrs/Female	Receiving Date	
Bed No/Ward	OPD	Report Date	
Referred By	Dr. CMO	Report Status	Final
Bill No.	OPCR/24/7692	Manual No.	

--End Of Report--

Verified By

Mr. VINAY G M

Printed on 29/05/2024 12:39

Page: 5 Of 10

*You can access your Lab & Radiology reports online through the Patient Portal

*In the Patient Portal, you can log in through your UHID No. & your registered Mobile No. shall be your Password.

*Report shall be available for 30 days from the date of the finalisation



LABORATORY

Patient Name	Mrs. GEETA N SHETTI	Lab No	117231
UHID	210275	Sample Date	27/02/2024 9:24AM
Age/Gender	33 Yrs/Female	Receiving Date	27/02/2024 11:11AM
Bed No/Ward	OPD	Report Date	27/02/2024 12:56PM
Referred By	Dr. CMO	Report Status	Final
Bill No.	OPCR/24/7692	Manual No.	

HAEMATOTOLOGY

Test Name	Result	Unit	Biological Ref. Range	Method
BLOOD GROUP	"O"			
RH TYPE	POSITIVE			
			Sample: Blood	
HAEMOGLOBIN	12.6	gm/dl	12.00 - 16.00	
TOTAL COUNT	7260	cells/cumm	4500.00 - 11000.00	
DLC				
NEUTROPHILS	49	%	35.00 - 66.00	
LYMPHOCYTES	41	%	24.00 - 44.00	
MONOCYTES	05	%	4.00 - 10.00	
EOSINOPHILS	05	%	1.00 - 6.00	
BASOPHILS	00	%	0.00 - 1.00	
R.B.C COUNT	4.61	mill/cumm	4.00 - 5.20	
PACKED CELL VOLUME (PCV)	37.6	%	36.00 - 46.00	
PLATELET COUNT	1.90	lakh/cumm	1.50 - 4.50	
M.C.V	81.6	fL	80.00 - 100.00	
M.C.H	27.3	pg	26.00 - 34.00	
M.C.H.C	33.5	%	32.00 - 36.00	
ESR (ERYTHROCYTE SEDIMENTATION RATE)	20	mm/hr	0.00 - 20.00	

--End Of Report--

Verified By
Mr. VINAY G M

BADARINATH S
MD (PGI) KMC No 19014
HEMATOPATHOLOGIST / PATHOLOGIST

Printed on 29/05/2024 12:39

Page: 6 Of 10

*You can access your Lab & Radiology reports online through the Patient Portal

*In the Patient Portal, you can log in through your UHID No. & your registered Mobile No. shall be your Password.

*Report shall be available for 30 days from the date of the finalisation



LABORATORY


Patient Name	Mrs. GEETA N SHETTI	Lab No	117231
UHID	210275	Sample Date	27/02/2024 9:24AM
Age/Gender	33 Yrs/Female	Receiving Date	27/02/2024 11:11AM
Bed No/Ward	OPD	Report Date	27/02/2024 1:52PM
Referred By	Dr. CMO	Report Status	Final
Bill No.	OPCR/24/7692	Manual No.	

HORMONES

Test Name	Result	Unit	Biological Ref. Range	Method
THYROID PROFILE (T3, T4, TSH)				
TOTAL TRIIODOTHYRONINE (T3)	1.23	ng/mL	0.59 - 2.15	
TOTAL THYROXINE (T4)	91.7	ng/mL	52.00 - 127.00	
TSH (THYROID STIMULATING HORMONE)	1.75	uIU/ml	0.30 - 4.50	

--End Of Report--

Verified By
Mr. VINAY G M


BADARINATH S
MD (PGI) KMC No 19014
HEMATOPATHOLOGIST / PATHOLOGIST

Printed on 29/05/2024 12:39

Page: 7 Of 10

*You can access your Lab & Radiology reports online through the Patient Portal

*In the Patient Portal, you can log in through your UHID No. & your registered Mobile No. shall be your Password.

*Report shall be available for 30 days from the date of the finalisation



LABORATORY

Patient Name	Mrs. GEETA N SHETTI	Lab No	117231
UHID	210275	Sample Date	27/02/2024 9:24AM
Age/Gender	33 Yrs/Female	Receiving Date	
Bed No/Ward	OPD	Report Date	
Referred By	Dr. CMO	Report Status	Final
Bill No.	OPCR/24/7692	Manual No.	

USG

ABDOMEN & PELVIS (USG)

Verified By

Mr. VINAY G M

Printed on 29/05/2024 12:39

Page: 8 Of 10

*You can access your Lab & Radiology reports online through the Patient Portal

*In the Patient Portal, you can log in through your UHID No. & your registered Mobile No. shall be your Password.

*Report shall be available for 30 days from the date of the finalisation



LABORATORY

Patient Name	Mrs. GEETA N SHETTI	Lab No	117231
UHID	210275	Sample Date	27/02/2024 9:24AM
Age/Gender	33 Yrs/Female	Receiving Date	27/02/2024 11:48AM
Bed No/Ward	OPD	Report Date	27/02/2024 11:55AM
Referred By	Dr. CMO	Report Status	Final
Bill No.	OPCR/24/7692	Manual No.	

LIVER: Liver is 14.2 cm in size, both lobes of liver are normal in size with **increased echotexture**. No evidence of any focal lesion / intrahepatic billiary dilatation noted. CBD and Portal vein normal in size and echotexture.

GALL BLADDER: Partially distended.

PANCREAS: Head appears normal. Body and tail obscured.

SPLEEN: Normal in size measuring 9.3 cms with normal echotexture.

KIDNEYS: Both kidneys are normal in size, shape, contour & position. Cortico medullary differentiation is well maintained. No evidence of any hydronephrosis/hydroureter.
Right Kidney measures: 9.8 x 1.5 cms.
Left Kidney measures : 10.9 x 1.8 cms.

URINARY BLADDER: Well distended with clear contents. Wall thickness is normal.

UTERUS: Normal in size and echotexture, measuring 8.6 x 3.7 x 5.2 cms. Myometrial echoes appear normal. Endometrium appears normal, measures 7.4 mm.

OVARIES: Both ovaries are normal in size and echotexture.
Right ovary: 2.5 x 1.6 cms. Left ovary: 2.3 x 1.8 cms.


No obvious free fluid in the peritoneal cavity.

IMPRESSION: Grade I fatty liver.

**** Note: All abnormalities cannot be detected by Ultrasound scan due to technical limitation, obesity and other factors. Scan findings to be correlated with old reports or other investigations.**

--End Of Report--

Verified By
Mr. VINAY G M


Dr. Chinmaya S Kudari
MBBS,MD in RadioDiagnosis
Consultant Radiologist

Printed on 29/05/2024 12:39

Page: 9 Of 10

*You can access your Lab & Radiology reports online through the Patient Portal

*In the Patient Portal, you can log in through your UHID No. & your registered Mobile No. shall be your Password.

*Report shall be available for 30 days from the date of the finalisation



LABORATORY

Patient Name	Mrs. GEETA N SHETTI	Lab No	117231
UHID	210275	Sample Date	27/02/2024 9:24AM
Age/Gender	33 Yrs/Female	Receiving Date	27/02/2024 11:02AM
Bed No/Ward	OPD	Report Date	27/02/2024 12:32PM
Referred By	Dr. CMO	Report Status	Final
Bill No.	OPCR/24/7692	Manual No.	

X-RAY

CHEST PA VIEW (X RAY)

FINDINGS:

The lungs on the either side show equal translucency.

Cardiac size and ventricular configuration are normal.

Both hilar region appear normal.

Both C P angles appear clear.


Both domes of diaphragm appear normal.

Bony cage and soft tissue appear normal.

IMPRESSION: ESSENTIALLY NORMAL STUDY.

--End Of Report--

Verified By
Mr. VINAY G M


Dr. Chinmaya S Kudari
MBBS,MD in RadioDiagnosis
Consultant Radiologist