

REVIVAL

DIAGNOSTICS



Medical Form & EYE CHECK UP

Demographic Information:

Name : Amrut Gavhane Date : 29/03/24
Age : 36 y
Sex : male

VITALS CHECKUP

Blood Pressure	:-	<u>110/70</u>	HEIGHT [IN CM]	:-	<u>170</u>
Heart Rate	:-	<u>76 /min</u>	Weight (in Kgs)	:-	<u>69</u>
Spo2	:-	<u>98 %</u>	BMI VALUE	:-	<u>23.4</u>
PULSE	:-	<u>74/min</u>	BMI STATUS	:-	<u>Normal</u>

HISTORY

Current Health Complaints

Past History

Family History

Allergies

Ongoing Medication

Any other problems needing attention / Overall Assessment :

REMARKS :-

EYE TEST

1. VISION :-

A. NEAR VISION

RIGHT EYE :- 6/9
LEFT EYE :- 6/9

B. DISTANCE VISION

RIGHT EYE :- 6/9
LEFT EYE :- 6/9

2. COLOR VISION :-

RIGHT EYE :- 6/9
LEFT EYE :- 6/9

3. NIGHT VISION :-

RIGHT EYE :- 6/9
LEFT EYE :- 6/9

REMARKS :- NAD

DOCTOR SIGN

Revival Diagnostic

401, Aqua Corridor,
S.S. Star Bazar, Surat-395009
Mo. 91062-28601

Chirag Patel
Dr. Chirag Patel
M.B.B.S. G-49432

0261-2747788, 9825947712

4th FLOOR, AQUA CORRIDOR, BESIDE STAR BAZAR ADAJAN 395009



revivaldiagnostics.surat@gmail.com

REVIVAL

DIAGNOSTICS



Dental Checkup

Patient Name: - Amrut Govhane

Age: - 36 Sex: - Male

Past Medical History

1) Smoking 2) Alcohol 3) Hepatitis B & C 4) Diabetics 6) Tobacco 5) Allergy 6) Asthma

7) Any Other: no

PDH: - no

O/E: - no

Investigation: no

Treatment: - no

Doctor's Sign and Stamp

Consent Form:

Amrut Govhane have given true & total information to the dentist regarding past & present illness as well as ongoing medical treatment. I have been fully informed regarding treatment for present illness. Along with benefit & possible risk from medicines / Surgery / Anesthetic drugs to be used by the dentist in my own understanding language. I hereby willingly permit the dentist to undertake the treatment or surgical intervention.

Patient Signature:

Revival Diagnostic
401 Aqua Corridor,
B/s. Star Bazar, Surat-395009
Mo. 91062-28601





REVIVAL DIAGNOSTICS

Name	GAVHANE AMRUT VIDHYADHAR	Age/Gender	36Yrs/Male
Reg No.	3107/24	Receipt No	19280
Referred By	Bank of Baroda (BOB) - MEDI WHEEL()	Mode of Payment	CREDIT
Collection Type	CENTER	Collection DateTime	29-Mar-2024 07:45 AM

BLOOD GROUP - 29032412 Released at 29-Mar-2024 01:06 PM

Parameter	Result	Biological Ref.Range	Method
-Blood Group	"A"		
-Rh.Factor	POSITIVE		

CBC - 29032412 Released at 29-Mar-2024 10:47 AM

Parameter	Result	Biological Ref.Range	Method
-Haemoglobin	14.6 gm/dL	(13.5 - 18 gm/dL)	Auto
-RBC Count	5.11 mill/cumm	(4.6 - 6.2 mill/cumm)	Auto
-Total WBC Count	6300 /cumm	(4000 - 10000 /cumm)	Auto
-Platelet Count	2.26 lakh/cumm	(1.5 - 4.5 lakh/cumm)	Auto

Blood Indices

-HCT	45.0 %	(40 - 55 %)	Auto
-MCV	88.0 fl	(80 - 92 fl)	Auto
-MCH	28.5 pg	(27 - 31 pg)	Auto
-MCHC	32.3 gm/dL	(32 - 36 gm/dL)	Auto
-RDW	13.3 %	(11 - 15 %)	Auto

Diff WBC Count

-Polymorphs	51 %	(40 - 80 %)	Microscopically
-Lymphocytes	43 %	H (20 - 40 %)	Microscopically
-Eosinophils	04 %	(1 - 6 %)	Microscopically
-Monocytes	02 %	(2 - 7 %)	Microscopically
-Basophils	00 %	(0 - 1 %)	Microscopically
-PLATELET ON SMEAR	Adequate		Microscopically
-MALARIAL PARASITES	Malarial Parasites Not Detected		Microscopically

[Test performed on Fully Automated Hematology Analyzer ERBA H-360]

Revival Diagnostics

401-Aqua Corridor,

Beside Star B Adajan
Surat-395009. Mo. 9825947712

Beside

0261-2747788, 98259 47712

4th Floor, Aqua Corridor, Hazira Road, Adajan Pal, Surat - 395009.



revivaldiagnostics.surat@gmail.com



www.revivaldiagnostics.com

Dr. Shivangi Gandhi
M.B.B.S, M.D (Pathology)

This Medical Report is Not Intended for Medico-legal Purposes. Laboratory Test Results are Subject to Technical limitation and Should be Clinically Correlate for Final Diagnosis



REVIVAL DIAGNOSTICS


Name	GAVHANE AMRUT VIDHYADHAR	Age/Gender	36Yrs/Male
Reg No.	3107/24	Receipt No	19280
Referred By	Bank of Baroda (BOB) - MEDI WHEEL()	Mode of Payment	CREDIT
Collection Type	CENTER	Collection DateTime	29-Mar-2024 07:45 AM

ESR - 29032412 Released at 29-Mar-2024 10:58 AM

Parameter	Result	Biological Ref.Range	Method
-E.S.R	02 mm/hr	(1 - 10 mm/hr)	

Revival Diagnostics

401-Aqua Corridor,
Beside Star Bazar, Adajan,
Surat-395009. Mo. 9825947712


Dr. Shivangi Gandhi
M.B.B.S, M.D (Pathology)

 0261-2747788, 98259 47712

 4th Floor, Aqua Corridor, Hazira Road, Adajan Pal, Surat - 395009.

 revivaldiagnostics.surat@gmail.com

 www.revivaldiagnostics.com

This Medical Report is Not Intended for Medico-legal Purposes. Laboratory Test Results are Subject to Technical limitation and Should be Clinically Correlate for Final Diagnosis



REVIVAL DIAGNOSTICS

Name	GAVHANE AMRUT VIDHYADHAR	Age/Gender	36Yrs/Male
Reg No.	3107/24	Receipt No	19280
Referred By	Bank of Baroda (BOB) - MEDI WHEEL()	Mode of Payment	CREDIT
Collection Type	CENTER	Collection DateTime	29-Mar-2024 07:45 AM

FBS & PPBS - 29032413 Released at 29-Mar-2024 02:54 PM

Parameter	Result	Biological Ref.Range	Method
-Fasting Blood Sugar (FBS)	86 mg/dL	70-100 mg/dl Impaired Tolerance: 100-125 Diabetes Mellitus: \geq 126 (American diabetes association guidelines 2022)	
-Fasting Urine Sugar	Absent		
-Fasting Urine Acetone	Absent		
-PPBS	110 mg/dL	(90 - 140 mg/dL)	
-PP2BS URINE SUGAR	Absent		
-PP2BS URINE ACETONE	Absent		

HBA1C - 29032412 Released at 29-Mar-2024 02:54 PM

Parameter	Result	Biological Ref.Range	Method
-HBA1C	5.4 %	HbA1C Degree of Glucose Control <5.6 % Non Diabetics 5.7 - 6.4 % Prediabetics \geq 6.5 % Diabetics (REF:Wallace, 11th Edition) REMARKS: 6 - 7 % Excellent Control 7 - 8 % Good Control 8 - 10 % Unsatisfactory Control >10 % Poor Control	Immuno-Turbidometry method
-Method[]		High Performance Liquid Chromatography (HPLC)	

Revival Diagnostics

401-Aqua Corridor,
Beside Star Bazar, Adajan,
Surat-395009. Mo. 9825947712

Dr. Shivangi Gandhi
M.B.B.S, M.D (Pathology)

0261-2747788, 98259 47712

4th Floor, Aqua Corridor, Hazira Road, Adajan Pal, Surat - 395009.

revivaldiagnostics.surat@gmail.com

www.revivaldiagnostics.com

This Medical Report is Not Intended for Medico-legal Purposes. Laboratory Test Results are Subject to Technical limitation and Should be Clinically Correlate for Final Diagnosis



REVIVAL DIAGNOSTICS

Name	GAVHANE AMRUT VIDHYADHAR	Age/Gender	36Yrs/Male
Reg No.	3107/24	Receipt No	19280
Referred By	Bank of Baroda (BOB) - MEDI WHEEL()	Mode of Payment	CREDIT
Collection Type	CENTER	Collection DateTime	29-Mar-2024 07:45 AM

LIVER FUNCTION TEST (LFT) - 29032414 Released at 29-Mar-2024 02:55 PM

Parameter	Result	Biological Ref.Range	Method
-Serum Total Bilirubin	0.8 mg/dL	(0 - 1.3 mg/dL)	Diazo
-Serum Direct Bilirubin	0.3 mg/dL	(0 - 0.4 mg/dL)	Diazo
-Serum InDirect Bilirubin	0.5 mg/dL	(0.1 - 1.3 mg/dL)	Calculated
-Total Protein (TP)	7.1 gm/dL	(6.4 - 8.3 gm/dL)	Biuret
-Albumin (ALB)	4.2 gm/dL	(3.5 - 5.2 gm/dL)	BCG
-Globulin	2.9 gm/dL	(2.3 - 3.6 gm/dL)	Calculated
-A/G Ratio	1.45 gm/dL	(1 - 2.3 gm/dL)	Calculated
-SGPT(ALT)	110 U/L	H (5 - 45 U/L)	IFCC, Kinetic without Pyridoxal Phosphate
-SGOT (AST)	94 U/L	H (0 - 35 U/L)	IFCC, Without Pyridoxal Phosphate
-Alkaline Phosph.	85 U/L	(42 - 128 U/L)	ALP-AMP
-GGT	89 U/L	H (5 - 50 U/L)	Glupa-C

[Test performed on Fully Automated Biochemistry Analyzer ERBA EM200]

Revival Diagnostics
401-Aqua Corridor,
Beside Star Bazar, Adajan,
Surat-395009. Mo. 9825947712

Sg
Dr. Shivangi Gandhi
M.B.B.S, M.D (Pathology)

0261-2747788, 98259 47712

4th Floor, Aqua Corridor, Hazira Road, Adajan Pal, Surat - 395009.

@ revivaldiagnostics.surat@gmail.com

www.revivaldiagnostics.com



REVIVAL DIAGNOSTICS

Name	GAVHANE AMRUT VIDHYADHAR	Age/Gender	36Yrs/Male
Reg. No.	3107/24	Receipt No	19280
Referred By	Bank of Baroda (BOB) - MEDI WHEEL()	Mode of Payment	CREDIT
Collection Type	CENTER	Collection DateTime	29-Mar-2024 07:45 AM

Creatinine - 29032414 Released at 29-Mar-2024 02:54 PM

Parameter	Result	Biological Ref.Range	Method
-Creatinine	1.0 mg/dL	(0.6 - 1.4 mg/dL)	ENZYMATIC


BUN - 29032414 Released at 29-Mar-2024 10:34 AM

Parameter	Result	Biological Ref.Range	Method
-Blood Urea Nitrogen (BUN)	12 mg/dL	(6 - 20 mg/dL)	Calculated

Uric Acid - 29032414 Released at 29-Mar-2024 02:55 PM

Parameter	Result	Biological Ref.Range	Method
-Uric Acid	5.8 mg/dL	(3.5 - 7.2 mg/dL)	Uricase-POD

Revival Diagnostics
401-Aqua Corridor,
Beside Star Bazar, Adajan,
Surat-395009. Mo. 9825947717


Dr. Shivangi Gandhi
M.B.B.S, M.D (Pathology)

 0261-2747788, 98259 47712

 4th Floor, Aqua Corridor, Hazira Road, Adajan Pal, Surat - 395009.

 revivaldiagnostics.surat@gmail.com

 www.revivaldiagnostics.com



REVIVAL DIAGNOSTICS

Name	GAVHANE AMRUT VIDHYADHAR	Age/Gender	36Yrs/Male
Reg No.	3107/24	Receipt No	19280
Referred By	Bank of Baroda (BOB) - MEDI WHEEL()	Mode of Payment	CREDIT
Collection Type	CENTER	Collection DateTime	29-Mar-2024 07:45 AM

Lipid Profile - 29032414 Released at 29-Mar-2024 02:55 PM

Parameter	Result	Biological Ref.Range	Method
-Serum Cholesterol	163 mg/dL	Desirable < 200 mg/dl Borderline High : 200-239 mg/dl High : > 240 mg/dl	CHOD-PAP
-Serum Triglyceride	94 mg/dL	Normal < 150 mg/dl Borderline High : 150 - 199 mg/dl High : 200 - 499 mg/dl Very High : 500 mg/dl	GPO-POD Method
-Serum HDLD(Direct)	45 mg/dL	Normal :> 55 mg/dl Borderline : 35-55 mg/dl Undesirable: < 35 mg/dl	PVS-PEGME Precipitation with CHOD-POD
-Serum VLDL	19 mg/dL	(5 - 30 mg/dL)	Calculated
-Serum LDL(Direct)	99 mg/dL	Optimal:< 100 mg/dl Above Optimal : 100- 129 mg/dl Borderline High : 130-159 mg/dl High : > 160-189mg/dl Very High : >190 mg/dl	Calculated
-Chol/HDL	3.62	Low risk: <3.8 Medium Risk: 3.8 to 5.9 High Risk: > 6	Calculated
-LDL/Chol	1.64	Low risk: <3.55 Medium Risk: 3.55 to 4.0 High Risk: > 6	Calculated

[Test performed on Fully Automated Biochemistry Analyzer ERBA EM200]

Revival Diagnostics

401-Aqua Corridor,
Beside Star Bazar, Adajan,
Surat-395009. No. 9825947712

Dr. Shivangi Gandhi
M.B.B.S, M.D (Pathology)

0261-2747788, 98259 47712

4th Floor, Aqua Corridor, Hazira Road, Adajan Pal, Surat - 395009.

revivaldiagnostics.surat@gmail.com

www.revivaldiagnostics.com



REVIVAL DIAGNOSTICS

Name	GAVHANE AMRUT VIDHYADHAR	Age/Gender	36Yrs/Male
Reg No.	3107/24	Receipt No	19280
Referred By	Bank of Baroda (BOB) - MEDI WHEEL()	Mode of Payment	CREDIT
Collection Type	CENTER	Collection DateTime	29-Mar-2024 07:45 AM

Total T3 T4 TSH - 29032414 Released at 29-Mar-2024 12:47 PM

Parameter	Result	Biological Ref.Range	Method
-Total T3	0.87 ng/ml	(0.87 - 1.78 ng/ml)	Fluorescence Enzyme Immunoassay
-Total T4	7.11 ug/dl	(4.6 - 11 ug/dl)	Fluorescence Enzyme Immunoassay
-TSH	3.60 uIU/ml	0.50 - 5.50 uIU/ml 5.5 to 15 ul U/ml - Suggested Clinical co-relation or Repeat test with new sample as physiological factors can give false high TSH Above 15uIU/ml Hypothyroid PREGNANT WOMEN normal ranges for TSH: 1st Trimester : 0.0878 - 2.8293 uIU/ml 2nd Trimester : 0.1998 - 2.7915 uIU/ml 3rd Trimester : 0.307 - 2.9028 uIU/ml Ref: TIETZ Fundamentals of Clinical Chemistry	Fluorescence Enzyme Immunoassay

[Test performed on Fully Automated Immunology Analyzer Maglumi-600]

Revival Diagnostics
401-Aqua Corridor,
Beside Star Bazar, Adajan,
Surat-395009. Mo. 9825947712

0261-2747788, 98259 47712

4th Floor, Aqua Corridor, Hazira Road, Adajan Pal, Surat - 395009.

@ revivaldiagnostics.surat@gmail.com

www.revivaldiagnostics.com

Dr. Shivangi Gandhi
M.B.B.S, M.D (Pathology)



REVIVAL DIAGNOSTICS

Name	GAVHANE AMRUT VIDHYADHAR	Age/Gender	36Yrs/Male
Reg No.	3107/24	Receipt No	19280
Referred By	Bank of Baroda (BOB) - MEDI WHEEL()	Mode of Payment	CREDIT
Collection Type	CENTER	Collection DateTime	29-Mar-2024 07:45 AM

Urine Routine & Micro Examination - 29032416 Released at 29-Mar-2024 01:18 PM

Parameter	Result	Biological Ref.Range	Method
Physical Examination			
-Quantity	30		Manual
-Colour	Pale Yellow	Pale Yellow	Manual
-Appearance	Clear	Clear	Manual
-Reaction (pH)	Acidic		Dipstick
-Specific Gravity	1.015		Dipstick
Chemical Examination			
-Proteins.	Absent		Dipstick
-Sugar	Absent		Dipstick
-Acetone.	Absent		Dipstick
-Bile Salts	Absent	Absent	Dipstick
-Bile Pigments	Absent	Absent	Dipstick
-Occult Blood Test (OBT).	Negative		Dipstick
Microscopic Examination			
-Pus Cells	Occasional		Microscopically
-Red Blood Cells	Absent		Microscopically
-Epithelial Cells	1-2		Microscopically
-Bacteria.	Absent		Microscopically
-Crystals	Absent	Absent	Microscopically
-Others	NIL	Absent	Microscopic Examination

Revival Diagnostics
401-Aqua Corridor,
Beside Star Bazar, Adajan,
Surat-395009. Mo. 9825947712

Sg

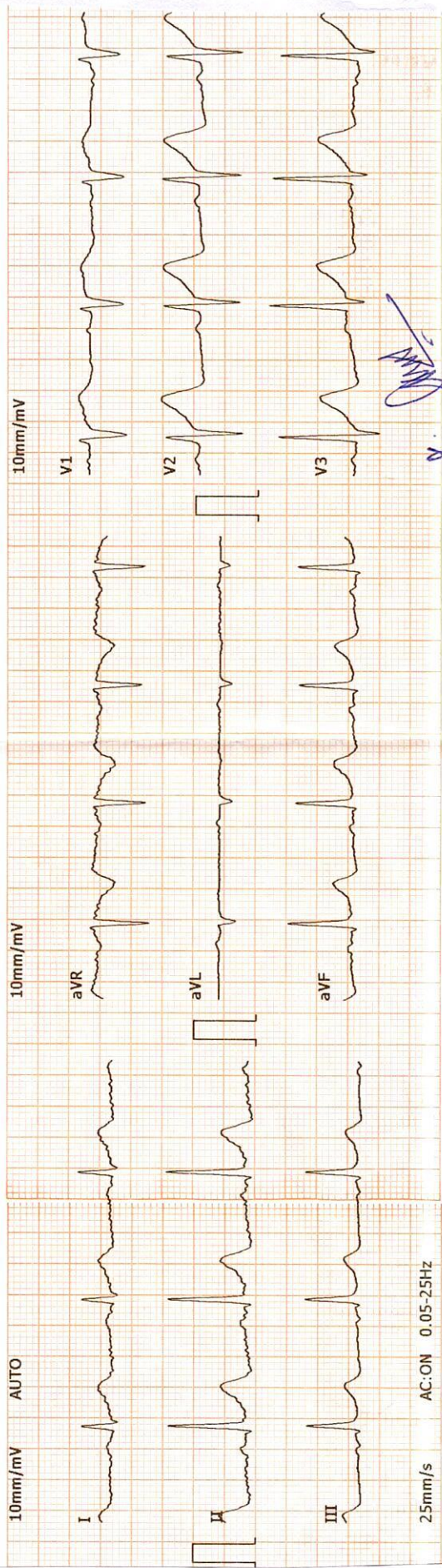
Dr. Shivangi Gandhi
M.B.B.S, M.D (Pathology)

0261-2747788, 98259 47712

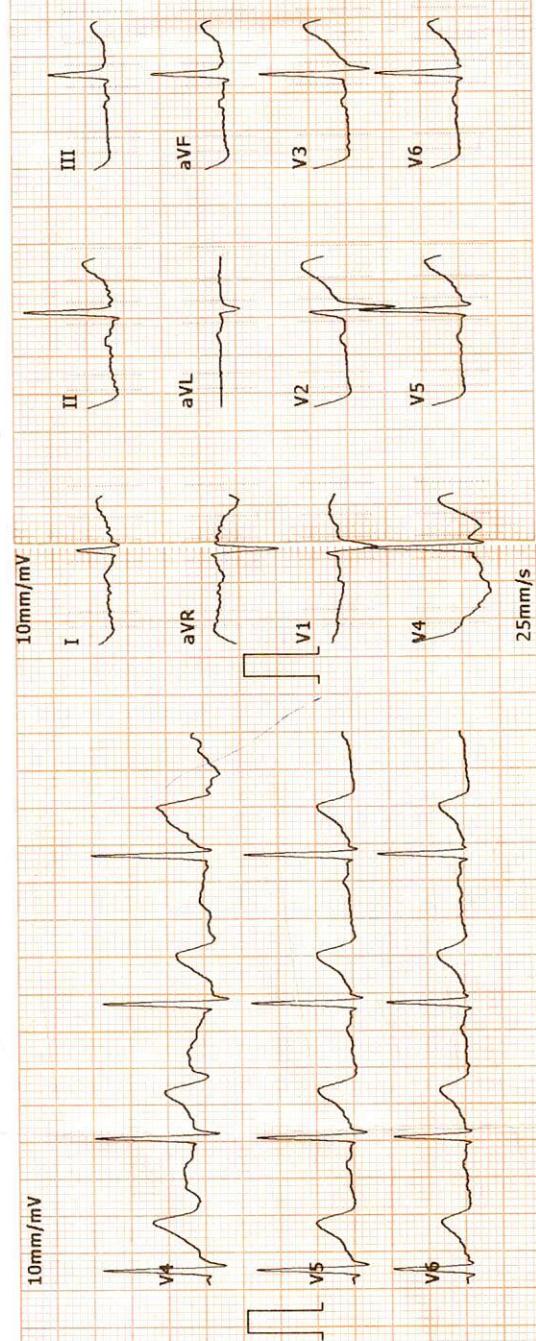
4th Floor, Aqua Corridor, Hazira Road, Adajan Pal, Surat - 395009.

revivaldiagnostics.surat@gmail.com

www.revivaldiagnostics.com



2024-3-29 9:09:11 ID: 00008882
 ID Card: Name: AMRUT GAYHANE Gender: Male
 Age: 36 Height(cm):
 Weight(Kg): BP(mmHg): /
 HR:bpm 74
 P-R:ms 286
 Q-R-S:ms 113
 QT/QTc:ms 410/453
 P/QRS/T AXES:deg 60/69/60
 RV5/SV1:mV 1.33/0.52
 RV5+SV1:mV 1.85



*The result must be confirmed by doctor!
 Report Confirmed by:

DR. ADITYA S. BORA
 MBBS, DNB, PGCC
 PHYSICIAN & CLINICAL CARDIOLOGIST
 G-54906

Revival Diagnostics
 401-Aqua Corridor,
 Beside Star Bazar, Adajan,
 Surat-395009. Mo. 9825947712



REVIVAL DIAGNOSTICS


Name	GAVHANE AMRUT VIDHYADHAR	Age/Gender	36Yrs/Male
Reg No.	3107/24	Receipt No	19280
Referred By	Bank of Baroda (BOB) - MEDI WHEEL()	Mode of Payment	CREDIT
Collection Type	CENTER	Collection DateTime	29-Mar-2024 07:44 AM

ECG

1. The rhythm is sinus.
2. Heart rate is 74 beats per minute.
3. Normal P,QRS,T wave axis.
4. Normal PR,QRS,Q.T. Duration.
5. No pathological q wave or ST-T changes seen.
6. No evidence of chamber hypertrophy or enlargement seen.

IMPRESSION : ECG WITHIN NORMAL LIMITS

Revival Diagnostics
401-Aqua Corridor,
Beside Star Bazar, Adajan,
Surat-395009. Mo. 9825947712


DR. ADITYA S. BORA Signature
MBBS, DNB, PGCC
PHYSICIAN & CLINICAL CARDIOLOGIST
G-54906

 0261-2747788, 98259 47712

 4th Floor, Aqua Corridor, Hazira Road, Adajan Pal, Surat - 395009.

 revivaldiagnostics.surat@gmail.com

 www.revivaldiagnostics.com

REVIVAL DIAGNOSTIC

4 TH FLOOR AQUA CORRIDORE, NEAR STAR BAZAR , ADAJAN , SURAT

1016/AMRUT V GAVHANE 36 Yrs/Male 69 Kg/170 Cms

Date: 29-Mar-2024 08:45:35 AM

Ref. By : MEDI WHEEL

Summary



Protocol : BRUCE Objective : NIL

Stage	StageTime (Min:Sec)	PhaseTime (Min:Sec)	Speed (kmph)	Grade (%)	METS	H.R. (bpm)	B.P. (mmHg)	R.P.P. x100	PVC	Comments
Supine					1.0	71	110/70	78	-	
Standing					1.0	31	110/70	34	-	
HV					1.0	71	110/70	78	-	
ExStart					1.0	67	110/70	73	-	
Stage 1	3:00	3:01	2.7	10.0	4.6	108	110/70	118	-	
Stage 2	3:00	6:01	4.0	12.0	7.0	139	120/80	166	-	
PeakEx	2:46	8:47	5.5	14.0	10.0	163	140/90	228	-	
Recovery	1:00		0.0	0.0	1.1	123	140/90	172	-	
Recovery	2:00		0.0	0.0	1.0	108	140/90	151	-	
Recovery	3:00		0.0	0.0	1.0	101	130/80	131	-	
Recovery	3:02		0.0	0.0	1.0	105	110/80	115	-	

(Signature)

Medication : NIL

History : NIL

Test End Reason : Test Complete

Findings :

The patient exercised according to BRUCE for 8:47, achieving a work level of Max METS:10. Resting heart rate initially 71 bpm, rose to a maximum heart rate of 163 bpm which represents 89% of maximum age predicted heart rate. Resting blood pressure 110/70 mmhg, rose to a maximum blood pressure of 140/90 mmhg. The exercise stress test was stopped due to Test Complete

Parameters :

Exercise Time : 8:47 minutes

Max HR attained : 163 bpm 89% of Max Predictable HR 184

Max BP : 140/90(mmHg)

WorkLoad attained : 10 (Good Effort Tolerance)

No significant ST segment changes noted during exercise or recovery.

No Angina/Arrhythmia/S3/murmur

Final Impression : Test is negative for inducible ischaemia.

Advice/Comments:

DR. ADITYA S. BORA
 MBBS, DNB, PGDCC
 PHYSICIAN & CLINICAL CARDIOLOGIST
 G-54906

Revival Diagnostics
 401-Aqua Corridor,
 Beside Star Bazar, Adajan,
 Surat-395009. Mo. 9825947712

REVIVAL DIAGNOSTIC

4 TH FLOOR AQUA CORRIDORE, NEAR STAR BAZAR ,ADAJAN ,SURAT

1016/AMRUT-V GAVHANE

36 Yrs/Male

69 Kg/170 Cms

Date: 29-Mar-2024 08:45:35 AM

HR: 73 bpm

METS: 1.0

BP: 110/70

MPHR: 39% of 184

Speed: 0.0 kmph

Grade: 0.0%

12 Lead + Comparison

Raw ECG

BRUCE

(1.0-100)/Hz

Ex Time 00:32

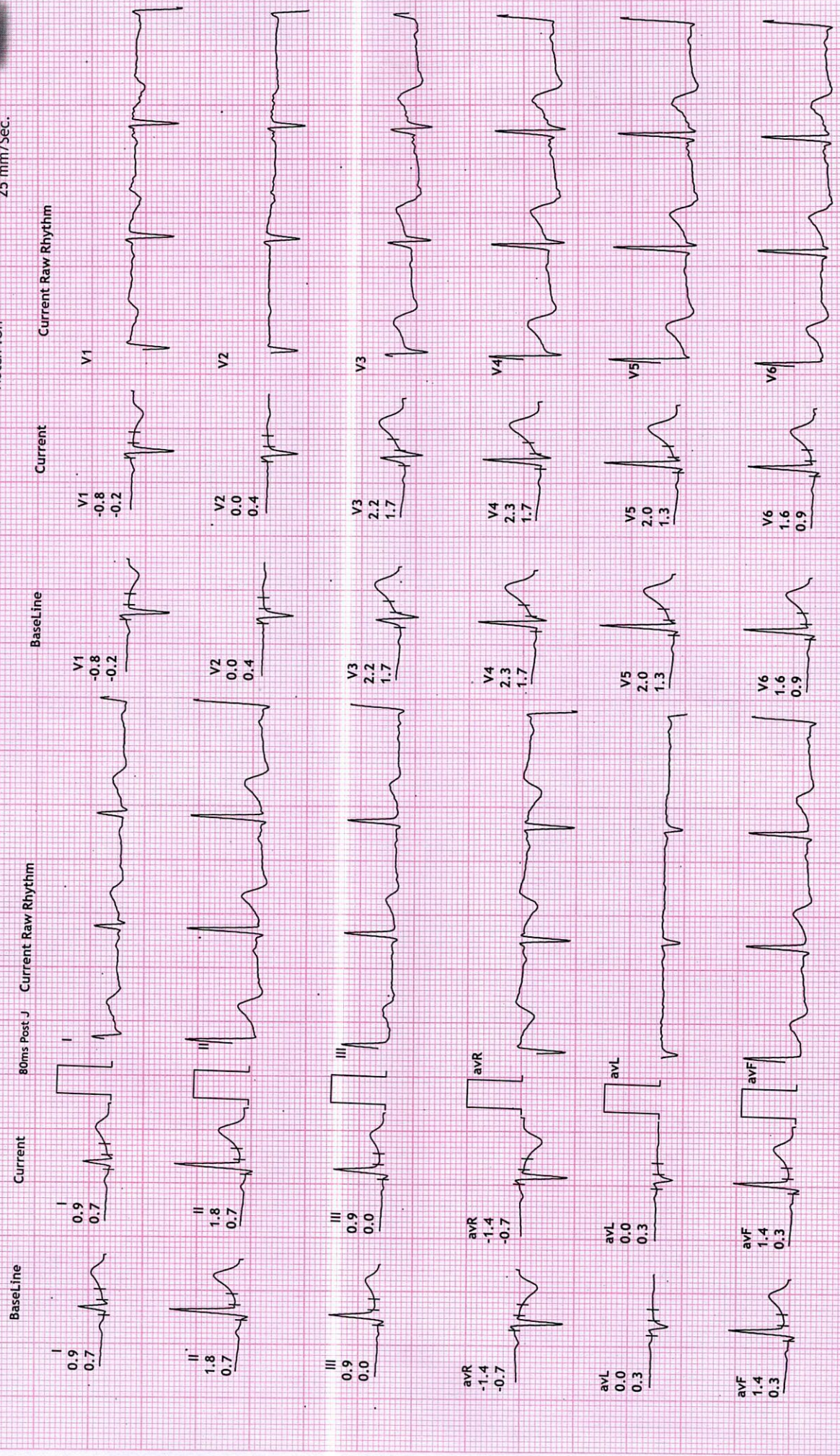
BLC : On

Notch : On

SUPINE

10.0 mm/mV

25 mm/Sec.



REVIVAL DIAGNOSTIC

4 TH FLOOR AQUA CORRIDORE, NEAR STAR BAZAR , ADAJAN , SURAT

1016/AMRUT V GAYHANE

36 Yrs/Male

69 Kg/170 Cms

Date: 29-Mar-2024 08:45:35 AM

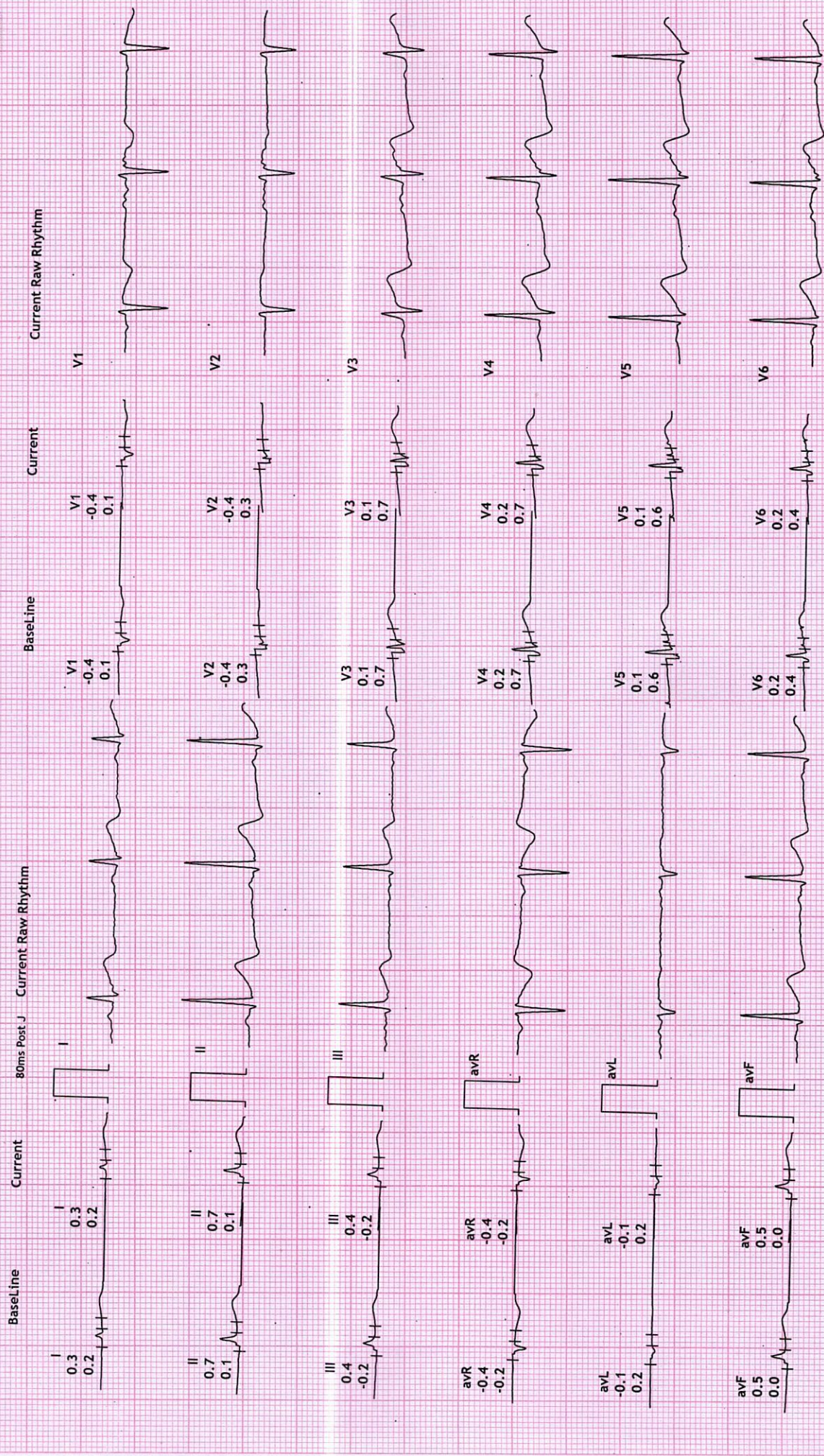
12 Lead + Comparison

MPHR: 23% of 184
Speed: 0.0 kmph
Grade: 0.0%

Raw ECG
BRUCE
(1.0-100)HZ

Ex Time 00:45
BLC :On
Notch :On

STANDING
10.0 mm/mV
25 mm/Sec.



REVIVAL DIAGNOSTIC

4 TH FLOOR AQUA CORRIDORE, NEAR STAR BAZAR, ADAJAN, SURAT

1016/AWRUT V GAVHANE

36 Yrs/Male

69 Kg/170 Cms

Date: 29-Mar-2024 08:45:35 AM

HR: 71 bpm

METS: 1.0

BP: 110/70

MPHR: 38% of 184

Speed: 0.0 kmph

Grade: 0.0%

12 Lead + Comparison

Raw ECG

BRUCE

(1.0-100)HZ

Ex Time 00:56

BLC :On

Notch :On

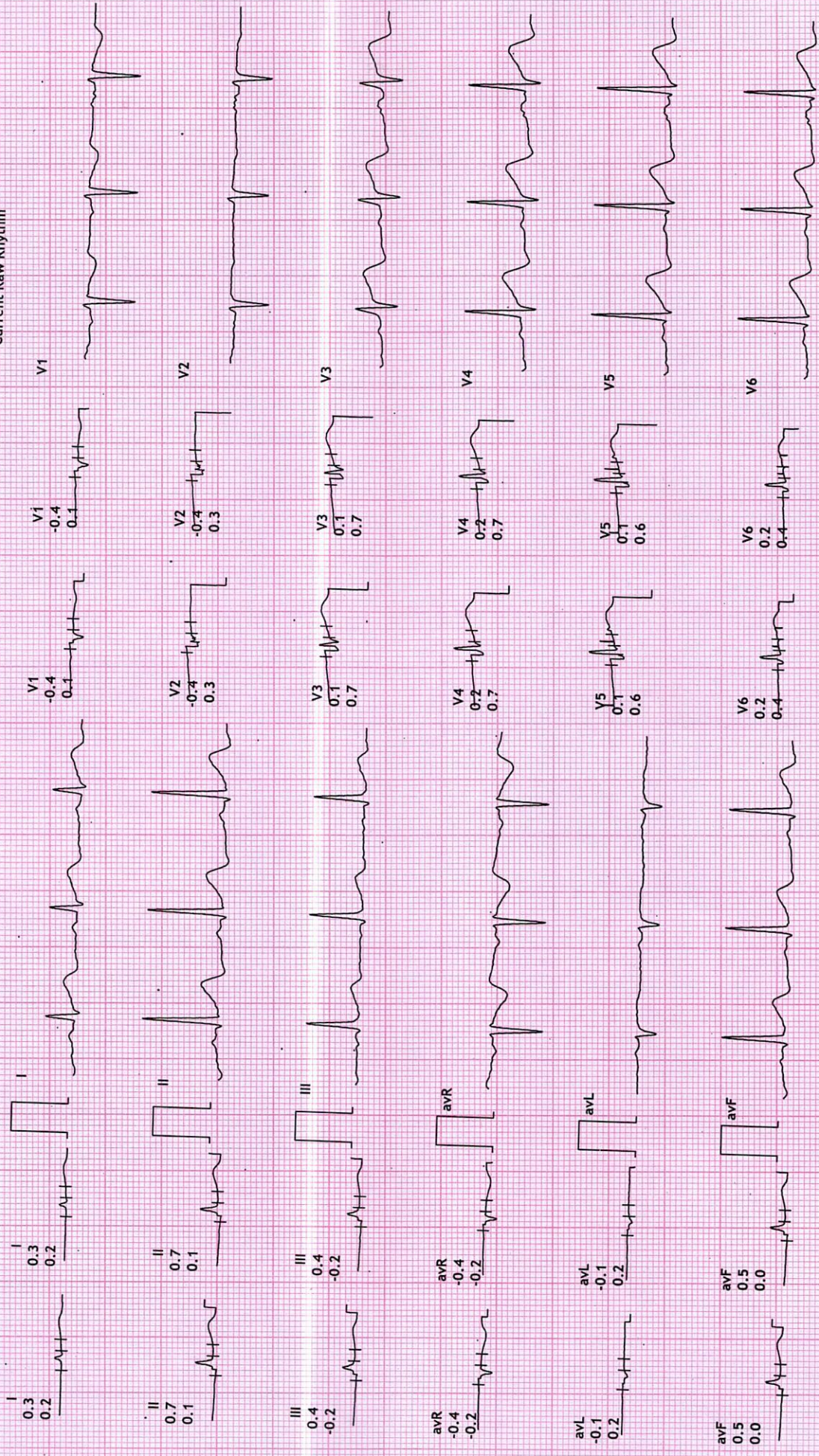
HV

10.0 mm/mV

25 mm/Sec.



Lead	Baseline	Current	80ms Post J	Current Raw Rhythm	Baseline	Current	Current Raw Rhythm
I	0.3 0.2	0.3 0.2	I	I	V1	-0.4 0.1	V1
II	0.7 0.1	0.7 0.1	II	II	V2	-0.4 0.3	V2
III	0.4 -0.2	0.4 -0.2	III	III	V3	0.1 0.7	V3
avR	-0.4 -0.2	-0.4 -0.2	avR	avR	V4	0.2 0.7	V4
avL	-0.1 0.2	-0.1 0.2	avL	avL	V5	0.1 0.6	V5
avF	0.5 0.0	0.5 0.0	avF	avF	V6	0.2 0.4	V6



REVIVAL DIAGNOSTIC

4 TH FLOOR AQUA CORRIDORE, NEAR STAR BAZAR , ADAJAN , SURAT

1016/AMRUT V GAVHANE
36 Yrs/Male
69 Kg/170 Cms

Date: 29-Mar-2024 08:45:35 AM

MpHR: 36% of 184
Speed: 0.0 kmph
Grade: 0.0%

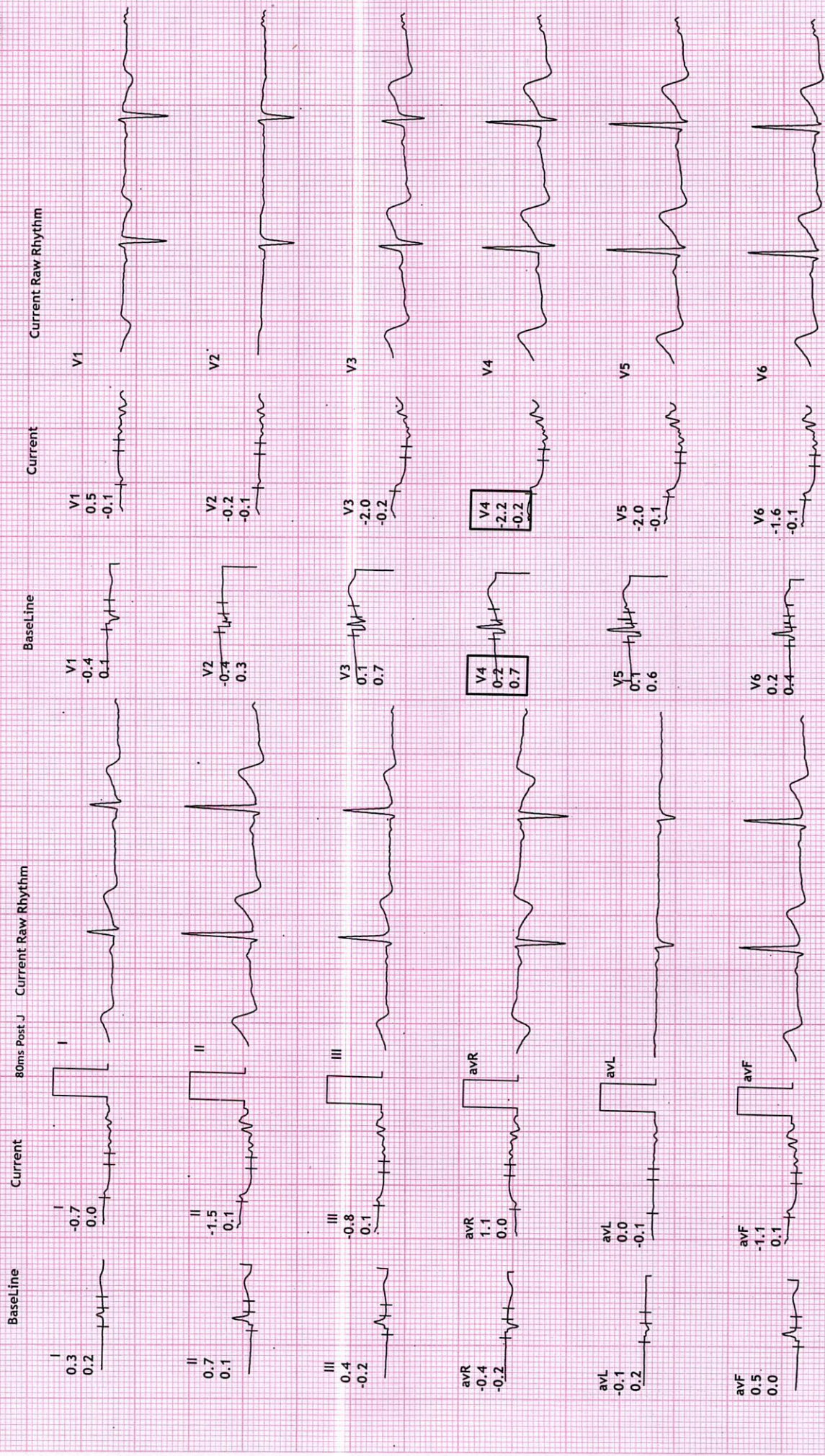
Raw ECG
BRUCE
(1.0-100)Hz

Ex Time 00:00
BLC :On
Notch :On

ExStrt
10.0 mm/mV
25 mm/Sec.



12 Lead + Comparison



REVIVAL DIAGNOSTIC

4 TH FLOOR AQUA CORRIDORE, NEAR STAR BAZAR, ADAJAN, SURAT

1016/AMRUT V GAVHANE

36 Yrs/Male

69 Kg/170 Cms

Date: 29-Mar-2024 08:45:35 AM

HR: 108 bpm

METS: 4.6

BP: 110/70

MPHR: 58% of 184

Speed: 2.7 kmph

Grade: 10.0%

12 Lead + Comparison

Raw ECG

BRUCE

(1.0-100)Hz

Ex Time 03:00

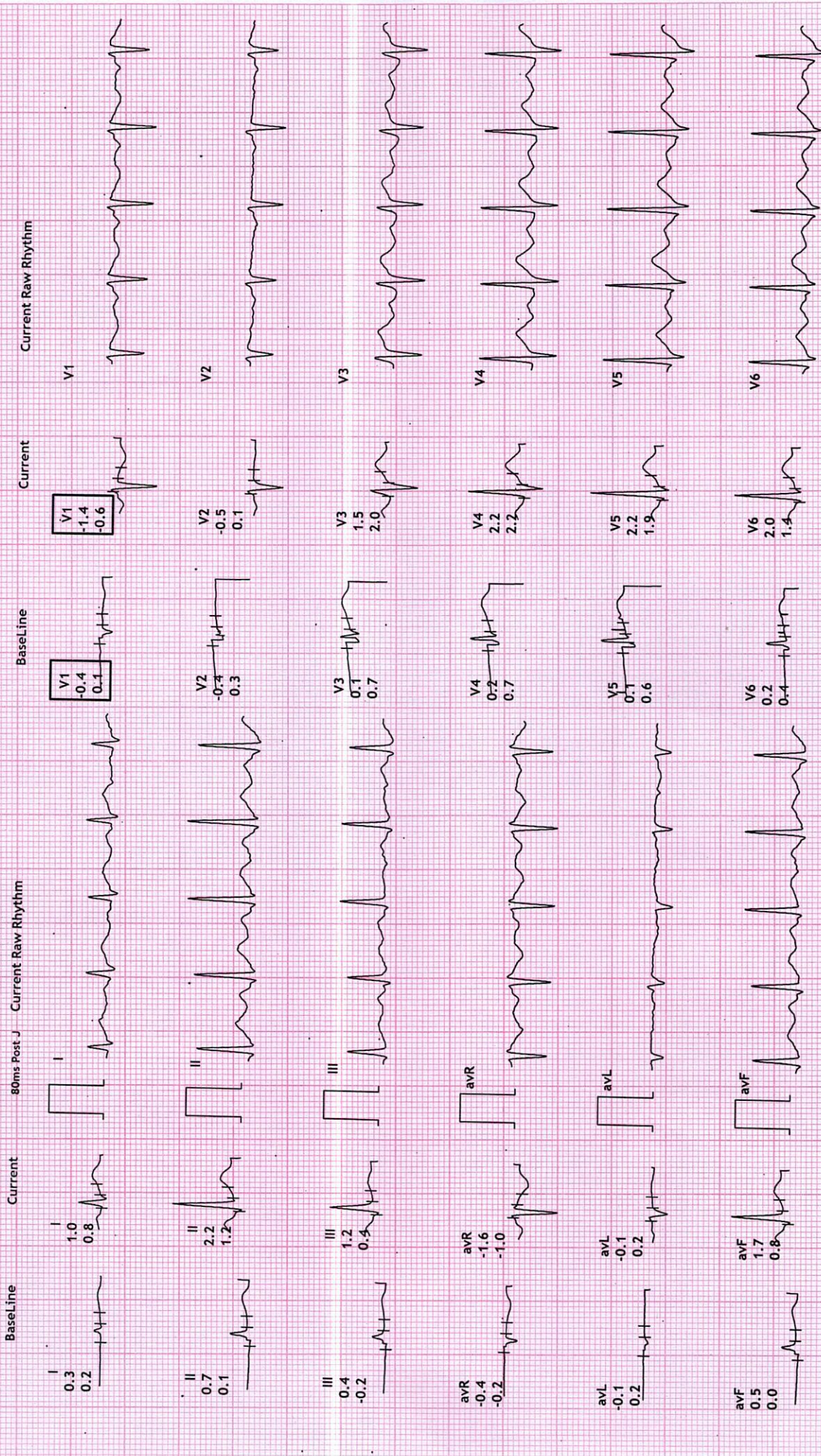
BLC :On

Notch :On

Stage 1 (03:00

10.0 mm/mV

25 mm/Sec.



REVIVAL DIAGNOSTIC

4 TH FLOOR AQUA CORRIDORE, NEAR STAR BAZAR , ADAJAN , SURAT

1016 / AMRUT V GAVHANE

36 Yrs/Male

69 Kg/170 Cms

Date: 29-Mar-2024 08:45:35 AM

HR: 139 bpm

METS: 7.0

BP: 120/80

MPHR: 75% of 184

Speed: 4.0 kmph

Grade: 12.0%

Raw ECG

BRUCE

(1.0-100)Hz

Ex Time 06:00

BLC :On

Notch :On

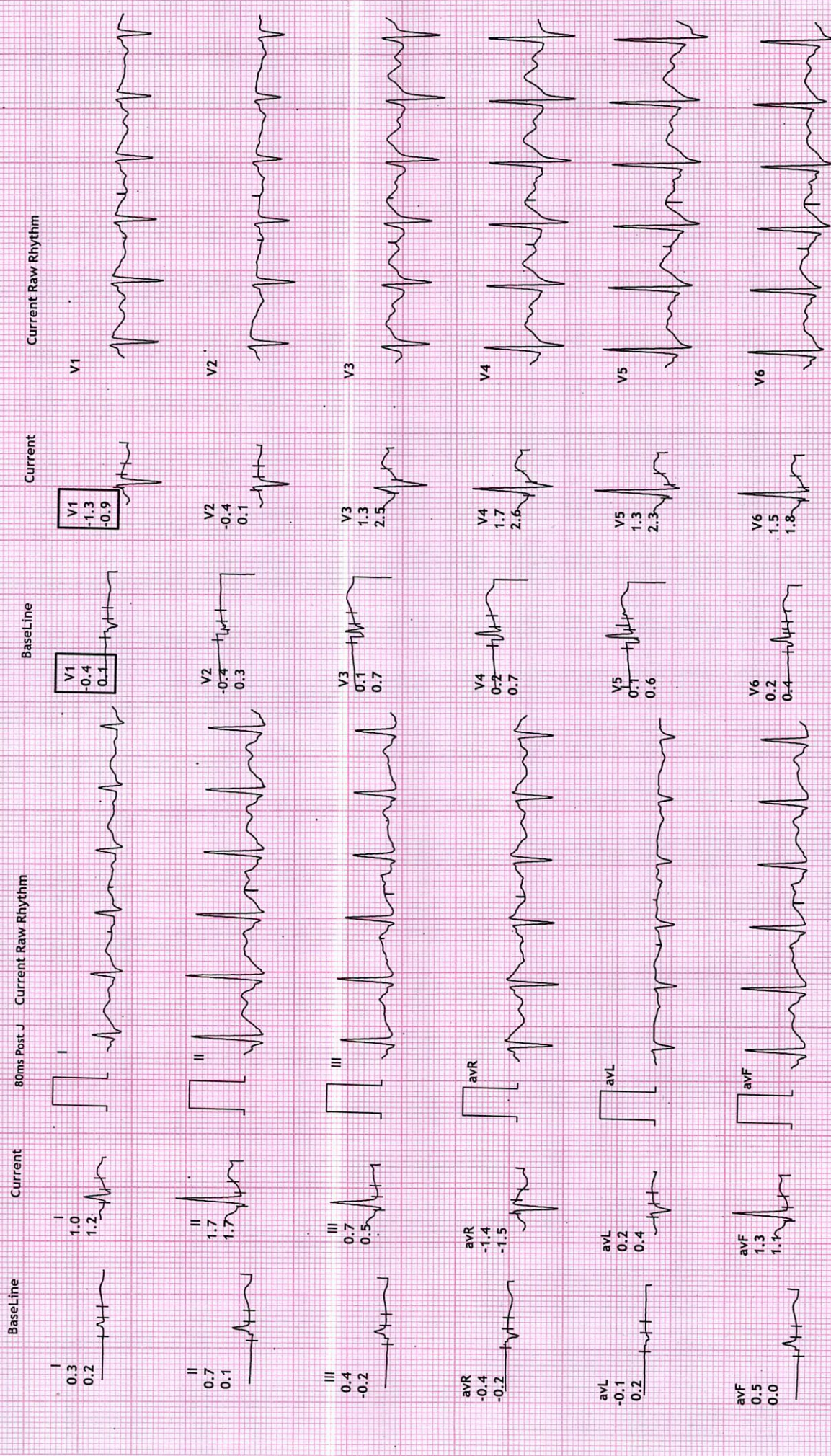
Stage 2 (03:00

10.0 mm/mV

25 mm/Sec.



12 Lead + Comparison



REVIVAL DIAGNOSTIC

4 TH FLOOR AQUA CORRIDORE, NEAR STAR BAZAR, ADAJAN, SURAT

1016/AMRUT V GAVHANE

36 Yrs/Male

69 Kg/170 Cms

Date: 29-Mar-2024 08:45:35 AM

HR: 168 bpm

METS: 10.0

BP: 140/90

MPHR: 91% of 184

Speed: 5.5 kmph

Grade: 14.0%

Raw ECG

BRUCE

(1.0-100)HZ

Ex Time 08:46

BLC : On

Notch : On

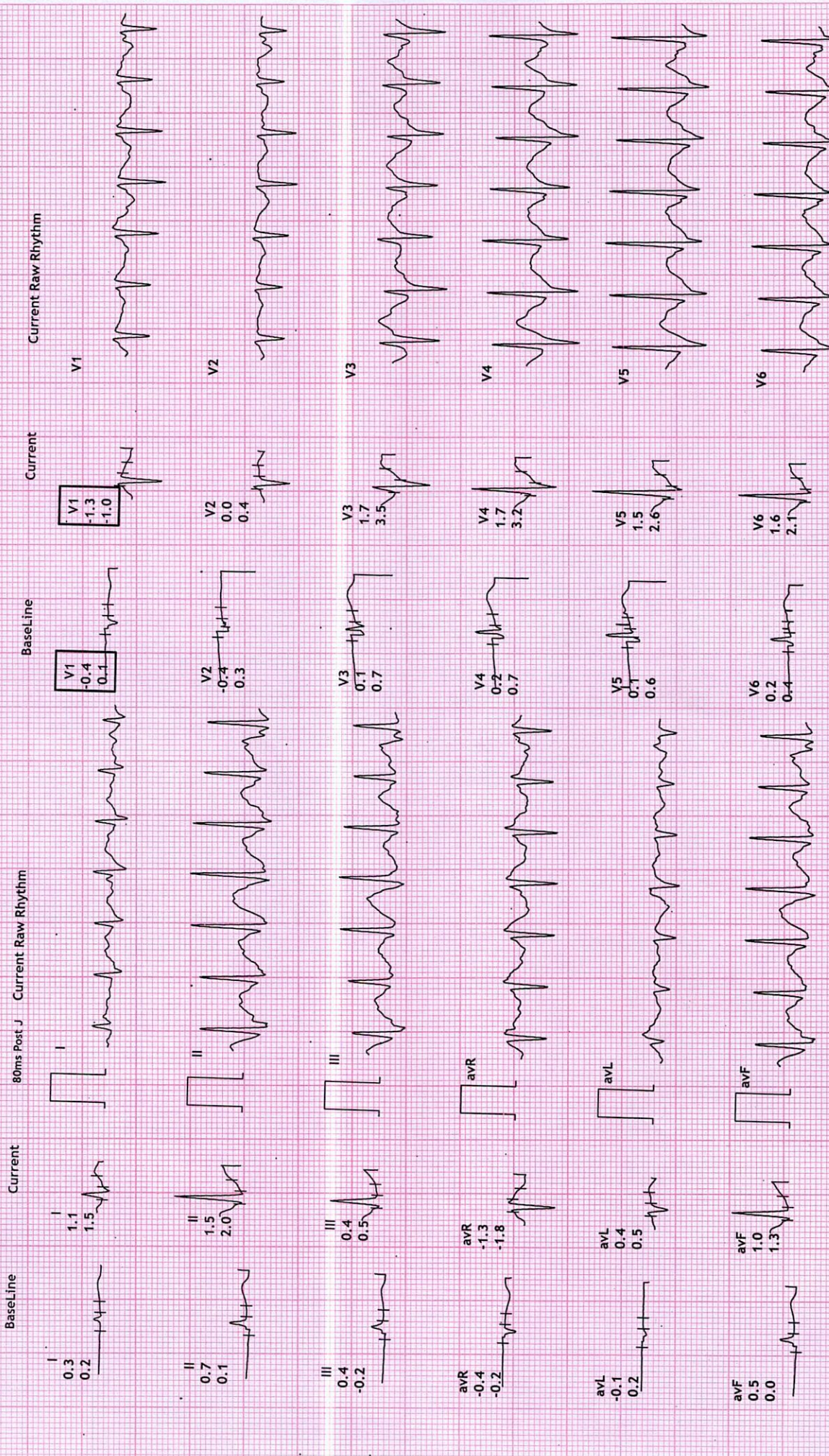
PeakEx

10.0 mm/mV

25 mm/Sec.



12 Lead + Comparison



REVIVAL DIAGNOSTIC

4 TH FLOOR AQUA CORRIDORE, NEAR STAR BAZAR, ADAJAN, SURAT

1016/AMRUT V GAVHANE
36 Yrs/Male
Date: 29-Mar-2024 08:45:35 AM

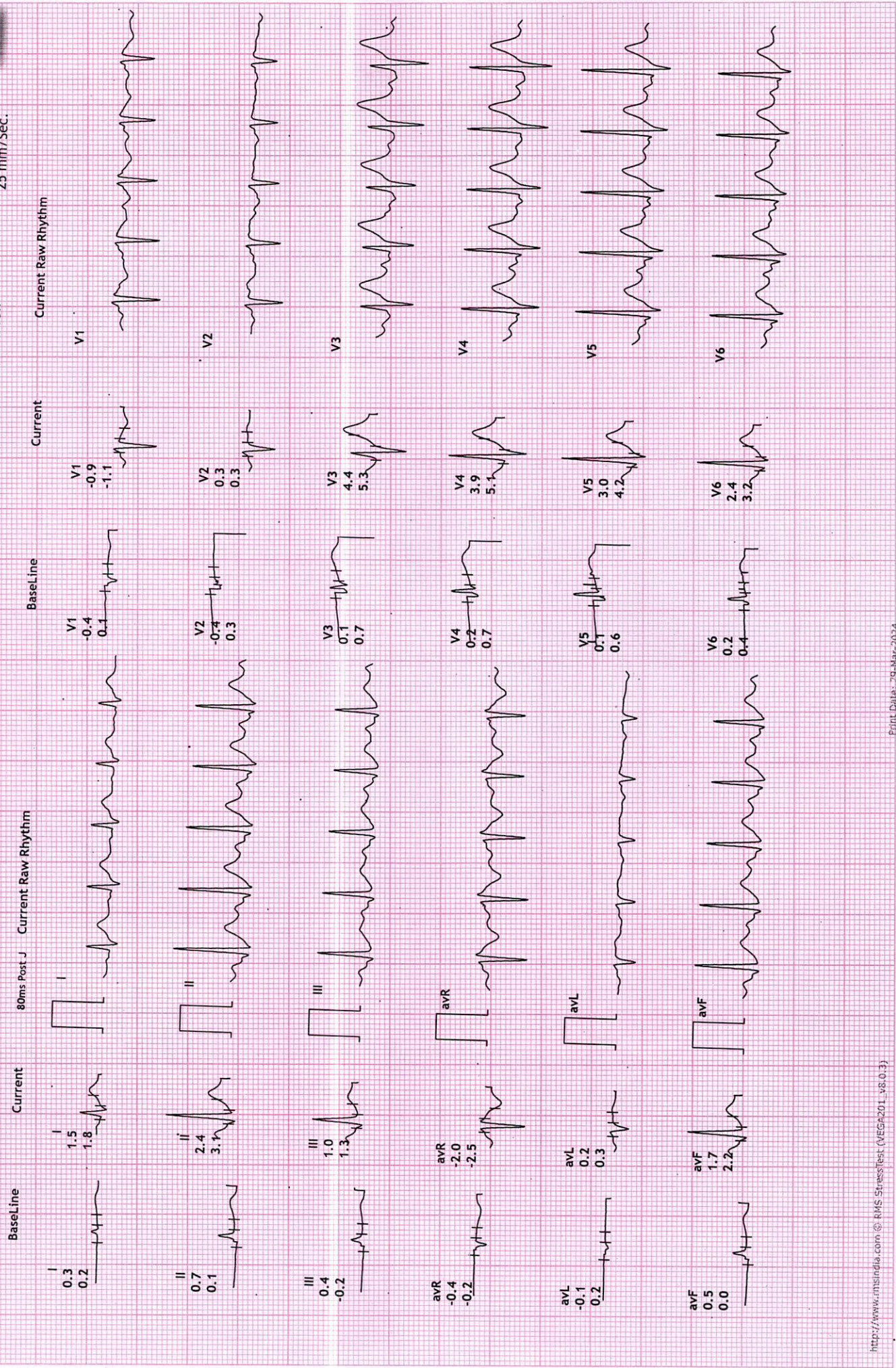
HR: 123 bpm
METS: 1.0
BP: 140/90

MPHR: 66% of 184
Speed: 0.0 kmph
Grade: 0.0%

Raw ECG
BRUCE
(1.0-100)HZ

Ex Time 08:46
BLC : On
Notch : On

Recovery : (01:00)
10.0 mm/mV
25 mm/Sec.



REVIVAL DIAGNOSTIC
4 TH FLOOR AQUA CORRIDORE, NEAR STAR BAZAR , ADAJAN , SURAT

1016/AMRUT V GAVHANE

36 Yrs/Male

69 Kg/170 Cms

Date: 29-Mar-2024 08:45:35 AM

HR: 108 bpm

METS: 1.0

BP: 140/90

MPHR: 58% of 184

Speed: 0.0 kmph

Grade: 0.0%

Raw ECG

BRUCE

(1.0-100)Hz

Ex Time 08:46

BLC : On

Notch : On

Recovery : (02.00

10.0 mm/mV

25 mm/Sec.



REVIVAL DIAGNOSTIC

4 TH FLOOR AQUA CORRIDORE, NEAR STAR BAZAR , ADAJAN , SURAT

1016/AMRUT V GAVHANE
36 Yrs/Male
69 Kg/170 Cms

Date: 29-Mar-2024 08:45:35 AM

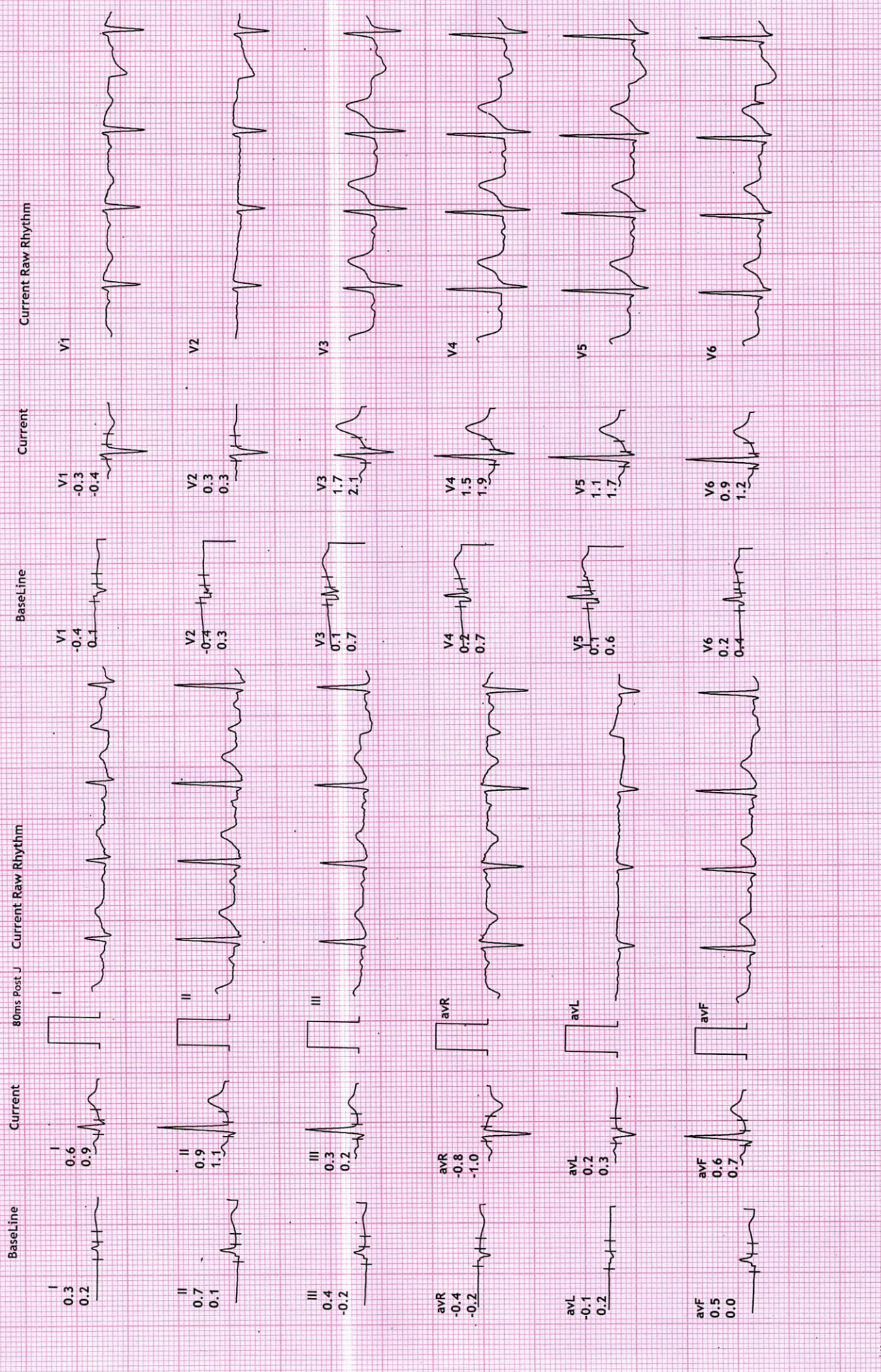
MPHR: 54% of 184
Speed: 0.0 kmph
Grade: 0.0%

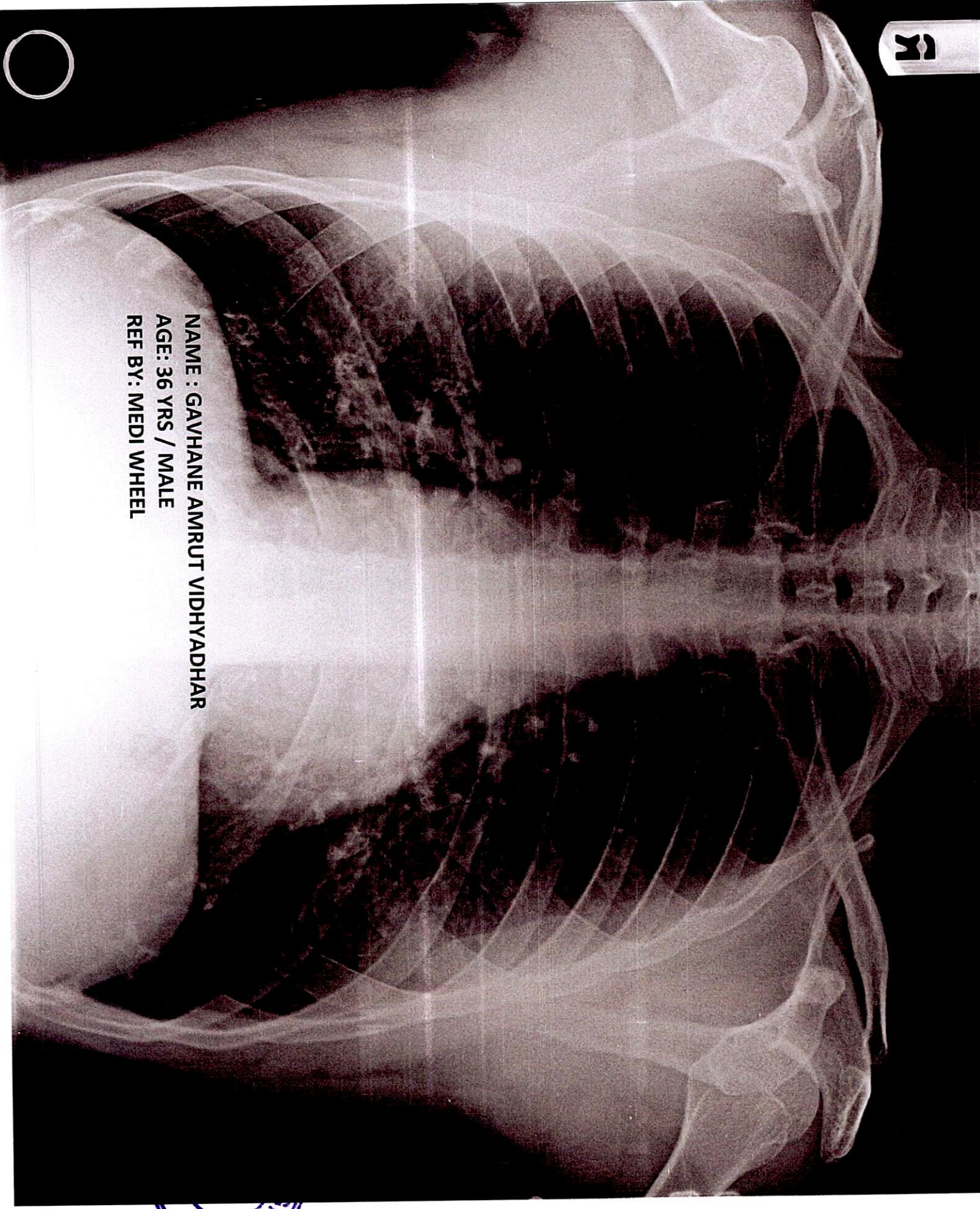
Raw ECG
BRUCE
(1.0-100)Hz

12 Lead + Comparison

Ex Time 08:46
BLC :On
Notch :On

Recovery : (03:00)
10.0 mm/mV
25 mm/Sec.





R

NAME : GAVHANE AMRUT VIDHYADHAR
AGE: 36 YRS / MALE
REF BY: MEDI WHEEL





REVIVAL DIAGNOSTICS

Name	GAVHANE AMRUT VIDHYADHAR	Age/Gender	36Yrs/Male
Reg No.	3107/24	Receipt No	19280
Referred By	Bank of Baroda (BOB) - MEDI WHEEL()	Mode of Payment	CREDIT
Collection Type	CENTER	Collection DateTime	29-Mar-2024 07:44 AM

CHEST RADIOGRAPH (PA VIEW)

- Hilar shadows are within normal limits.
- Pulmonary vasculature appears normal.
- Cardiac appears normal in size.
- Both domeh of the diaphragm are smooth.
- Both costophrenic recesses are clear.
- Both lung fields appear normal.
- Visualized bones and soft tissue shadows appear normal.

IMPRESSION: NORMAL STUDY.

DR.CHIRAG K PATEL
RADIOLOGIST

Dr. Chirag K. Patel
MBBS-DMPD
Reg. No. G-23509
Revival Diagnostic
4th Floor, Aqua Corridor,
Nr. Star Bazar, Hazira Main Road,
Adajan, Surat-395009.
Mo. 97266 726683

0261-2747788, 98259 47712

4th Floor, Aqua Corridor, Hazira Road, Adajan Pal, Surat - 395009.

revivaldiagnostics.surat@gmail.com

www.revivaldiagnostics.com



REVIVAL DIAGNOSTICS

Name	GAVHANE AMRUT VIDHYADHAR	Age/Gender	36Yrs/Male
Reg No.	3107/24	Receipt No	19280
Referred By	Bank of Baroda (BOB) - MEDI WHEEL()	Mode of Payment	CREDIT
Collection Type	CENTER	Collection DateTime	29-Mar-2024 07:44 AM

USG OF ABDOMEN & PELVIS

LIVER:

Liver is normal in size and echotexture.
No evidence of focal SOL or dilatation of IHBR seen.
Portahepatis appear normal.

GALLBLADDER:

Gallbladder appeared normal. No calculus or mass lesion seen.

PANCREAS:

Pancreas appears normal in size and echotexture.
No focal lesion, mass or pancreatitis.

SPLEEN:

Spleen appears normal in size and echotexture.

PARAAORTIC REGION:

Aorta grossly appears normal.
No paraaortic lymphnodes seen.

KIDNEYS:

Both kidneys appear normal in size, shape and in position.
Cortex and collecting system of both kidneys appears normal.
No evidence of calculus or obstructive uropathy on either side.

URINARY BLADDER:

Bladder appears normal. No calculus or mass lesion is seen.

PROSTATE:

Prostate appears normal in size and echotexture.
No evidence of free fluid in pelvis.

COMMENTS: Normal USG Abdoman and pelvis

Dr. Chirag K. Patel
MBBS-DMPD
Reg. No. G-23509
Revival Diagnostics
4th Floor, Aqua Corridor,
Nr. Star Bazar, Hazira Main Road,
Adajan, Surat-395009
Radiologist,
No. 97266 726683

0261-2747788, 98259 47712

4th Floor, Aqua Corridor, Hazira Road, Adajan Pal, Surat - 395009.

revivaldiagnostics.surat@gmail.com

www.revivaldiagnostics.com