



Medical Form & EYE CHECK UP

Demographic Information:

Name : Jignasa Patel Date : 09/03/2024
Age : 37
Sex : Female

VITALS CHECKUP

Blood Pressure	:-	<u>110/72 mm/hg</u>	HEIGHT [IN CM]	:-	<u>168cm</u>
Heart Rate	:-	<u>84 /min</u>	Weight (in Kgs)	:-	<u>58 kg</u>
Spo2	:-	<u>98 %</u>	BMI VALUE	:-	<u>20.5</u>
PULSE	:-	<u>82 min,</u>	BMI STATUS	:-	<u>Normal</u>

HISTORY

Current Health Complaints	<u>NO</u>
Past History	<u>NO</u>
Family History	<u>Mother - DM</u>
Allergies	<u>NO</u>
Ongoing Medication	<u>NO</u>

Any other problems needing attention / Overall Assessment :

REMARKS :-

re

EYE TEST

1. VISION :-		B. DISTANCE VISION	
A. NEAR VISION		RIGHT EYE :-	<u>6/6</u>
RIGHT EYE :-	<u>6/6</u>	LEFT EYE :-	<u>6/6</u>
LEFT EYE :-	<u>6/6</u>	3. NIGHT VISION :-	
2. COLOR VISION :-		RIGHT EYE :-	<u>6/6</u>
RIGHT EYE :-	<u>6/6</u>	LEFT EYE :-	<u>6/6</u>
LEFT EYE :-	<u>6/6</u>		

REMARKS :-NAD

Chirag Patel
DOCTOR SIGN

Revival Diagnostic
401, Aqua Corridor,
B/s. Star Bazar, Surat-395009
Mo. 91062-28601

Dr. Chirag Patel
M.B.B.S. G-49432

0261-2747788, 98259 47712

4th Floor, Aqua Corridor, Hazira Road, Adajan Pal, Surat - 395009.

revivaldiagnostics.surat@gmail.com

www.revivaldiagnostics.com



REVIVAL DIAGNOSTICS

Name	JIGNASA PATEL	Age/Gender	37Yrs/Female
Reg No.	2377/24	Receipt No	18408
Referred By	Bank of Baroda (BOB) - MEDI WHEEL()	Mode of Payment	CREDIT
Collection Type	CENTER	Collection DateTime	09-Mar-2024 09:42 AM

BLOOD GROUP - 090324328 Released at 09-Mar-2024 10:42 AM

Parameter	Result	Biological Ref.Range	Method
-Blood Group	"O"		
-Rh Factor	NEGATIVE		

CBC - 090324328 Released at 09-Mar-2024 11:44 AM

Parameter	Result	Biological Ref.Range	Method
-Haemoglobin	10.4 gm/dL	L (12 - 16 gm/dL)	Auto
-RBC Count	5.38 mill/cumm	(4.2 - 5.4 mill/cumm)	Auto
-Total WBC Count	10000 /cumm	(4000 - 10000 /cumm)	Auto
-Platelet Count	3.04 lakh/cumm	(1.5 - 4.5 lakh/cumm)	Auto

Blood Indices

-HCT	34.8 %	L (40 - 55 %)	Auto
-MCV	64.7 fl	L (80 - 92 fl)	Auto
-MCH	19.4 pg	L (27 - 31 pg)	Auto
-MCHC	30.0 gm/dL	L (32 - 36 gm/dL)	Auto
-RDW	14.2 %	(11 - 15 %)	Auto

Diff WBC Count

-Polymorphs	74 %	(40 - 80 %)	Microscopically
-Lymphocytes	22 %	(20 - 40 %)	Microscopically
-Eosinophils	02 %	(1 - 6 %)	Microscopically
-Monocytes	02 %	(2 - 7 %)	Microscopically
-Basophils	00 %	(0 - 1 %)	Microscopically
-PLATELET ON SMEAR	Adequate		Microscopically
-MALARIAL PARASITES	Malarial Parasites Not Detected		Microscopically

[Test performed on Fully Automated Hematology Analyzer ERBA H-360]

Revival Diagnostics

401-Aqua Corridor,
Beside Star Bazar, Adajan,
Surat-395009. Mo. 9825947712

Dr. Shivangi Gandhi
M.B.B.S, M.D (Pathology)

0261-2747788, 98259 47712

4th Floor, Aqua Corridor, Hazira Road, Adajan Pal, Surat - 395009.

revivaldiagnostics.surat@gmail.com

www.revivaldiagnostics.com



REVIVAL DIAGNOSTICS

Name	JIGNASA PATEL	Age/Gender	37Yrs/Female
Reg No.	2377/24	Receipt No	18408
Referred By	Bank of Baroda (BOB) - MEDI WHEEL()	Mode of Payment	CREDIT
Collection Type	CENTER	Collection DateTime	09-Mar-2024 09:42 AM

ESR - 090324328 Released at 09-Mar-2024 11:20 AM

Parameter	Result	Biological Ref.Range	Method
-E.S.R	10 mm/hr	(3 - 15 mm/hr)	

Revival Diagnostics

401-Aqua Corridor,
Beside Star Bazar, Adajan,
Surat-395009. Mo. 9825947712

Dr. Shivangi Gandhi
M.B.B.S, M.D (Pathology)

0261-2747788, 98259 47712

4th Floor, Aqua Corridor, Hazira Road, Adajan Pal, Surat - 395009.

revivaldiagnostics.surat@gmail.com

www.revivaldiagnostics.com



REVIVAL DIAGNOSTICS

Name	JIGNASA PATEL	Age/Gender	37Yrs/Female
Reg No.	2377/24	Receipt No	18408
Referred By	Bank of Baroda (BOB) - MEDI WHEEL()	Mode of Payment	CREDIT
Collection Type	CENTER	Collection DateTime	09-Mar-2024 09:42 AM

FBS & PPBS - 090324329 Released at 09-Mar-2024 02:13 PM

Parameter	Result	Biological Ref.Range	Method
-Fasting Blood Sugar (FBS)	75 mg/dL	70-100 mg/dl Impaired Tolerance: 100-125 Diabetes Mellitus: >=126 (American diabetes association guidelines 2022)	
-Fasting Urine Sugar	Absent		
-Fasting Urine Acetone	Absent		
-PPBS	113 mg/dL	(90 - 140 mg/dL)	
-PP2BS URINE SUGAR	Absent		
-PP2BS URINE ACETONE	Absent		

HBA1C - 090324328 Released at 09-Mar-2024 02:13 PM

Parameter	Result	Biological Ref.Range	Method
-HBA1C	5.3 %	HbA1C Degree of Glucose Control <5.6 % Non Diabetics 5.7 - 6.4 % Prediabetics > =6.5 % Diabetics (REF:Wallace, 11th Edition) REMARKS: 6 - 7 % Excellent Control 7 - 8 % Good Control 8 - 10 % Unsatisfactory Control >10 % Poor Control	Immuno-Turbidometry method

-Method[] High Performance Liquid Chromatography (HPLC)

Revival Diagnostics
401-Aqua Corridor,
Beside Star Bazar, Adajan,
Surat-395009. Mo. 9825947717

Dr. Shivangi Gandhi
M.B.B.S, M.D (Pathology)

0261-2747788, 98259 47712

4th Floor, Aqua Corridor, Hazira Road, Adajan Pal, Surat - 395009.

revivaldiagnostics.surat@gmail.com

www.revivaldiagnostics.com



REVIVAL DIAGNOSTICS


Name	JIGNASA PATEL	Age/Gender	37Yrs/Female
Reg No.	2377/24	Receipt No	18408
Referred By	Bank of Baroda (BOB) - MEDI WHEEL()	Mode of Payment	CREDIT
Collection Type	CENTER	Collection DateTime	09-Mar-2024 09:42 AM

Lipid Profile - 090324331 Released at 09-Mar-2024 02:14 PM

Parameter	Result	Biological Ref.Range	Method
-Serum Cholesterol	190 mg/dL	Desirable < 200 mg/dl Borderline High : 200-239 mg/dl High : > 240 mg/dl	CHOD-PAP
-Serum Triglyceride	98 mg/dL	Normal < 150 mg/dl Borderline High : 150 - 199 mg/dl High : 200 - 499 mg/dl Very High : 500 mg/dl	GPO-POD Method
-Serum HDLD(Direct)	40 mg/dL	Normal :> 55 mg/dl Borderline : 35-55 mg/dl Undesirable: < 35 mg/dl	PVS-PEGME Precipitation with CHOD-POD
-Serum VLDL	20 mg/dL	(5 - 30 mg/dL)	Calculated
-Serum LDLD(Direct)	130 mg/dL	Optimal:< 100 mg/dl Above Optimal : 100- 129 mg/dl Borderline High : 130-159 mg/dl High : > 160-189mg/dl Very High : >190 mg/dl	Calculated
-Chol/HDL	4.75	Low risk: <3.8 Medium Risk: 3.8 to 5.9 High Risk: > 6	Calculated
-LDL/Chol	1.46	Low risk: <3.55 Medium Risk: 3.55 to 4.0 High Risk: > 6	Calculated

[Test performed on Fully Automated Biochemistry Analyzer ERBA EM200]

Revival Diagnostics
401-Aqua Corridor,
Beside Star Bazar, Adajan,
Surat-395009. Mo. 9825947712


Dr. Shivangi Gandhi
M.B.B.S, M.D (Pathology)

0261-2747788, 98259 47712

4th Floor, Aqua Corridor, Hazira Road, Adajan Pal, Surat - 395009.

revivaldiagnostics.surat@gmail.com

www.revivaldiagnostics.com



REVIVAL DIAGNOSTICS

Name	JIGNASA PATEL	Age/Gender	37Yrs/Female
Reg No.	2377/24	Receipt No	18408
Referred By	Bank of Baroda (BOB) - MEDI WHEEL()	Mode of Payment	CREDIT
Collection Type	CENTER	Collection DateTime	09-Mar-2024 09:42 AM

LIVER FUNCTION TEST (LFT) - 090324331 Released at 09-Mar-2024 02:13 PM

Parameter	Result	Biological Ref.Range	Method
-Serum Total Bilirubin	1.3 mg/dL	(0 - 1.3 mg/dL)	Diazo
-Serum Direct Bilirubin	0.4 mg/dL	(0 - 0.4 mg/dL)	Diazo
-Serum InDirect Bilirubin	0.9 mg/dL	(0.1 - 1.3 mg/dL)	Calculated
-Total Protein (TP)	6.9 gm/dL	(6.4 - 8.3 gm/dL)	Biuret
-Albumin (ALB)	3.8 gm/dL	(3.5 - 5.2 gm/dL)	BCG
-Globulin	3.1 gm/dL	(2.3 - 3.6 gm/dL)	Calculated
-A/G Ratio	1.23 gm/dL	(1 - 2.3 gm/dL)	Calculated
-SGPT(ALT)	11 U/L	(5 - 45 U/L)	IFCC, Kinetic without Pyridoxal [*] Phosphate
-SGOT (AST)	14 U/L	(0 - 35 U/L)	IFCC, Without Pyridoxal Phosphate
-Alkaline Phosph.	81 U/L	(42 - 128 U/L)	ALP-AMP
-GGT	22 U/L	(5 - 50 U/L)	Glupa-C

[Test performed on Fully Automated Biochemistry Analyzer ERBA EM200]

Revival Diagnostics

401-Aqua Corridor,
Beside Star Bazar, Adajan,
Surat-395009. Mo. 9825947712

Dr. Shivangi Gandhi
M.B.B.S, M.D (Pathology)

☎ 0261-2747788, 98259 47712

📍 4th Floor, Aqua Corridor, Hazira Road, Adajan Pal, Surat - 395009.

@ revivaldiagnostics.surat@gmail.com

🌐 www.revivaldiagnostics.com



REVIVAL DIAGNOSTICS

Name	JIGNASA PATEL	Age/Gender	37Yrs/Female
Reg No.	2377/24	Receipt No	18408
Referred By	Bank of Baroda (BOB) - MEDI WHEEL()	Mode of Payment	CREDIT
Collection Type	CENTER	Collection DateTime	09-Mar-2024 09:42 AM

Creatinine - 090324331 Released at 09-Mar-2024 02:14 PM

Parameter	Result	Biological Ref.Range	Method
-Creatinine	0.7 mg/dL	(0.6 - 1.14 mg/dL)	ENZYMATIC

BUN - 090324331 Released at 09-Mar-2024 02:14 PM

Parameter	Result	Biological Ref.Range	Method
-Blood Urea Nitrogen (BUN)	14 mg/dL	(6 - 20 mg/dL)	Calculated

Uric Acid - 090324327 Released at 09-Mar-2024 02:14 PM

Parameter	Result	Biological Ref.Range	Method
-Uric Acid	5.6 mg/dL	(3.5 - 7.2 mg/dL)	Uricase-POD

Revival Diagnostics

401-Aqua Corridor,
Beside Star Bazar, Adajan,
Surat-395009. Mo. 9825947712

Dr. Shivangi Gandhi
M.B.B.S, M.D (Pathology)

0261-2747788, 98259 47712

4th Floor, Aqua Corridor, Hazira Road, Adajan Pal, Surat - 395009.

revivaldiagnostics.surat@gmail.com

www.revivaldiagnostics.com




REVIVAL DIAGNOSTICS

Name	JIGNASA PATEL	Age/Gender	37Yrs/Female
Reg No.	2377/24	Receipt No	18408
Referred By	Bank of Baroda (BOB) - MEDI WHEEL()	Mode of Payment	CREDIT
Collection Type	CENTER	Collection DateTime	09-Mar-2024 09:42 AM

Urine Routine & Micro Examination - 090324333 Released at 09-Mar-2024 01:44 PM

Parameter	Result	Biological Ref.Range	Method
Physical Examination			
-Quantity	25		Manual
-Colour	Pale Yellow	Pale Yellow	Manual
-Appearance	Clear	Clear	Manual
-Reaction (pH)	Acidic		Dipstick
-Specific Gravity	1.020		Dipstick
Chemical Examination			
-Proteins.	Absent		Dipstick
-Sugar	Absent		Dipstick
-Acetone.	Absent		Dipstick
-Bile Salts	Absent	Absent	Dipstick
-Bile Pigments	Absent	Absent	Dipstick
-Occult Blood Test (OBT).	Negative		Dipstick
Microscopic Examination			
-Pus Cells	1-2		Microscopically
-Red Blood Cells	Absent		Microscopically
-Epithelial Cells	2-3		Microscopically
-Bacteria.	Absent		Microscopically
-Crystals	Absent	Absent	Microscopically
-Others	NIL	Absent	Microscopic Examination

Revival Diagnostics
401-Aqua Corridor,
Beside Star Bazar, Adajan,
Surat-395009. Mo. 9825947717


Dr. Shivangi Gandhi
M.B.B.S, M.D (Pathology)

 0261-2747788, 98259 47712

 4th Floor, Aqua Corridor, Hazira Road, Adajan Pal, Surat - 395009.

 revivaldiagnostics.surat@gmail.com

 www.revivaldiagnostics.com



REVIVAL DIAGNOSTICS

Name	JIGNASA PATEL	Age/Gender	37Yrs/Female
Reg No.	2377/24	Receipt No	18408
Referred By	Bank of Baroda (BOB) - MEDI WHEEL()	Mode of Payment	CREDIT
Collection Type	CENTER	Collection DateTime	09-Mar-2024 09:42 AM

Total T3 T4 TSH - 090324331 Released at 09-Mar-2024 12:36 PM

Parameter	Result	Biological Ref.Range	Method
-Total T3	1.26 ng/ml	(0.87 - 1.78 ng/ml)	Fluorescence Enzyme Immunoassay
-Total T4	9.13 ug/dl	(4.6 - 11 ug/dl)	Fluorescence Enzyme Immunoassay
-TSH	2.05 uIU/ml	0.50 - 5.50 uIU/ml 5.5 to 15 ul U/ml - Suggested Clinical co-relation or Repeat test with new sample as physiological factors can give falsley high TSH Above 15uIU/ml Hypopyhyroid PREGNANT WOMEN normal ranges for TSH: 1st Trimester : 0.0878 - 2.8293 uIU/ml 2nd Trimester : 0.1998 - 2.7915 uIU/ml 3rd Trimester : 0.307 - 2.9028 uIU/ml Ref: TIETZ Fundamentals of Clinical Chemistry	Fluorescence Enzyme Immunoassay

[Test performed on Fully Automated Immunology Analyzer Maglumi-600]

Revival Diagnostics
401-Aqua Corridor,
Beside Star Bazar, Adajan,
Surat-395009. Mo. 9825947712

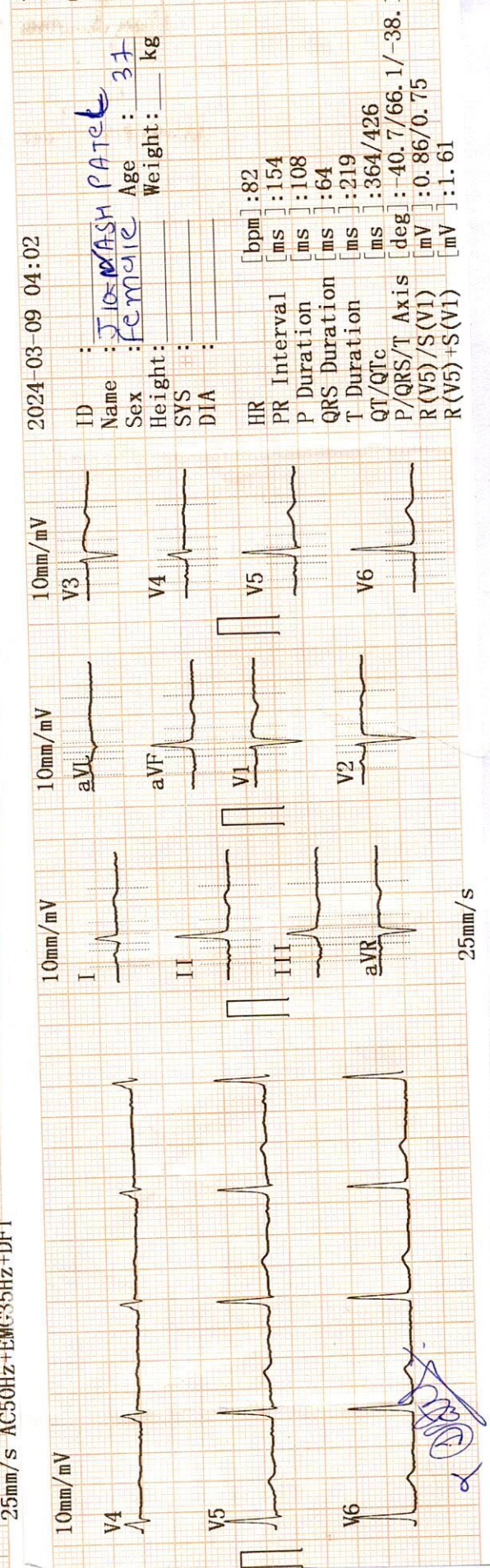
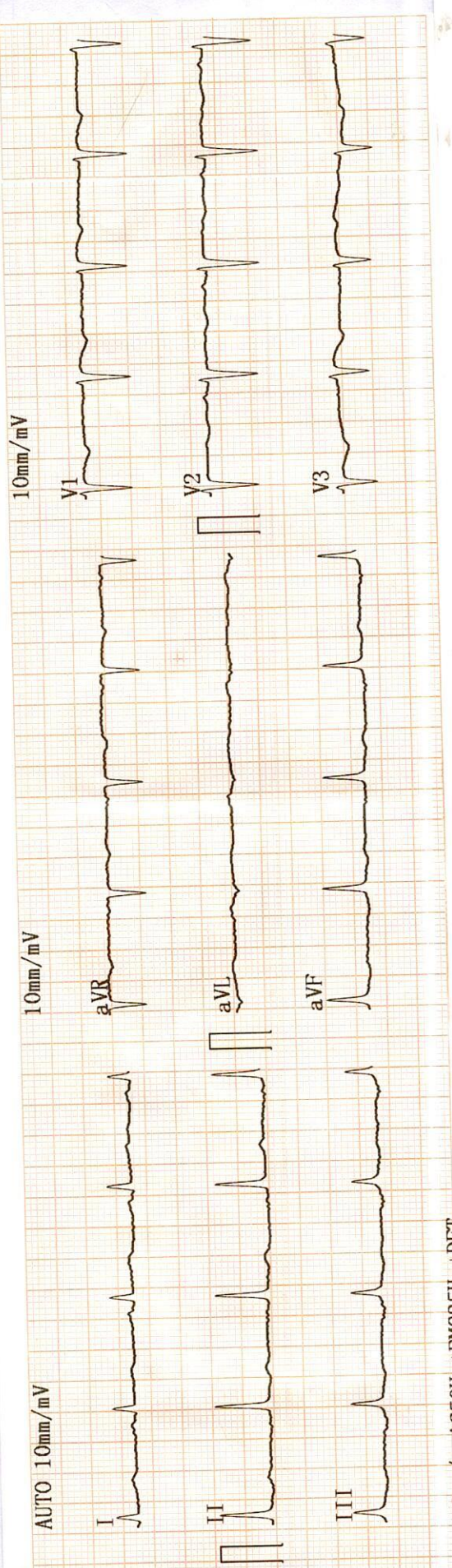
Dr. Shivangi Gandhi
M.B.B.S, M.D (Pathology)

0261-2747788, 98259 47712

4th Floor, Aqua Corridor, Hazira Road, Adajan Pal, Surat - 395009.

@ revivaldiagnostics.surat@gmail.com

www.revivaldiagnostics.com



2024-03-09 04:02

ID :
 Name : JIOASH PATEL
 Sex : FEMALE Age : 37
 Height :
 SYS :
 DIA :
 Weight : kg

HR [bpm] : 82
 PR Interval [ms] : 154
 P Duration [ms] : 108
 QRS Duration [ms] : 64
 T Duration [ms] : 219
 QT/QTc [ms] : 364/426
 P/QRS/T Axis [deg] : -40.7/66.1/-38.1
 R (V5)/S(V1) [mV] : 0.86/0.75
 R (V5)+S(V1) [mV] : 1.61

Revival Diagnostics
 401-Aqua Corridor,
 Beside Star Bazar, Adajan,
 Surat-395009. Mo. 9825947712

DR. ADITYA S. BORA
 MBBS, DNB, FIDCC
 PHYSICIAN & CLINICAL CARDIOLOGIST
 9-54906



REVIVAL DIAGNOSTICS


Name	JIGNASA PATEL	Age/Gender	37Yrs/Female
Reg No.	2377/24	Receipt No	18408
Referred By	Bank of Baroda (BOB) - MEDI WHEEL()	Mode of Payment	CREDIT
Collection Type	CENTER	Collection DateTime	09-Mar-2024 09:07 AM

ECG

1. The rhythm is sinus.
2. Heart rate is 82 beats per minute.
3. Normal P,QRS,T wave axis.
4. Normal PR,QRS,Q.T. Duration.
5. No pathological q wave or ST-T changes seen.
6. No evidence of chamber hypertrophy or enlargement seen.

IMPRESSION : ECG WITHIN NORMAL LIMITS

Revival Diagnostics
401-Aqua Corridor,
Beside Star Bazar, Adajan,
Surat-395009. Mo. 9825947712


DR. ADITYA S. BORA
MBBS, DNB, PGD
PHYSICIAN & CLINICAL CARDIOLOGIST
G-54906

0261-2747788, 98259 47712

4th Floor, Aqua Corridor, Hazira Road, Adajan Pal, Surat - 395009.

revivaldiagnostics.surat@gmail.com

www.revivaldiagnostics.com



REVIVAL DIAGNOSTICS

Name	JIGNASA PATEL	Age/Gender	37Yrs/Female
Reg No.	2377/24	Receipt No	18408
Referred By	Bank of Baroda (BOB) - MEDI WHEEL()	Mode of Payment	CREDIT
Collection Type	CENTER	Collection DateTime	09-Mar-2024 09:07 AM

CHEST RADIOGRAPH (PA VIEW)

- Hilar shadows are within normal limits.
- Pulmonary vasculature appears normal.
- Cardiac appears normal in size.
- Both domes of the diaphragm are smooth.
- Both costophrenic recesses are clear.
- Both lung fields appear normal.
- Visualized bones and soft tissue shadows appear normal.

IMPRESSION: NORMAL STUDY.

DR. CHIRAG K PATEL
RADIOLOGIST

Dr. Chirag K. Patel

MBBS-DMPD

Reg. No. ~~GC5509~~

Signature
Revival Diagnostic

4th Floor, Aqua Corridor,
Nr. Star Bazar, Hazira Main Road,
Adajan, Surat-395009.
Mo. 97266 726683

📞 0261-2747788, 98259 47712

📍 4th Floor, Aqua Corridor, Hazira Road, Adajan Pal, Surat - 395009.

📧 revivaldiagnostics.surat@gmail.com

🌐 www.revivaldiagnostics.com

This Medical Report is Not Intended for Medico-legal Purposes. Laboratory Test Results are Subject to Technical limitation and Should be Clinically Correlate for Final Diagnosis

REVIVAL DIAGNOSTICS



Name	JIGNASA PATEL	Age/Gender	37Yrs/Female
Reg No.	2377/24	Receipt No	18408
Referred By	Bank of Baroda (BOB) - MEDI WHEEL()	Mode of Payment	CREDIT
Collection Type	CENTER	Collection DateTime	09-Mar-2024 09:07 AM

USG OF ABDOMEN & PELVIS

LIVER:

Liver is normal in size, shape and echotexture.
No evidence of focal SOL or dilatation of IHBR seen.
Portahepatis appear normal.

GALLBLADDER:

Gallbladder is distended and appears normal.
No e/o calculus, mass lesion or changes of cholecystitis seen.

PANCREAS:

Pancreas appears normal in size, shape and echotexture.
No e/o focal lesion, mass or changes of pancreatitis seen.

SPLEEN:

Spleen appears normal in size, shape and echotexture.

PARAAORTIC REGION:

Aorta grossly appears normal. No e/o paraaortic lymphnodes seen.

KIDNEYS:

Both kidneys appear normal in size, shape, position and echotexture.
Cortex and collecting system of both kidneys appear normal.
No evidence of calculus or obstructive uropathy on either side.

URINARY BLADDER:

Bladder is distended and appears normal.
No calculus, mass lesion or changes of cystitis is seen.

UTERUS:

anteverted, Normal in size, shape and echotexture with empty central uterine cavity.
Cervix appears normal.
No e/o focal SOL. Endometrial thickness is normal.

OVARIES:

Both adnexal region appear normal.
No e/o adnexal mass lesion seen on either side.
No evidence of free fluid seen in pelvis.

COMMENTS: NORMAL USG ABDOMEN AND PELVIS.

Dr. Chirag K. Patel

MBBS-DMPD

Reg. No. G-23509

Revival Diagnostics

4th Floor, Star Bazar, Hazira Main Road,
Adajan, Surat-395009.

Radiologist

Mo. 97266 726683

Laboratory Test Result are Subject to technical limitation and should be clinically correlate for final diagnosis

4th Floor, Aqua Corridor, Hazira Road, Adajan Pal, Surat-395009.

☎ 0261 2747788, 9825947712 ✉ revivaldiagnostics.surat@gmail.com 🌐 www.revivaldiagnostics.com

This medical report is not intended for medico-legal purposes.