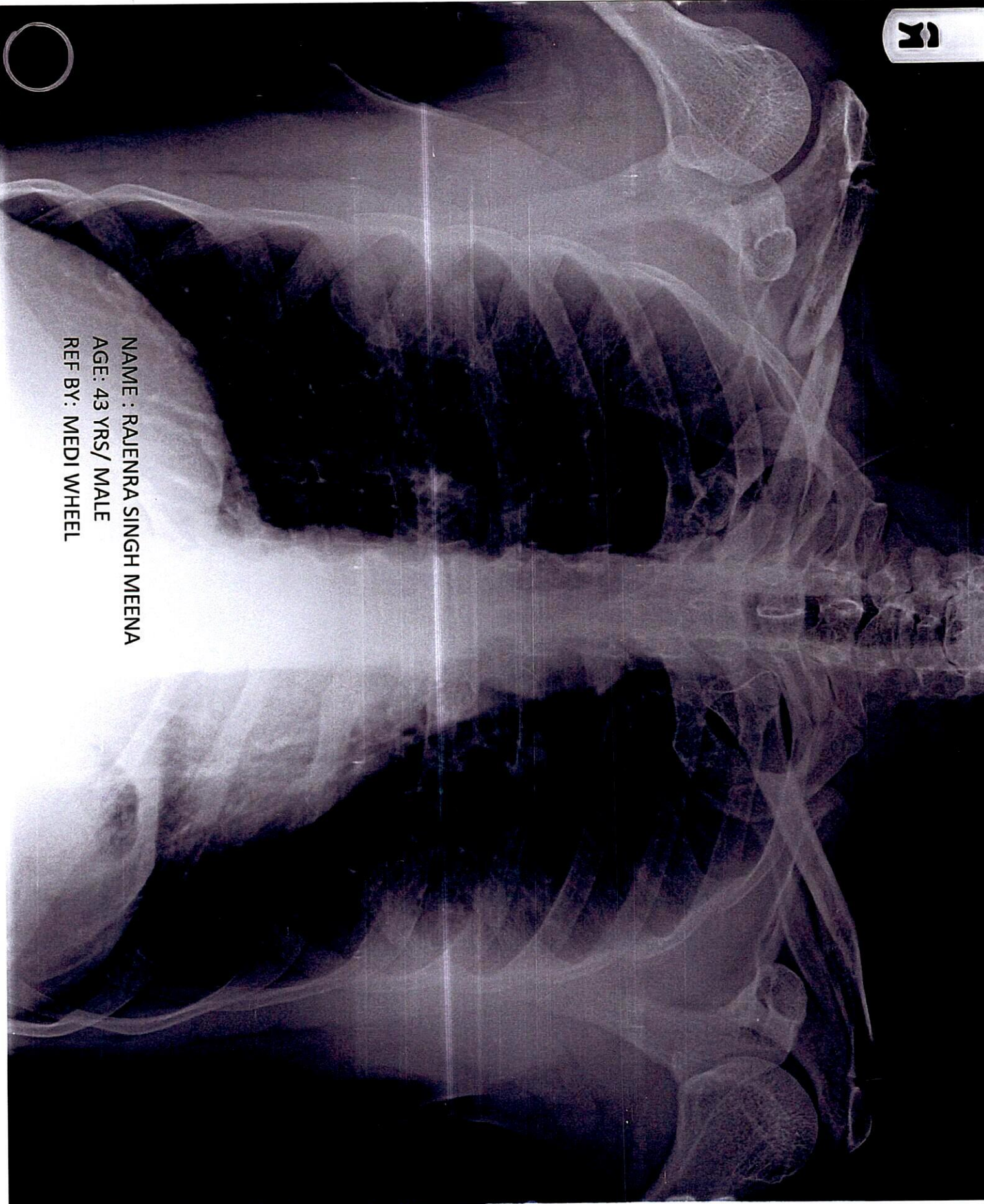


R



NAME : RAJENRA SINGH MEENA

AGE: 43 YRS/ MALE

REF BY: MEDI WHEEL





REVIVAL DIAGNOSTICS

Name	RAJENDRA SINGH MEENA	Age/Gender	43Yrs/Male
Reg No.	2071/24	Receipt No	17971
Referred By	Bank of Baroda (BOB) - MEDI WHEEL()	Mode of Payment	CREDIT
Collection Type	CENTER	Collection DateTime	02-Mar-2024 09:02 AM

CHEST RADIOGRAPH (PA VIEW)

- Fracture of the right clavicle
- Hilar shadows are within normal limits.
- Pulmonary vasculature appears normal.
- Cardiac appears normal in size.
- Both domeh of the diaphragm are smooth.
- Both costophrenic recesses are clear.
- Both lung fields appear normal.
- Visualized bones and soft tissue shadows appear normal.

DR.CHIRAG K PATEL
RADIOLOGIST

Dr. Chirag K. Patel

MBBS-DMPD

Reg. No. G-23509

Signature

Revival Diagnostic

4th Floor, Aqua Corridor,
Nr. Star Bazar, Hazira Main Road,

Adajan, Surat-395009.

Mo. 97266 726683

0261-2747788, 98259 47712

4th Floor, Aqua Corridor, Hazira Road, Adajan Pal, Surat - 395009.

revivaldiagnostics.surat@gmail.com

www.revivaldiagnostics.com



Medical Form & EYE CHECK UP

Demographic Information:

Name : Rajendra Singh Meena Date : 02/03/2024
Age : 43
Sex : Male

VITALS CHECKUP

Blood Pressure	:-	114/70 mm/hg	HEIGHT [IN CM]	:-	171
Heart Rate	:-	84 /min.	Weight (in Kgs)	:-	74
Spo2	:-	99 %	BMI VALUE	:-	25.3
PULSE	:-	84 min.	BMI STATUS	:-	Overweight.

HISTORY

Current Health Complaints (R) clavicle fracture
Past History NU
Family History Further - Heart disease
Allergies NU
Ongoing Medication for fracture and hair fall.

Any other problems needing attention / Overall Assessment :

REMARKS :-

(R)

EYE TEST

1. VISION :-

A. NEAR VISION

RIGHT EYE :- (R)
LEFT EYE :- (R)

B. DISTANCE VISION

RIGHT EYE :- 6/6
LEFT EYE :- 6/6

2. COLOR VISION :-

RIGHT EYE :- (R)
LEFT EYE :- (R)

3. NIGHT VISION :-

RIGHT EYE :- (R)
LEFT EYE :- (R)

REMARKS :- NAD

no

Dr. Chirag Patel
M.B.B.S. G-49432
DR. OR SIGN

Revival Diagnostic

401, Aqua Corridor,
B/s. Star Bazar, Surat-395008
Mo. 91062-28601

0261-2747788, 98259 47712

4th Floor, Aqua Corridor, Hazira Road, Adajan Pal, Surat - 395009.

revivaldiagnostics.surat@gmail.com

www.revivaldiagnostics.com



REVIVAL DIAGNOSTICS

Name	RAJENDRA SINGH MEENA	Age/Gender	43Yrs/Male
Reg No.	2071/24	Receipt No	17971
Referred By	Bank of Baroda (BOB) - MEDI WHEEL()	Mode of Payment	CREDIT
Collection Type	CENTER	Collection DateTime	02-Mar-2024 09:56 AM

BLOOD GROUP - 020324573 Released at 02-Mar-2024 02:25 PM

Parameter	Result	Biological Ref.Range	Method
-Blood Group	"B"		
-Rh Factor	POSITIVE		

CBC - 020324573 Released at 02-Mar-2024 02:49 PM

Parameter	Result	Biological Ref.Range	Method
-Haemoglobin	13.3 gm/dL	L (13.5 - 18 gm/dL)	Auto
-RBC Count	4.65 mill/cumm	(4.6 - 6.2 mill/cumm)	Auto
-Total WBC Count	5800 /cumm	(4000 - 10000 /cumm)	Auto
-Platelet Count	2.65 lakh/cumm	(1.5 - 4.5 lakh/cumm)	Auto

Blood Indices

-HCT	42.5 %	(40 - 55 %)	Auto
-MCV	93.4 fl	H (80 - 92 fl)	Auto
-MCH	29.2 pg	(27 - 31 pg)	Auto
-MCHC	31.3 gm/dL	L (32 - 36 gm/dL)	Auto
-RDW	12.9 %	(11 - 15 %)	Auto

Diff WBC Count

-Polymorphs	65 %	(40 - 80 %)	Microscopically
-Lymphocytes	30 %	(20 - 40 %)	Microscopically
-Eosinophils	03 %	(1 - 6 %)	Microscopically
-Monocytes	02 %	(2 - 7 %)	Microscopically
-Basophils	00 %	(0 - 1 %)	Microscopically
-PLATELET ON SMEAR	Adequate		Microscopically
-MALARIAL PARASITES	Malarial Parasites Not Detected		Microscopically

[Test performed on Fully Automated Hematology Analyzer ERBA II-360]

Revival Diagnostics

401-Aqua Corridor,
Beside Star Bazar, Adajan,
Surat-395009. Mo. 9825947712

Dr. Shivangi Gandhi
M.B.B.S, M.D (Pathology)

0261-2747788, 98259 47712

4th Floor, Aqua Corridor, Hazira Road, Adajan Pal, Surat - 395009.

revivaldiagnostics.surat@gmail.com

www.revivaldiagnostics.com



REVIVAL DIAGNOSTICS

Name	RAJENDRA SINGH MEENA	Age/Gender	43Yrs/Male
Reg No.	2071/24	Receipt No	17971
Referred By	Bank of Baroda (BOB) - MEDI WHEEL()	Mode of Payment	CREDIT
Collection Type	CENTER	Collection DateTime	02-Mar-2024 09:56 AM

ESR - 020324573 Released at 02-Mar-2024 02:50 PM

Parameter	Result	Biological Ref.Range	Method
-E.S.R	04 mm/hr	(1 - 10 mm/hr)	

Revival Diagnostics

401-Aqua Corridor,
Beside Star Bazar, Adajan,
Surat-395009. Mo. 9825947712

Dr. Shivangi Gandhi
M.B.B.S, M.D (Pathology)

☎ 0261-2747788, 98259 47712

📍 4th Floor, Aqua Corridor, Hazira Road, Adajan Pal, Surat - 395009.

@ revivaldiagnostics.surat@gmail.com

🌐 www.revivaldiagnostics.com



REVIVAL DIAGNOSTICS

Name	RAJENDRA SINGH MEENA	Age/Gender	43Yrs/Male
Reg No.	2071/24	Receipt No	17971
Referred By	Bank of Baroda (BOB) - MEDI WHEEL()	Mode of Payment	CREDIT
Collection Type	CENTER	Collection DateTime	02-Mar-2024 09:56 AM

FBS & PPBS - 020324574 Released at 02-Mar-2024 02:49 PM

Parameter	Result	Biological Ref.Range	Method
-Fasting Blood Sugar (FBS)	87 mg/dL	70-100 mg/dl Impaired Tolerance: 100-125 Diabetes Mellitus: >=126 (American diabetes association guidelines 2022)	
-Fasting Urine Sugar	Absent		
-Fasting Urine Acetone	Absent		
-PPBS	100 mg/dL	(90 - 140 mg/dL)	
-PP2BS URINE SUGAR	Absent		
-PP2BS URINE ACETONE	Absent		

HBA1C - 020324573 Released at 02-Mar-2024 02:49 PM

Parameter	Result	Biological Ref.Range	Method
-HBA1C	5.4 %	HbA1C Degree of Glucose Control <5.6 % Non Diabetics 5.7 - 6.4 % Prediabetics >=6.5 % Diabetics (REF:Wallace, 11th Edition) REMARKS: 6 - 7 % Excellent Control 7 - 8 % Good Control 8 - 10 % Unsatisfactory Control >10 % Poor Control	Immuno-Turbidometry method
-Method[]		High Performance Liquid Chromatography (HPLC)	

Revival Diagnostics
401-Aqua Corridor,
Beside Star Bazar, Adajan,
Surat-395009. Mo. 9825947712

Dr. Shivangi Gandhi
M.B.B.S, M.D (Pathology)

0261-2747788, 98259 47712

4th Floor, Aqua Corridor, Hazira Road, Adajan Pal, Surat - 395009.

revivaldiagnostics.surat@gmail.com

www.revivaldiagnostics.com



REVIVAL DIAGNOSTICS

Name	RAJENDRA SINGH MEENA	Age/Gender	43Yrs/Male
Reg No.	2071/24	Receipt No	17971
Referred By	Bank of Baroda (BOB) - MEDI WHEEL()	Mode of Payment	CREDIT
Collection Type	CENTER	Collection DateTime	02-Mar-2024 09:56 AM

LIVER FUNCTION TEST (LFT) - 020324575 Released at 02-Mar-2024 02:49 PM

Parameter	Result	Biological Ref.Range	Method
-Serum Total Bilirubin	0.5 mg/dL	(0 - 1.3 mg/dL)	Diazo
-Serum Direct Bilirubin	0.2 mg/dL	(0 - 0.4 mg/dL)	Diazo
-Serum InDirect Bilirubin	0.3 mg/dL	(0.1 - 1.3 mg/dL)	Calculated
-Total Protein (TP)	6.5 gm/dL	(6.4 - 8.3 gm/dL)	Biuret
-Albumin (ALB)	4.0 gm/dL	(3.5 - 5.2 gm/dL)	BCG
-Globulin	2.5 gm/dL	(2.3 - 3.6 gm/dL)	Calculated
-A/G Ratio	1.60 gm/dL	(1 - 2.3 gm/dL)	Calculated
-SGPT(ALT)	166 U/L	H (5 - 45 U/L)	IFCC, Kinetic without Pyridoxal Phosphate
-SGOT (AST)	94 U/L	H (0 - 35 U/L)	IFCC, Without Pyridoxal Phosphate
-Alkaline Phosph.	100 U/L	(42 - 128 U/L)	ALP-AMP
-GGT	89 U/L	H (5 - 50 U/L)	Glupa-C

[Test performed on Fully Automated Biochemistry Analyzer ERBA EM200]

Revival Diagnostics

401-Aqua Corridor,
Beside Star Bazar, Adajan,
Surat-395009. Mo. 9825947712

Dr. Shivangi Gandhi
M.B.B.S, M.D (Pathology)

0261-2747788, 98259 47712

4th Floor, Aqua Corridor, Hazira Road, Adajan Pal, Surat - 395009.

revivaldiagnostics.surat@gmail.com

www.revivaldiagnostics.com



REVIVAL DIAGNOSTICS

Name	RAJENDRA SINGH MEENA	Age/Gender	43Yrs/Male
Reg No.	2071/24	Receipt No	17971
Referred By	Bank of Baroda (BOB) - MEDI WHEEL()	Mode of Payment	CREDIT
Collection Type	CENTER	Collection DateTime	02-Mar-2024 09:56 AM

Creatinine - 020324575 Released at 02-Mar-2024 02:49 PM

Parameter	Result	Biological Ref.Range	Method
-Creatinine	0.8 mg/dL	(0.6 - 1.4 mg/dL)	ENZYMATIC


BUN - 020324575 Released at 02-Mar-2024 12:13 PM

Parameter	Result	Biological Ref.Range	Method
-Blood Urea Nitrogen (BUN)	13 mg/dL	(6 - 20 mg/dL)	Calculated

Uric Acid - 020324572 Released at 02-Mar-2024 02:49 PM

Parameter	Result	Biological Ref.Range	Method
-Uric Acid	6.2 mg/dL	(3.5 - 7.2 mg/dL)	Uricase-POD

Revival Diagnostics
401-Aqua Corridor,
Beside Star Bazar, Adajan,
Surat-395009. Mo. 9825947712


Dr. Shivangi Gandhi
M.B.B.S, M.D (Pathology)

0261-2747788, 98259 47712

4th Floor, Aqua Corridor, Hazira Road, Adajan Pal, Surat - 395009.

revivaldiagnostics.surat@gmail.com

www.revivaldiagnostics.com



REVIVAL DIAGNOSTICS

Name	RAJENDRA SINGH MEENA	Age/Gender	43Yrs/Male
Reg No.	2071/24	Receipt No	17971
Referred By	Bank of Baroda (BOB) - MEDI WHEEL()	Mode of Payment	CREDIT
Collection Type	CENTER	Collection DateTime	02-Mar-2024 09:56 AM

Lipid Profile - 020324575 Released at 02-Mar-2024 02:50 PM

Parameter	Result	Biological Ref.Range	Method
-Serum Cholesterol	249 mg/dL	H Desirable < 200 mg/dl Borderline High : 200-239 mg/dl High : > 240 mg/dl	CHOD-PAP
-Serum Triglyceride	123 mg/dL	Normal < 150 mg/dl Borderline High : 150 - 199 mg/dl High : 200 - 499 mg/dl Very High : 500 mg/dl	GPO-POD Method
-Serum HDLD(Direct)	49 mg/dL	Normal :> 55 mg/dl Borderline : 35-55 mg/dl Undesirable: < 35 mg/dl	PVS-PEGME Precipitation with CHOD-POD
-Serum VLDL	25 mg/dL	(5 - 30 mg/dL)	Calculated
-Serum LDLD(Direct)	175 mg/dL	H Optimal:< 100 mg/dl Above Optimal : 100- 129 mg/dl Borderline High : 130-159 mg/dl High : > 160-189mg/dl Very High : >190 mg/dl	Calculated
-Chol/HDL	5.08	Low risk: <3.8 Medium Risk: 3.8 to 5.9 High Risk: > 6	Calculated
-LDL/Chol	1.42	Low risk: <3.55 Medium Risk: 3.55 to 4.0 High Risk: > 6	Calculated

[Test performed on Fully Automated Biochemistry Analyzer ERBA EM200]

Revival Diagnostics

401-Aqua Corridor,
Beside Star Bazar, Adajan,
Surat-395009. Mo. 9825947717

Dr. Shivangi Gandhi
M.B.B.S, M.D (Pathology)

0261-2747788, 98259 47712

4th Floor, Aqua Corridor, Hazira Road, Adajan Pal, Surat - 395009.

revivaldiagnostics.surat@gmail.com

www.revivaldiagnostics.com




REVIVAL DIAGNOSTICS

Name	RAJENDRA SINGH MEENA	Age/Gender	43Yrs/Male
Reg No.	2071/24	Receipt No	17971
Referred By	Bank of Baroda (BOB) - MEDI WHEEL()	Mode of Payment	CREDIT
Collection Type	CENTER	Collection DateTime	02-Mar-2024 09:56 AM

Urine Routine & Micro Examination - 020324577 Released at 02-Mar-2024 02:47 PM

Parameter	Result	Biological Ref.Range	Method
Physical Examination			
-Quantity	30		Manual
-Colour	Pale Yellow	Pale Yellow	Manual
-Appearance	Clear	Clear	Manual
-Reaction (pH)	Acidic		Dipstick
-Specific Gravity	1.025		Dipstick
Chemical Examination			
-Proteins.	Absent		Dipstick
-Sugar	Absent		Dipstick
-Acetone.	Absent		Dipstick
-Bile Salts	Absent	Absent	Dipstick
-Bile Pigments	Absent	Absent	Dipstick
-Occult Blood Test (OBT).	Negative		Dipstick
Microscopic Examination			
-Pus Cells	Occasional		Microscopically
-Red Blood Cells	Absent		Microscopically
-Epithelial Cells	1-2		Microscopically
-Bacteria.	Absent		Microscopically
-Crystals	Absent	Absent	Microscopically
-Others	NIL	Absent	Microscopic Examination

Revival Diagnostics
401-Aqua Corridor,
Beside S. B. Bazar, Adajan,
Surat-395007. Mo. 9825947717


Dr. Shivangi Gandhi
M.B.B.S, M.D (Pathology)

0261-2747788, 98259 47712

4th Floor, Aqua Corridor, Hazira Road, Adajan Pal, Surat - 395009.

revivaldiagnostics.surat@gmail.com

www.revivaldiagnostics.com



REVIVAL DIAGNOSTICS

Name	RAJENDRA SINGH MEENA	Age/Gender	43Yrs/Male
Reg No.	2071/24	Receipt No	17971
Referred By	Bank of Baroda (BOB) - MEDI WHEEL()	Mode of Payment	CREDIT
Collection Type	CENTER	Collection DateTime	02-Mar-2024 09:56 AM

Total T3 T4 TSH - 020324575 Released at 02-Mar-2024 02:33 PM

Parameter	Result	Biological Ref.Range	Method
-Total T3	0.99 ng/ml	(0.87 - 1.78 ng/ml)	Fluorescence Enzyme Immunoassay
-Total T4	6.23 ug/dl	(4.6 - 11 ug/dl)	Fluorescence Enzyme Immunoassay
-TSH	1.89 uIU/ml	0.50 - 5.50 uIU/ml 5.5 to 15 ul U/ml - Suggested Clinical co-relation or Repeat test with new sample as physiological factors can give falsley high TSH Above 15uIU/ml Hypothyroid PREGNANT WOMEN normal ranges for TSH: 1st Trimester : 0.0878 - 2.8293 uIU/ml 2nd Trimester : 0.1998 - 2.7915 uIU/ml 3rd Trimester : 0.307 - 2.9028 uIU/ml Ref: TIETZ Fundamentals of Clinical Chemistry	Fluorescence Enzyme Immunoassay

[Test performed on Fully Automated Immunology Analyzer Maglumi-600]

Revival Diagnostics

401-Aqua Corridor,
Beside Star Bazar, Adajan,
Surat-395009. Mo. 9825947717

Dr. Shivangi Gandhi
M.B.B.S, M.D (Pathology)

0261-2747788, 98259 47712

4th Floor, Aqua Corridor, Hazira Road, Adajan Pal, Surat - 395009.

revivaldiagnostics.surat@gmail.com

www.revivaldiagnostics.com



REVIVAL DIAGNOSTICS

Name	RAJENDRA SINGH MEENA	Age/Gender	43Yrs/Male
Reg No.	2071/24	Receipt No	17971
Referred By	Bank of Baroda (BOB) - MEDI WHEEL()	Mode of Payment	CREDIT
Collection Type	CENTER	Collection DateTime	02-Mar-2024 09:02 AM

ECG

1. The rhythm is sinus.
2. Heart rate is 66 beats per minute.
3. Normal P,QRS,T wave axis.
4. Normal PR,QRS,Q.T. Duration.
5. No pathological q wave or ST-T changes seen.
6. No evidence of chamber hypertrophy or enlargement seen.

IMPRESSION : ECG WITHIN NORMAL LIMITS

Revival Diagnostics

401-Aqua Corridor,
Beside Star Bazar, Adajan,
Surat-395009. Mo. 9825947712

DR. ADITYA S. BORA ^{Signature}
MBBS, DNB, PGDCC
PHYSICIAN & CLINICAL CARDIOLOGIST
G-54906



REVIVAL DIAGNOSTICS

Name	RAJENDRA SINGH MEENA	Age/Gender	43Yrs/Male
Reg No.	2071/24	Receipt No	17971
Referred By	Bank of Baroda (BOB) - MEDI WHEEL()	Mode of Payment	CREDIT
Collection Type	CENTER	Collection DateTime	02-Mar-2024 09:02 AM

2D ECHO

2D ECHOCARDIOGRAPHY & COLOR DOPPLER REPORT

INDICATION: Preventive Health check up

- **CARDIAC CHAMBERS :** Left Ventricle : Normal size , Left Atrium: Normal size.
- NO e/o thrombus in LA/LV
- Right Atrium: Normal size. Right Ventricle: Normal Size,
- Normal Right Ventricular function. (TAPSE=20mm)
- Normal Left Ventricular systolic function. LVEF = 60%
- No regional wall abnormality. No thinning / scarring / dyskinesia of LV wall
- No Left Ventricular Hypertrophy. (IVSd= 10 mm),
- LV Compliance:
- **GRADE I Left Ventricular Diastolic Dysfunction [LVDD].**

VALVES :

- Structurally Normal Mitral valve/ Aortic valve/Tricuspid valve/ Pulmonary valve .
- No significant Valvular Stenosis
- Doppler findings: AV max = 1.23 m/s, PV max = 0.91 m/s.
- Trivial MR, Trivial Tricuspid regurgitation.
- No Pulmonary Arterial Hypertension. PASP by TRjet vel.method = 24 mmHg.
- SEPTAE: IAS / IVS Appear Intact.
- IVC : Normal in dimension and shows good inspiratory 13mm collapse.
- OTHERS: No e/o Pericardial effusion / vegetation.

IMPRESSION:

NORMAL LV SYSTOLIC FUNCTION, LVEF= 60 %, NO RWMA,
NO LVH , GRADE I LVDD , NO PAH.

Revival Diagnostics
401-Aqua Corridor,
Beside Star Bazar, Adajan,
Surat-395009. Mo. 9825947712

DR. ADITI PATEL Signature
M.B.B.S., D. CARD (MUM)
CLINICAL CARDIOLOGIST
REG.NO.G-42903-03-24, 13:12



REVIVAL

DIAGNOSTICS

Name	RAJENDRA SINGH MEENA	Age/Gender	43Yrs/Male
Reg No.	2071/24	Receipt No	17971
Referred By	Bank of Baroda (BOB) - MEDI WHEEL()	Mode of Payment	CREDIT
Collection Type	CENTER	Collection DateTime	02-Mar-2024 09:02 AM

USG OF ABDOMEN & PELVIS

LIVER:

Liver is normal in size and echotexture.
No evidence of focal SOL or dilatation of IHBR seen.
Portahepatis appear normal.

GALLBLADDER:

Gallbladder appeared normal. No calculus or mass lesion seen.

PANCREAS:

Pancreas appears normal in size and echotexture.
No focal lesion, mass or pancreatitis.

SPLEEN:

Spleen appears normal in size and echotexture.

PARAAORTIC REGION:

Aorta grossly appears normal.
No paraaortic lymphnodes seen.

KIDNEYS:

Both kidneys appear normal in size, shape and in position.
Cortex and collecting system of both kidneys appears normal.
No evidence of calculus or obstructive uropathy on either side.

URINARY BLADDER:

Bladder appears normal. No calculus or mass lesion is seen.

PROSTATE:

Prostate appears normal in size and echotexture.
No evidence of free fluid in pelvis.

COMMENTS: Normal USG Abdoman and pelvis

Dr. Chirag K. Patel

MBBS-DMPD

Reg. No. G-23509

Revival Diagnostic

4th Floor, Aqua Corridor,

Nr. Star Bazar, Hazira Main Road,

Adajan, Surat-395009.

Mo. 97266 726683

0261-2747788, 98259 47712

4th Floor, Aqua Corridor, Hazira Road, Adajan Pal, Surat - 395009.

revivaldiagnostics.surat@gmail.com

www.revivaldiagnostics.com