



Savita
Superspeciality Hospital
(A Unit of Solace Healthcare Pvt. Ltd.)

Parivar Char Rasta, Waghodia-Dabhoi Ring Road, Vadodara-390019
☎ 0265-2578844 / 2578849 📠 63596 88442
✉ mh@savitahospital.com 🌐 savitahospital.com



Patient Name : Indu Devi Prasad	Sample No. : 20240314622
Patient ID : 20240309087	
Age / Sex : 54y/Female	Visit No. : OPD20240328982
Consultant : DR SAURABH JAIN	Call. Date : 23/03/2024 09:13
Ward : -	S. Coll. Date : 23/03/2024 11:26
	Report Date : 23/03/2024 16:17

CBC, ESR

Investigation	Result	Normal Value
Hemoglobin :	13.1 gm/dl	12.5 to 16.0 gm/dl
P.C.V. :	40.2 %	37.0 to 47.0 %
M.C.V. :	82.5 fL	78 to 100 fL
M.C.H. :	26.9 pg [L]	27 to 31 pg
M.C.H.C. :	32.6 g/dl	32 to 36 g/dl
RDW :	12.5 %	11.5 to 14.0 %
RBC Count :	4.87 X 10 ⁶ /cumm	4.2 to 5.4 X 10 ⁶ /cumm
Polymorphs :	70 %	38 to 70 %
Lymphocytes :	26 %	15 to 48 %
Eosinophils :	2 %	0 to 6 %
Monocytes :	2 % [L]	3 to 11 %
Basophils :	0 %	0.0 to 1.0 %
Total :	100	< 100 > 100
WBC Count :	6900 /cmm	4000 to 10000 /cmm
Platelets Count :	187000 /cmm	1,50,000 to 4,50,000 /cmm
ESR - After One Hour :	11 mm/hr	1 to 20 mm/hr

Dr. Mehul Desai
M.B.D.C.P
Reg.No.G-9521



Savita
Superspeciality Hospital
(A Unit of Solace Healthcare Pvt. Ltd.)

Parivar Char Rasta, Waghodia-Dabhoi Ring Road, Vadodara-390019
0265-2578844 / 2578849 63596 88442
mh@savitahospital.com savitahospital.com



Patient Name :	Indu Devi Prasad	Sample No. :	20240314622
Patient ID :	20240309087	Visit No. :	OPD20240328982
Age / Sex :	54y/Female	Call. Date :	23/03/2024 09:13
Consultant :	DR SAURABH JAIN	S. Coll. Date :	23/03/2024 11:26
Ward :	-	Report Date :	23/03/2024 16:17

HBA1C

Investigation	Result	Normal Value
Glycosylated Hb :	5.6 %	Near Normal Glycemia : 6 to 7 Excellent Control : 7 to 8 Good Control : 8 to 9 Fair Control : 9 to 10 Poor Control : > 10
Average Plasma Glucose of Last 3 Months :	114.02	

FBS & PPBS

Investigation	Result	Normal Value
Blood Sugar (FBS) :	97 mg/dl	74 - 100 mg/dl
Urine Sugar (FUS) :	Nil	
Blood Sugar (PP2BS) :	113 mg/dl	70 to 120 mg/dl
Urine Sugar (PP2US) :	Nil	

Dr. Mehul Desai
M.B.D.C.P
Reg.No.G-9521





Patient Name : Indu Devi Prasad	Sample No. : 20240314622
Patient ID : 20240309087	
Age / Sex : 54y/Female	Visit No. : OPD20240328982
Consultant : DR SAURABH JAIN	Call. Date : 23/03/2024 09:13
Ward :	S. Coll. Date : 23/03/2024 11:26
	Report Date : 23/03/2024 16:17

Blood Group

Investigation	Result	Normal Value
BLOOD GROUP :		
ABO	B	
Rh	Positive	

RENAL FUNCTION TEST

Investigation	Result	Normal Value
Creatinine :	0.8 mg/dl	0.6 - 1.4 mg/dl
Urea :	19 mg/ dl	13 - 45 mg/dl
Uric Acid :	4.3 mg/dl	3.5 - 7.2 mg/dl
Calcium :	8 mg/dl	8.5 - 10.5
Phosphorus :	3.6 mg/dl	1.5 - 6.8

Dr.Mehul Desai
M.B.D.C.P
Reg.No.G-9521





Savita
Superspeciality Hospital
(A Unit of Solace Healthcare Pvt. Ltd.)

Parivar Char Rasta, Waghodia-Dabhoi Ring Road, Vadodara-390019
0265-2578844 / 2578849 63596 88442
mh@savitahospital.com savitahospital.com



Patient Name : Indu Devi Prasad	Sample No. : 20240314622
Patient ID : 20240309087	
Age / Sex : 54y/Female	Visit No. : OPD20240328982
Consultant : DR SAURABH JAIN	Call. Date : 23/03/2024 09:13
Ward : -	S. Coll. Date : 23/03/2024 11:27
	Report Date : 23/03/2024 16:17

Lipid Profile

Investigation	Result	Normal Value
Sample :	Fasting	
Sample Type :	Normal	
Cholesterol (Chol) :	157 mg/dl	Low risk : < 200 Moderate risk : 200 - 239 High risk : > or = 240
Triglyceride :	107 mg/dl	Normal : < 200.0 High : 200 - 499 Very High : > or = 500
HDL Cholesterol :	50 mg/dl	Low risk: >or = 60 mg/dL High risk : Up to 35 mg/dL
LDL :	85.6 mg/dl [L]	131.0 to 159.0(N) < 130.0(L) > 159.0(H)
VLDL :	21.4 mg/dl	Up to 0 to 34 mg/dl
LDL/HDL Ratio :	1.71	Low risk : 0.5 to 3.0 Moderate risk : 3.0 to 6.0 Elevted level high > 6.0
Total Chol / HDL Ratio :	3.14	Low Risk : 3.3 to 4.4 Average Risk : 4.4 to 7.1 Moderate Risk : 7.1 to 11.0 High Risk : > 11.0
Total Lipids :	614 mg/dl	400 to 700 mg/dl

Note :- Lipemic samples give high triglyceride value and falsely low LDL value.

Dr.Mehul Desai
M.B.D.C.P
Reg.No.G-9521



Savita
Superspeciality Hospital
(A Unit of Solace Healthcare Pvt. Ltd.)

Parivar Char Rasta, Waghodia-Dabhol Ring Road, Vadodara-390019
0265-2578844 / 2578849 63596 88442
mh@savitahospital.com savitahospital.com



Patient Name :	Indu Devi Prasad	Sample No. :	20240314622
Patient ID :	20240309087	Visit No. :	OPD20240328982
Age / Sex :	54y/Female	Call. Date :	23/03/2024 09:13
Consultant :	DR SAURABH JAIN	S. Coll. Date :	23/03/2024 11:27
Ward :	-	Report Date :	23/03/2024 16:17

LFT (Liver Function Test)

Investigation	Result	Normal Value
Total Bilirubin :	0.6 mg/dl	0.2 to 1.0 mg/dl
Direct Bilirubin :	0.3 mg/dl	0.0 to 0.2 mg/dl
Indirect Bilirubin :	0.3 mg/dl	0.0 to 0.8 mg/dl
AST (SGOT) :	10 U/L	5 to 34 U/L
ALT (SGPT) :	16 U/L	0 to 55 U/L
Total Protein (TP) :	5 g/dL [L]	6.4 to 8.3, g/dl
Albumin (ALB) :	3.8 g/dl	3.5 to 5.2 g/dl
Globulin :	1.2 g/dl	2.3 to 3.5 g/dl
A/G Ratio :	3.17	
Alkaline Phosphatase (ALP) :	129 U/L	40 to 150 U/L
GAMMA GT. :	11 U/L	7 to 35 U/L

M. Desai
Dr. Mehul Desai
M.B.D.C.P
Reg.No.G-9521



Unipath Specialty Laboratory (Baroda) LLP - Platinum Complex, Opp. HDFC Bank, Nr. Radha Krishna char rasta, Akota, Vadodara - 390020
Unipath Specialty Laboratory (Baroda) LLP - Platinum Complex, Opp. HDFC Bank, Nr. Radha Krishna char rasta, Akota, Vadodara - 390020
Mobile: 7228800500 / 8155028222 | Email: info.baroda@unipathlp.in
Home Visit / OPD Reception : 9998724579



TEST REPORT

Reg. No. : 40301014663	Reg. Date : 23-Mar-2024 12:09	Collected On : 23-Mar-2024 12:09
Name : Ms. INDUDEVI PRASAD		Approved On : 23-Mar-2024 13:26
Age : 54 Years	Gender : Female Ref. No. :	Dispatch At :
Ref. By :		Tele No. :
Location : SAVITA SUPERSPECIALTY HOSPITAL @ WAGHODIYA ROAD		

Test Name	Results	Units	Bio. Ref. Interval
THYROID FUNCTION TEST			
T3 (triiodothyronine) <i>Method:CLIA</i>	1.80	ng/mL	0.6 - 1.81
T4 (Thyroxine) <i>Method:CLIA</i>	10.20	µg/dL	4.5 - 12.6
TSH (ultra sensitive) <i>Method:CLIA</i>	1.012	µIU/mL	0.55 - 4.78
Sample Type:Serum			

Comments:

Thyroid stimulating hormone (TSH) is synthesized and secreted by the anterior pituitary in response to a negative feedback mechanism involving concentrations of FT3 (free T3) and FT4 (free T4). Additionally, the hypothalamic tripeptide, thyrotropin-releasing hormone (TRH), directly stimulates TSH production. TSH stimulates thyroid cell production and hypertrophy, also stimulate the thyroid gland to synthesize and secrete T3 and T4. Quantification of TSH is significant to differentiate primary (thyroid) from secondary (pituitary) and tertiary (hypothalamus) hypothyroidism. In primary hypothyroidism, TSH levels are significantly elevated, while in secondary and tertiary hypothyroidism, TSH levels are low.

TSH levels During Pregnancy :

- First Trimester : 0.1 to 2.5 µIU/mL
- Second Trimester : 0.2 to 3.0 µIU/mL
- Third trimester : 0.3 to 3.0 µIU/mL

Reference : Carl A.Burtis,Edward R.Ashwood,David E.Bruns. Tietz Textbook of Clinical Chemistry and Molecular Diagnostics. 5th Eddition. Philadelphia: WB Saunders,2012:2170

----- End Of Report -----

This is an electronically authenticated report.

Test done from collected sample.

Printed On: 23-Mar-2024 13:26

We are open 24 x 7 & 365 days

Dr. Vishal Jhaveri
M.B.B.S, D.C.P

Reg. G-13041
LLP Identification Number: AAN-8932
Page 1 of 1

We are open 24 x 7 & 365 days

LLP Identification Number: AAN-8932





Patient Name :	Indu Devi Prasad	Sample No. :	20240314622
Patient ID :	20240309087	Visit No. :	OPD20240328982
Age / Sex :	54y/Female	Call. Date :	23/03/2024 09:13
Consultant :	DR SAURABH JAIN	S. Coll. Date :	23/03/2024 11:26
Ward :	-	Report Date :	23/03/2024 16:17

Urine R/M

Investigation	Result	Normal Value
Quantity - :	20 ml	
Colour - :	Pale Yellow	
Reaction (pH) :	6.0	4.6-8.0
Turbidity :	Turbid	
Deposit :	Absent	Absent
Sp.Gravity :	1.030	1.005-1.010
Protein :	Absent	Absent
Glucose :	Absent	Absent
Bile Salts :	Absent	Absent
Bile pigments :	Absent	Absent
Ketones :	Absent	Absent
Urobilinogen :	Absent	
Blood :	Absent	Absent
Casts :	Granular cast seen.	Absent
Pus Cells :	25-30 /hpf	0-5/hpf
Red Blood Cells :	2-3 /hpf	Absent
Epithelial Cells :	3-4 /hpf	
Leucocytes Esterase :	+++	

Dr.Mehul Desai
M.B.D.C.P
Reg.No.G-9521



Savita
Superspeciality Hospital
(A Unit of Solace Healthcare Pvt. Ltd.)

Parivar Char Rasta, Waghodia-Dabhoi Ring Road, Vadodara-390019
0265-2578844 / 2578849 63596 88442
mh@savitahospital.com savitahospital.com



PATIENT NAME: INDUDEVI PRASAD

AGE/SEX: 54 YRS/F

DATE: Saturday, 23 March 2024

ULTRASOUND OF ABDOMEN & PELVIS

LIVER appears normal in size and shows normal parenchymal echogenicity. No evidence of focal lesion. No evidence of dilated IHBR or portal vein. CBD appears normal.

GALL BLADDER is distended. No evidence of abnormal wall thickening or any significant calculus within.

PANCREAS appears normal. MPD is WNL.

SPLEEN appears normal in size and shows normal parenchymal echogenicity. No evidence of focal lesion.

BOTH KIDNEYS appear normal in size, shape and position.

Show normal cortical echogenicity. Corticomedullary differentiation is maintained.

No evidence of calculus or hydronephrosis on either side. *Right kidney shows 6x5 mm sized cyst at upper pole.*

URINARY BLADDER is partially full. No evidence of abnormal wall thickening or any significant calculus within.

Post-menopausal status of uterus noted.

BOWEL LOOPS appear normal and show normal peristalsis.

No evidence of LYMPHADENOPATHY noted.

No evidence of ASCITES noted.

IMPRESSION:

- Right renal cortical simple cyst.


DR SHARAD RUNGTA (MD & DNB)
CONSULTANT RADIOLOGIST

Not all pathologies can be detected on ultrasound in each scan. Further radiographic evaluation is suggested if required.





Savita
Superspeciality Hospital
(A Unit of Solace Healthcare Pvt. Ltd.)

Parivar Char Rasta, Waghodia-Dabhoi Ring Road, Vadodara-390019
0265-2578844 / 2578849 63596 88442
mh@savitahospital.com savitahospital.com



PATIENT NAME: INDUDEVI PRASAD	
AGE/SEX: 54 YRS/F	DATE: Saturday, 23 March 2024

CHEST X-RAY (PA)

Both lung fields appear normal.

Both hila appear normal

Bilateral costo-phrenic angles appear grossly clear

Mediastinum and cardiac shadow appear normal

Bony thorax appears unremarkable

No evidence of free gas under domes of diaphragm

IMPRESSION:

- NO SIGNIFICANT ABNORMALITY NOTED IN LUNG FIELDS
- NORMAL CARDIAC SHADOW


DR SHARAD RUNGTA (MD & DNB)
CONSULTANT RADIOLOGIST

Not all pathologies can be detected on ultrasound in each scan. Further radiographic evaluation is suggested if required.





Examination by Ophthalmologist

Name: INDU DEVI PRASAD

Reg. No: 20240309087

Age/ Sex: 54/FEMALE

DOE: 23/03/2024

Routine

Medical History:

nil

Examination of Eye:

	<u>Right</u>	<u>LEFT</u>
External Examination:	<u>(N)</u>	<u>(N)</u>
Anti seg Examination:	<u>(N)</u>	<u>(N)</u>
Schiot Tonometry IOP:	<u>12</u>	<u>12</u>
Fundus:	<u>(N)</u>	<u>(N)</u>
Without Glass Distant Vision:	<u>6/9</u>	<u>6/9</u>
Near Vision:	<u>N/18</u>	<u>N/18</u>
With Glass Distant Vision:	<u>6/6</u>	<u>6/6</u>
Near Vision:	<u>N/6</u>	<u>N/6</u>
Colour Vision (With Ishihara Chart):	<u>(N)</u>	<u>(N)</u>

+2.0 sph

Impression:

Normal

Advice:

Signature: _____





Examination by DENTAL

Name: INDU DEVI PRASAD

Reg. No: 20240309087

Age/sex 54/FEMALE

DOE: 23/03/2024

Presenting Complaints:

Came for regular check-up

Medical History:

No relevant history

Examination:

- Carries 14 6/7,
- Missing 1/6

Impression:

Advice:

- FPD 14 + 1/6
- Complete 14 6/7

Signature





Examination by Gynaecologist

Name: INDU DEVI PRASAD

Reg. No: 20240309087

Age/ Sex: 54/FEMALE

DOE: 23-03-2024

Presenting Complaints:

None

Medical History:

M/H: Physiological Menopause - 4 yrs back

O/H: P₃ L₃ (AI, FND)

Other: _____

Examination:

P/A: Soft - non tender

P/S: or vag flowings

P/V: or BV (AFIAs)


Impression:

NAD

Advice:

no further Ix needed

Signature: _____





Examination by Physician

Name: INDU DEVI PRASAD

Reg. No: 20240309087

Age/ Sex: 54/FEMALE

DOE: 23/03/2024

Physical Examination

Height: 1.55 cm Weight: 43.1kg BMI: 20.5

Temperature: _____ Pulse: 86 BP: 148/87

Spo2 99

Chief Complaints:

burning micturition

Past History:

NAD

Examination:

General Examination:

NAD

Systemic Examination:

NAD

Investigation:

RBS _____

ECG _____

Others _____

Advice: T. Urintop (100) 1-0-1 x 7 days,
plenty of oral fluids

T. Dolo (600) 1 tab so

Signature



- T. MBTRON PLUS 0.1 x 30 days
BP monitoring



2D-ECHOCARDIOGRAPHY AND COLOR DOPPLER REPORT

NAME: INDU DEVI PRASAD

AGE/SEX: 54YRS/FEMALE

DATE: 23/03/2024

REF BY: DIRECT

OBSERVATION:

- NORMAL LV SIZE AND NORMAL LV SYSTOLIC FUNCTION. LVEF = 60% (VISUAL).
- NO RWMA AT REST.
- GRADE I LV DIASTOLIC DYSFUNCTION.
- MILD MR. NO MS.
- NO AR. NO AS.
- GRADE II TR. NO PAH. RVSP : 34 MMHG.
- NORMAL SIZED LA, RA & RV WITH NORMAL RV SYSTOLIC FUNCTION.
- NORMAL SIZED MPA, RPA & LPA.
- INTACT IAS & IVS.
- NO E/O INTRACARDIAC CLOT/VEGETATION/PE.
- NORMAL IVC.
- NORMAL PERICARDIUM.

LA: 32MM

AO: 28MM


IVS: 10/12MM

LVPW: 09/11MM

LVID: 43/24MM

CONCLUSION:

- NORMAL LV/RV SIZE AND SYSTOLIC FUNCTION.
- NO RWMA AT REST.
- LVEF = 60% (VISUAL).
- GRADE II TR, NO PAH.


DR. NIRAV BHALANI
[CARDIOLOGIST]

DR. ARVIND SHARMA
[CARDIOLOGIST]

54 Years

INDU DEVI
Female

23-Mar-24 8:47:34 AM

Rate 79

PR 160

QRSD 86

QT 372

QTc 427

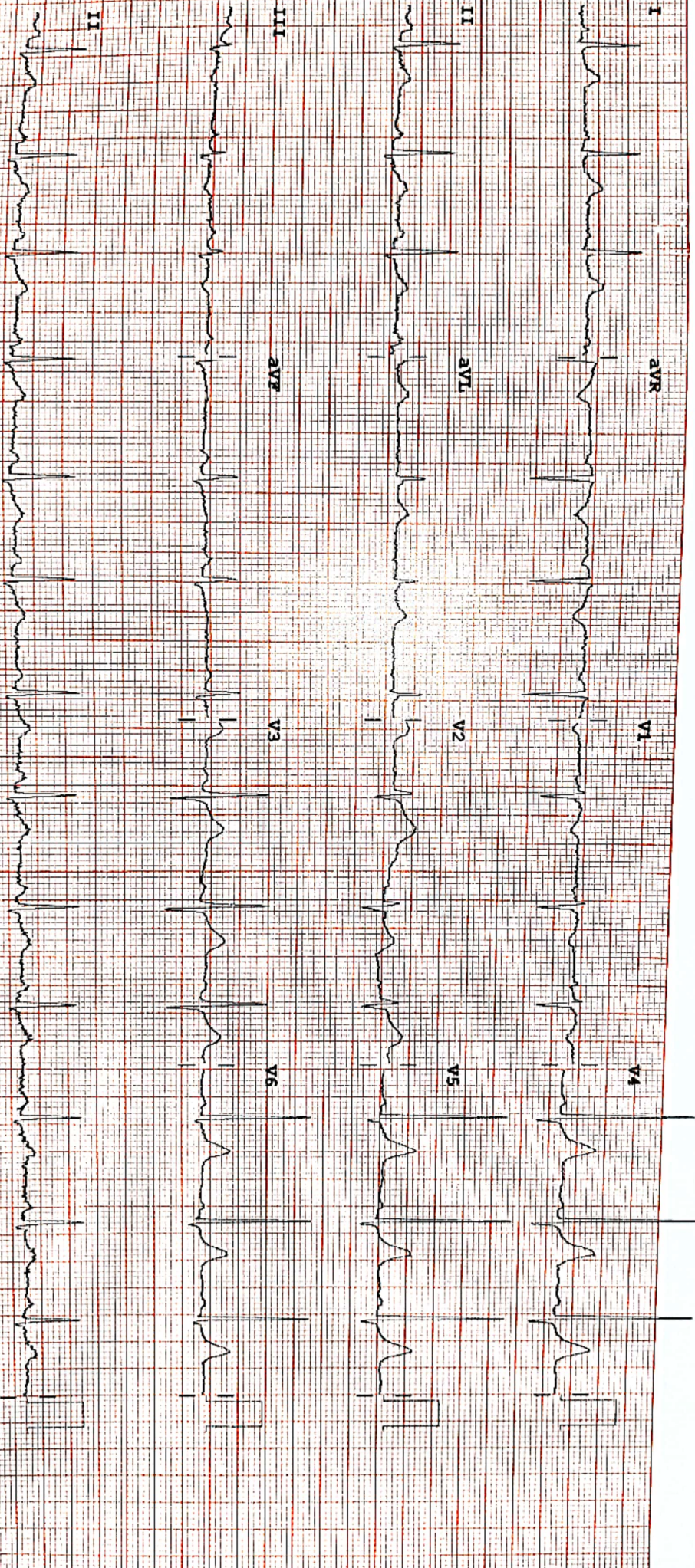
--AXIS--

P 59

QRS 30

T 14

12 Lead: Standard Placement



Device:

Speed: 25 mm/sec

Limb: 10 mm/mV

Chest: 10.0 mm/mV

F 50-0.50-150 Hz W PH09

P?

602

for PHILIPS

REORDER W242B



Bill of Supply (Interim Bill)



Patient ID : 20240309087	Visit No. : OPD20240328982(OPD)
Age / Sex : 54y / F	Bill No. : OPD20240328982
Patient Name : INDU DEVI PRASAD	Bill Date : N/A
Dr. Name : DR SAURABH JAIN	Speciality : INTERNAL MEDICINE
Referred By : self	Company Name : Mediwheel Health Check Up
City/Village : Vadodara	GSTIN : 24AAQCS5566G2ZW
Class : Contract	SAC : 999312 "Medical Service covered under healthcare service"
PAN Card : AAQCS5566G	Mobile No. : 9737634994

Expense Details	Qty	Rate	Gross Amount	Waive	Net Amount
Visit Charge					
23/03/2024 Physician First Consultation OPD	1.0	0.0	0.00	0.0	0.00
Ophthalmologist First Consultation OPD	1.0	0.0	0.00	0.0	0.00
Dentist First Consultation OPD	1.0	0.0	0.00	0.0	0.00
Ob & Gy Surgeon First Consultation OPD	1.0	0.0	0.00	0.0	0.00
Visit Charge (Subtotal)			0.0	0.0	0.00
PATHOLOGY					
23/03/2024 CBC, ESR	1.0			0.0	
Urine R/M	1.0			0.0	
STOOL EXAMINATION	1.0			0.0	
Blood Group	1.0			0.0	
HBA1C	1.0			0.0	
FBS & PPBS	1.0			0.0	
TFT (Thyroid Function Test)	1.0			0.0	
Lipid Profile	1.0			0.0	
RENAL FUNCTION TEST	1.0			0.0	
LFT (Liver Function Test)	1.0			0.0	
MediWheel Full Body Health Check-Up(Female Above 40)	1.0	3000.0	3000.00	0.0	3000.00
PATHOLOGY (Subtotal)			3000.0	0.0	3000.00
Radiology					
23/03/2024 X-RAY CHEST PA	1.0			0.0	
USG WHOLE ABDOMEN SCREENING	1.0			0.0	
Memography	1.0	0.0	0.00	0.0	0.00
X-RAY CHEST PA	1.0	0.0	0.00	0.0	0.00
USG WHOLE ABDOMEN SCREENING	1.0	0.0	0.00	0.0	0.00
Radiology (Subtotal)			0.0	0.0	0.00
Non Invasive Cardiology					
23/03/2024 ECG Charge(OPD Base)	1.0			0.0	
ECHO COLOUR DOPPLER SCREENING	1.0			0.0	
ECHO COLOUR DOPPLER SCREENING	1.0	0.0	0.00	0.0	0.00
ECG Charge(OPD Base)	1.0	0.0	0.00	0.0	0.00
Non Invasive Cardiology (Subtotal)			0.0	0.0	0.00
Total Bill Amount					3000.00
Net payable amount					3000.00
Bill Outstanding					3000.00

Received With Thanks From INDU DEVI PRASAD of Rs 0.0 /-
(Rs Zero Only)

FW: Health Check up Booking Request(bobS13463), Beneficiary Code-100729

Manishankar Prasad <manishankarprasad66@yahoo.in>

Thu 3/21/2024 6:21 PM

To: armsgz <armsgz@bankofbaroda.com>

You don't often get email from manishankarprasad66@yahoo.in. [Learn why this is important](#)

धान: यह मेल बैंक डोमेन के बाहर से आया है. अगर आप प्रेषक को नहीं जानते तो मेल में दी गयी लिंक पर
TION: THIS MAIL IS ORIGINATED FROM OUTSIDE OF THE BANK'S DOMAIN. DO NOT CLICK

Yahoo Mail: [Search](#), [organise](#), [conquer](#)

----- Forwarded message -----

From: "Mediwheel" <wellness@mediwheel.in>

To: "manishankarprasad66@yahoo.in" <manishankarprasad66@yahoo.in>

Cc: "customercare@mediwheel.in" <customercare@mediwheel.in>

Sent: Tue, 5 Mar 2024 at 17:14

Subject: Health Check up Booking Request(bobS13463), Beneficiary Code-100729

011-41195959

Dear MR. PRASAD MANI SHANKAR,

We have received your booking request for the following health checkup, please upload your approval letter as soon as possible to enable us to confirm your booking.

Upload HRM Letter

User Package Name : Mediwheel Full Body Health Checkup Female Above 40

Name of Diagnostic/Hospital : Savita Superspeciality Hospital

Address of Diagnostic/Hospital- Parivar Char Rasta, Dabhoi - Waghodia Ring Rd, Sarthi Nagar 2, Kendranagar, Vadodara - 390019

Appointment Date : 23-03-2024

Preferred Time : 8:30am

Member Information		
Booked Member Name	Age	Gender

Tests included in this Package

- Mammography
- Stool Test
- Gynae Consultation
- Thyroid Profile
- ESR
- Blood Glucose (Fasting)
- General Physician Consultation
- TMT OR 2D ECHO
- Blood Group
- Blood Glucose (Post Prandial)
- Chest X-ray
- ECG
- USG Whole Abdomen
- Eye Check-up consultation
- Urine Sugar Fasting
- Urine Sugar PP
- Dental Consultation
- Urine analysis
- CBC
- Lipid Profile
- Kidney Profile
- Liver profile

Thanks,

Mediwheel Team

Please Download Mediwheel App

You have received this mail because your e-mail ID is registered with **Arcofemi Healthcare Limited** This is a system-generated e-mail please don't reply to this message.

Please visit to our [Terms & Conditions](#) for more informaion. [Click here to unsubscribe.](#)

© 2024 - 25, Arcofemi Healthcare Pvt Limited. (Mediwheel)



ભારત સરકાર
Government of India



ઇન્દુ દેવી પ્રસાદ
Indu Devi Prasad
જન્મ તારીખ / DOB : 20/09/1969
સ્ત્રી / Female



7418 4442 6900

આધાર - સામાન્ય માણસનો અધિકાર



ભારતીય વિશિષ્ટ ઓળખણ-પ્રાધિકરણ
Unique Identification Authority of India

સરનામું: W/O: મણિશંકર પ્રસાદ, જે-9, રાજ
લક્ષ્મી સોસાયટી, કામાના નગર સામે, અજવા રોડ,
વડોદરા, અજવા રોડ, ગુજરાત, 390019

Address: W/O: Manishankar Prasad, J-9,
raj laxmi Society, opp kamaa nagar, Ajwa
Road, Vadodara, Ajwa Road, Gujarat,
390019

7418 4442 6900

1947
1800 300 1947

help@uidai.gov.in

www.
www.uidai.gov.in

