



Name: <b>NAVIN SANGHVI</b>	Ward: OPD
Lab ID: <b>00000266</b>	Registration on: 23/03/2024 10:27:00
Age & Sex: <b>38 Year   Male</b>	Reported on: 11:37:05
Reference: <b>VELOCITY HOSPITAL</b>	Sample Type: <b>BLOOD &amp; URINE</b>

## CBC ESR

Test	Observed Value	Unit	Biological Reference Interval
Haemoglobin	14.09	g/dL	13.5 - 17.5
Total RBC	4.79	mill./cm	4.50 - 5.90
Total WBC	7160	/cmm	4000 - 11000
Platelet Count	231800	/cmm	150000 - 450000
HCT	43.4	%	39.0 - 49.0
MCV	90.6	fL	80.0 - 99.0
MCH	29.4	pg	27.0 - 34.0
MCHC	32.5	g/dL	32.0 - 37.0
<b>DIFFERENTIAL COUNT</b>			
Neutrophils	52	%	40 - 70
Lymphocytes	45 H	%	20 - 40
Eosinophils	02	%	02-05
Monocytes	02	%	01-07
Basophils	00	%	00 - 02
Band Cells	00	%	0.0 - 6.0
<b>ABSOLUTE DIFFERENTIAL COUNT</b>			
Neutrophils	3723	/cumm	1800 - 7700
Lymphocytes	3222	/cumm	800 - 4800
Eosinophils	143	/cumm	20 - 500
Monocytes	143 L	/cumm	200 - 1000
Basophils	0	/cumm	0 - 100
<b>GLR / NLR</b> (Neutrophil/Lymphocyte Ratio)	1.2		
<b>MENTZER INDEX</b>			
RDW-CV	12.8	%	11.1 - 14.1
RDW-SD	46.4	fL	
MPV	7.9	fL	
PCT	0.18	%	

DR. TEJAL BHATT  
MD. PATHOLOGIST





Name: <b>NAVIN SANGHVI</b>	Ward: OPD
Lab ID <b>00000266</b>	Registration on: 23/03/2024 10:27:00
Age & Sex: <b>38 Year   Male</b>	Reported on: 11:37:06
Reference: <b>VELOCITY HOSPITAL</b>	Sample Type: <b>BLOOD &amp; URINE</b>

PDW	16.8	%
P-LCR	32.3	%


PERIPHERAL SMEAR EXAMINATION

RBC Morphology Normochromic and normocytic.  
WBC Morphology Appear normal, Immature cells are not seen .  
Platelets in Smear Adequate.

Malarial Parasites Not Detected.

ESR

AFTER 1 HOUR 21 H mm/hr 0.0 - 15.0



DR. TEJAL BHATT  
MD. PATHOLOGIST





Name: <b>NAVIN SANGHVI</b>	Ward: <b>OPD</b>
Lab ID: <b>00000266</b>	Registration on: <b>23/03/2024 10:27:00</b>
Age & Sex: <b>38 Year   Male</b>	Reported on: <b>11:37:06</b>
Reference: <b>VELOCITY HOSPITAL</b>	Sample Type: <b>BLOOD &amp; URINE</b>

## BLOOD GROUP

Test	Observed Value	Unit	Biological Reference Interval
<u>Blood Group</u>	"AB"		
<u>Rh Factor</u>	POSITIVE		

DR. TEJAL BHATT  
MD. PATHOLOGIST





Name: <b>NAVIN SANGHVI</b>	Ward: OPD
Lab ID <b>00000266</b>	Registration on: 23/03/2024 10:27:00
Age & Sex: <b>38 Year   Male</b>	Reported on: 11:37:06
Reference: <b>VELOCITY HOSPITAL</b>	Sample Type: <b>BLOOD &amp; URINE</b>

## BLOOD GLUCOSE TEST

<u>Test</u>	<u>Observed Value</u>	<u>Unit</u>	<u>Biological Reference Interval</u>
Sample <u>FASTING (FBS)</u> Blood Sugar-F	FLOURIDE PLASMA 74.80	mg/dL	70.00-110.00

DR. TEJAL BHATT  
MD. PATHOLOGIST



Name: **NAVIN SANGHVI**

Ward: OPD

Lab ID: **00000266**

Registration on: 23/03/2024 10:27:00

Age & Sex: **38 Year | Male**

Reported on: 11:37:06


Reference: **VELOCITY HOSPITAL**Sample Type: **BLOOD & URINE**

## HEMOGLOBIN A1c TEST

Test	Observed Value	Unit	Biological Reference Interval
<u>HbA1c</u>	5.65	%	> 8 : Action Suggested 7-8 : Good control < 7 : Goal 6.2-7 : Near Normal Glycemia < 6.2 : Non-diabetic Level
Mean Blood Glucose	115.5	mg/dL	70.0 - 140.0

### Importance of HbA1c - Glycated Hb. in Diabetes Mellitus

- HbA1c, also known as Glycated Hemoglobin is the most important test for the assessment of long term blood glucose control (also called glycemic control)
- HbA1c reflects mean blood glucose concentration over past 6-8 weeks and provides a much better indication of long term glycemic control than blood glucose determination
- HbA1c is formed by non-enzymatic reaction between glucose and Hb. , this reaction is irreversible and therefore remains unaffected by short term fluctuations in blood glucose levels.
- Long term complications of diabetes such as retinopathy-eye complications, nephropathy-kidney complications and neuropathy-nerve complications, are potentially serious and can lead to blindness, kidney failure etc.
- Glycemic control monitored by HbA1c measurement using HPLC method-(Gold Standard) is considered most important. (Ref. National Glycohemoglobin Standardization Program -NGSP).

DR. TEJAL BHATT  
MD. PATHOLOGIST



Name: <b>NAVIN SANGHVI</b>	Ward: OPD
Lab ID <b>00000266</b>	Registration on: 23/03/2024 10:27:00
Age & Sex: <b>38 Year   Male</b>	Reported on: 11:37:06
Reference: <b>VELOCITY HOSPITAL</b>	Sample Type: <b>BLOOD &amp; URINE</b>

## LIPID PROFILE

Test	Observed Value	Unit	Biological Reference Interval
Sample	Fasting Blood Serum		
Cholesterol	140.3	mg/dL	<200 Desirable 200-229 Borderline >240 High
Triglyceride	100.3	mg/dL	<150 Normal 150-199 Borderline 200-499 High >=500 Very High
HDL Cholesterol	49.3	mg/dL	40-60
VLDL	20.06	mg/dL	0.00 - 30.00
LDL Cholesterol	70.94	mg/dL	< 130 : Optimal 130 - 159 : Borderline High 160 - 189 : High >= 190 : Very High
LDL Chol. / HDL Chol. Ratio	1.44		1.0 - 3.4
Cholesterol / HDL Chol. Ratio	2.8		0 - 3.5
Total Lipid	481.1	mg/dl	400.0 - 1000.0

*Bhatt*

DR. TEJAL BHATT  
MD. PATHOLOGIST



Name: **NAVIN SANGHVI**

Ward: OPD

Lab ID: **00000266**

Registration on: 23/03/2024 10:27:00

Age & Sex: **38 Year | Male**

Reported on: 11:37:06


Reference: **VELOCITY HOSPITAL**Sample Type: **BLOOD & URINE**

## RENAL FUNCTION TEST

Test		Unit	
S. Creatinine	0.98	mg/dL	0.5-1.30
Bl. Urea	21.3	mg/dL	10.0 - 40.0
BUN	10.0	mg/dl	6.0 - 22.0
Uric Acid	4.28	mg/dL	3.5 - 7.2

### PROTEINS

Total Protein	6.8	g/dL	6.0 - 8.0
Albumin	4.49	g/dL	3.50 - 5.50
Globulin	2.3	g/dL	2.0 - 4.0
A/G Ratio	2.0		

DR. TEJAL BHATT  
MD. PATHOLOGIST



Name: <b>NAVIN SANGHVI</b>	Ward: OPD
Lab ID: <b>00000266</b>	Registration on: 23/03/2024 10:27:00
Age & Sex: <b>38 Year   Male</b>	Reported on: 11:37:06
Reference: <b>VELOCITY HOSPITAL</b>	Sample Type: <b>BLOOD &amp; URINE</b>

## LIVER FUNCTION TEST

Test	Observed Value	Unit	Biological Reference Interval
<b>BILIRUBIN</b>			
Total Bilirubin	0.5	mg/dL	0.00 - 1.20
Direct Bilirubin	0.2	mg/dL	0.00 - 0.40
Indirect Bilirubin	0.30	mg/dL	0.00 - 1.00
SGPT(ALT)	39.19	U/L	0.0 - 40.0
SGOT (AST)	38.3	U/L	0.0 - 46.0
Alkaline Phosphatase	215.3	U/L	64.0 - 306.0
<b>PROTEINS</b>			
Total Protein	6.8	g/dL	6.0 - 8.0
Albumin	4.49	g/dL	3.50 - 5.50
Globulin	2.3	g/dL	2.0 - 4.0
A/G Ratio	2.0		

*Bhatt*

DR. TEJAL BHATT  
MD. PATHOLOGIST





Name: **NAVIN SANGHVI**

Ward: OPD

Lab ID: **00000266**

Registration on: 23/03/2024 10:27:00

Age & Sex: **38 Year | Male**


Reported on: 11:37:07

Reference: **VELOCITY HOSPITAL**Sample Type: **BLOOD & URINE**

## URINE ANALYSIS

Test	Observed Value	Unit	Biological Reference Interval
Sample	Fresh Urine		
<u>PHYSICAL EXAMINATION</u>			
Quantity	10.0	mL	
Colour	Pale-Yellow		
Appearance	Clear		Clear
pH	5.0		
Specific Gravity	1.010		
Sediments	Absent		Absent
<u>CHEMICAL EXAMINATION</u>			
Protein (Albumin)	Absent		Absent
Sugar	Absent		Absent
Bile Salts	Absent		Absent
Bile Pigment	Absent		Absent
Ketone	Absent		Absent
Occult Blood	Absent		Absent
Nitrite	Absent		Absent
Leukocyte Esterase	Absent		Absent
Urobilinogen	Normal		Normal
<u>MICROSCOPIC EXAMINATION</u>			
Pus Cells	Occasional	/hpf	Absent
Red Blood Cells	Absent	/hpf	Absent
Epithelial Cells	Absent	/hpf	Absent
Crystals	Absent		Absent
Amorphous material	Absent		Absent
Casts	Absent		Absent
Yeast	Absent		Absent
Bacteria	Absent		Absent

--- End of Report ---

DR. TEJAL BHATT  
MD. PATHOLOGIST