




PARKLINE DIAGNOSTICS PVT. LTD.

L.G. 3, 4 & 5, Bhuvana Towers, S.D. Road, Secunderabad - 500 003 Tel : 040-42038139, 27845852
7995421787, 7093445852 Email : parklinediagnostics@gmail.com www.parklinediagnostics.com



NABL Accredited
Certificate No.:MC-2566

TEST REPORT

Name : **MR.NAGARAJA AKULA [SPOUSE]** TID/SID : UMR1401877/ 27373106
 Age / Gender : 32 Years / Male Registered on : 23-Mar-2024 / 07:22 AM
 Ref.By : - Collected on : 23-Mar-2024 / 07:20 AM
 Req.No  Reported on : 23-Mar-2024 / 12:47 PM
 BIL4078433 Reference : Medi Wheel

DEPARTMENT OF CLINICAL PATHOLOGY

Complete Urine Examination (CUE), Urine

Investigation	Observed Value	Units	Biological Reference Interval
Colour Method:Photo detectors(instrument)	Yellow		Light Yellow
Appearance Method:Photo diode array sensor	Clear		Clear
Specific gravity Method:Ion concentration/colour indicator	1.015		1.003-1.030
Reaction and pH Method:Double Indicator	5.0		5.0-8.0
Protein Method:Protein Error of pH indicators	Negative		Negative
Glucose Method:Double sequential enzymatic/GOD-PAP	Negative		Negative
Urobilinogen Method:Reagent strip/Reflectance photometry	Negative		0.2-1.0 mg%
Ketones Method:Strip method/Nitroprusside method	Negative		Negative
Blood Method:Peroxidase	Negative		Negative
Bile Salt Method:Hays Method	Negative		Negative
Bile Pigment Method:Fouchets Method	Negative		Negative
Microscopic Examination			
Pus cells (leukocytes) Method:Microscopy Of Sediment	1 - 2	/hpf	0-5 /hpf
RBC (erythrocytes) Method:Microscopy Of Sediment	Nil	/hpf	0-2 /hpf
Epithelial cells Method:Microscopy Of Sediment	Nil	/hpf	0-8 /hpf
Crystals Method:Microscopy Of Sediment	Nil	/lpf	Nil /lpf

Lab Timings (Weekdays) : 7.00 am to 8.30 pm
Sundays & Holidays : 7.00 am to 1.00 pm

Radiologists Timings (Weekdays) : 7.30 am to 1.30 pm
& 5.45 pm to 7.45 pm
Sundays & Holidays : 7.30 am to 9.30 am




PARKLINE DIAGNOSTICS PVT. LTD.

L.G. 3, 4 & 5, Bhuvana Towers, S.D. Road, Secunderabad - 500 003 Tel : 040-42038139, 27845852
7995421787, 7093445852 Email : parklinediagnostics@gmail.com www.parklinediagnostics.com



NABL Accredited
Certificate No.:MC-2566

TEST REPORT

Name : **MR.NAGARAJA AKULA [SPOUSE]** TID/SID : UMR1401877/ 27373106
Age / Gender : 32 Years / Male Registered on : 23-Mar-2024 / 07:22 AM
Ref.By : - Collected on : 23-Mar-2024 / 07:20 AM
Req.No  Reported on : 23-Mar-2024 / 12:47 PM
Reference : Medi Wheel
BIL4078433

DEPARTMENT OF CLINICAL PATHOLOGY

Complete Urine Examination (CUE), Urine

Investigation	Observed Value	Units	Biological Reference Interval
Casts	Nil	/lpf	Nil
Method:Microscopy Of Sediment			/lpf
Others	Nil		Nil
Method:Microscopy Of Sediment			

* Sample processed at Parkline

--- End Of Report ---



Yatish Sai

Dr. Yatish Sai Lanke
Regd. No: 00856
MD PATHOLOGY




PARKLINE DIAGNOSTICS PVT. LTD.

L.G. 3, 4 & 5, Bhuvana Towers, S.D. Road, Secunderabad - 500 003 Tel : 040-42038139, 27845852
7995421787, 7093445852 Email : parklinediagnostics@gmail.com www.parklinediagnostics.com



NABL Accredited
Certificate No.:MC-2566

TEST REPORT

Name : **MR.NAGARAJA AKULA [SPOUSE]** TID/SID : UMR1401877/ 27373104
Age / Gender : 32 Years / Male Registered on : 23-Mar-2024 / 07:22 AM
Ref.By : - Collected on : 23-Mar-2024 / 07:20 AM
Req.No  Reported on : 23-Mar-2024 / 12:42 PM
BIL4078433 Reference : Medi Wheel

DEPARTMENT OF HEMATOLOGY

Blood Grouping ABO And Rh Typing, EDTA Whole Blood

Parameter	Results
Blood Grouping (ABO)	O
Rh Typing (D)	POSITIVE -
Method:Agglutination	

* Sample processed at Parkline

--- End Of Report ---



Yatish Sai

Dr. Yatish Sai Lanke
Regd. No: 00856
MD PATHOLOGY




PARKLINE DIAGNOSTICS PVT. LTD.

L.G. 3, 4 & 5, Bhuvana Towers, S.D. Road, Secunderabad - 500 003 Tel : 040-42038139, 27845852
7995421787, 7093445852 Email : parklinediagnostics@gmail.com www.parklinediagnostics.com



NABL Accredited
Certificate No.:MC-2566

TEST REPORT

Name : **MR.NAGARAJA AKULA [SPOUSE]** TID/SID : UMR1401877/ 27373104
 Age / Gender : 32 Years / Male Registered on : 23-Mar-2024 / 07:22 AM
 Ref.By : - Collected on : 23-Mar-2024 / 07:20 AM
 Req.No  Reported on : 23-Mar-2024 / 11:14 AM
 BIL4078433 Reference : Medi Wheel

DEPARTMENT OF HEMATOLOGY

Complete Blood Picture (CBP), EDTA Whole Blood

Investigation	Observed Value	Units	Biological Reference Interval
Hemoglobin Method:Spectrophotometry	16.3	g/dL	13.0-17.0 g/dL
Erythrocyte Count(RBC) Method:Electrical Impedence	5.3	mill /cu.mm	4.5-5.5 mill /cu.mm
PCV/HCT Method:Numeric Integration	46	%	40-50 %
MCV Method:Calculated	87	fL	83-101 fL
MCH Method:Calculated	30.4	pg	27-32 pg
MCHC Method:Calculated	34.9	gm/dL	31.5-34.5 gm/dL
RDW (CV) Method:Calculated	13.0	%	11.6-14.0 %
Total WBC Count Method:Impedence flowcytometry/Light scattering	7.1	10 ³ /μL	4-10 10cap;3/μL 10 ³ /μL
Differential Count			
Neutrophils Method:Flowcytometry/Microscopy	42	%	40-80 %
Lymphocytes Method:Flowcytometry/Microscopy	50	%	20-40 %
Monocytes Method:Flowcytometry/Microscopy	4	%	2-10 %
Eosinophils Method:Flowcytometry/Microscopy	4	%	1-6 %
Basophils Method:Flowcytometry/Microscopy	0	%	0-2 %
Absolute Neutrophil Count	2.98	10 ³ /μL	2.0-7.0 10 ³ /μL
Absolute Lymphocyte Count	3.55	10 ³ /μL	1.0-3.0 10 ³ /μL

Lab Timings (Weekdays) : 7.00 am to 8.30 pm
Sundays & Holidays : 7.00 am to 1.00 pm

Radiologists Timings (Weekdays) : 7.30 am to 1.30 pm
& 5.45 pm to 7.45 pm
Sundays & Holidays : 7.30 am to 9.30 am




PARKLINE DIAGNOSTICS PVT. LTD.

L.G. 3, 4 & 5, Bhuvana Towers, S.D. Road, Secunderabad - 500 003 Tel : 040-42038139, 27845852
7995421787, 7093445852 Email : parklinediagnostics@gmail.com www.parklinediagnostics.com



NABL Accredited
Certificate No.:MC-2566

TEST REPORT

Name : **MR.NAGARAJA AKULA [SPOUSE]** TID/SID : UMR1401877/ 27373104
 Age / Gender : 32 Years / Male Registered on : 23-Mar-2024 / 07:22 AM
 Ref.By : - Collected on : 23-Mar-2024 / 07:20 AM
 Req.No  Reported on : 23-Mar-2024 / 11:14 AM
 BIL4078433 Reference : Medi Wheel

DEPARTMENT OF HEMATOLOGY

Complete Blood Picture (CBP), EDTA Whole Blood

Investigation	Observed Value	Units	Biological Reference Interval
Absolute Monocyte Count	0.28	10 ³ /μL	0.20-1.0 10 ³ /μL
Absolute Eosinophils Count	0.28	10 ³ /μL	0.02-0.5 10 ³ /μL
Absolute Basophil Count	00	10 ³ /μL	0.02-0.1 10 ³ /μL
Platelet Count	260	10 ³ /μL	150-410 10 ³ /μL
Method:Electrical Impedence			

Peripheral Smear

RBC Normocytic and Normochromic
 Method:Microscopy
 WBC Relative Lymphocytosis+.No abnormal cells seen.
 Method:Microscopy
 Platelets Discrete and adequate.Normal in morphology
 Method:Microscopy

* Sample processed at Parkline

--- End Of Report ---



Yatish Sai

Dr. Yatish Sai Lanke
Regd. No: 00856
MD PATHOLOGY




PARKLINE DIAGNOSTICS PVT. LTD.

L.G. 3, 4 & 5, Bhuvana Towers, S.D. Road, Secunderabad - 500 003 Tel : 040-42038139, 27845852
7995421787, 7093445852 Email : parklinediagnostics@gmail.com www.parklinediagnostics.com



NABL Accredited
Certificate No.:MC-2566

TEST REPORT

Name	: MR.NAGARAJA AKULA [SPOUSE]	TID/SID	: UMR1401877/ 27373104
Age / Gender	: 32 Years / Male	Registered on	: 23-Mar-2024 / 07:22 AM
Ref.By	: -	Collected on	: 23-Mar-2024 / 07:20 AM
Req.No	:  BIL4078433	Reported on	: 23-Mar-2024 / 11:14 AM
		Reference	: Medi Wheel

DEPARTMENT OF HEMATOLOGY

Erythrocyte Sedimentation Rate (ESR), Sodium Citrate Whole Blood

Investigation	Observed Value	Units	Biological Reference Intervals
ESR 1st Hour	09	mm/hour	0-10 mm/hour
Method:Westergren			

* Sample processed at Parkline

--- End Of Report ---



Yatish Sai

Dr. Yatish Sai Lanke
Regd. No: 00856
MD PATHOLOGY






PARKLINE DIAGNOSTICS PVT. LTD.

L.G. 3, 4 & 5, Bhuvana Towers, S.D. Road, Secunderabad - 500 003 Tel : 040-42038139, 27845852
7995421787, 7093445852 Email : parklinediagnostics@gmail.com www.parklinediagnostics.com

TEST REPORT

Name : **MR.NAGARAJA AKULA [SPOUSE]** TID/SID : UMR1401877/ 27373106F
Age / Gender : 32 Years / Male Registered on : 23-Mar-2024 / 07:22 AM
Ref.By : - Collected on : 23-Mar-2024 / 07:20 AM
Req.No  Reported on : 23-Mar-2024 / 14:57 PM
Reference : Medi Wheel
BIL4078433

DEPARTMENT OF CLINICAL CHEMISTRY I

Blood Urea Nitrogen (BUN), Serum

Investigation	Observed Value	Units	Biological Reference Interval
Blood Urea Nitrogen. Method:Calculated	8.6	mg/dL	7-23 mg/dL

Creatinine, Serum

Investigation	Observed Value	Units	Biological Reference Interval
Creatinine. Method:Alkaline Picrate	1.10	mg/dL	0.60-1.30 mg/dL

Glucose Urine Fasting

Investigation	Observed Value
Urine Glucose Fasting Method:Reagent strip/Reflectance photometry	Nil

* Sample processed at Parkline

--- End Of Report ---



Yatish Sai

Dr. Yatish Sai Lanke
Regd. No: 00856
MD PATHOLOGY




PARKLINE DIAGNOSTICS PVT. LTD.

L.G. 3, 4 & 5, Bhuvana Towers, S.D. Road, Secunderabad - 500 003 Tel : 040-42038139, 27845852
7995421787, 7093445852 Email : parklinediagnostics@gmail.com www.parklinediagnostics.com



NABL Accredited
Certificate No.:MC-2566

TEST REPORT

Name	: MR.NAGARAJA AKULA [SPOUSE]	TID/SID	: UMR1401877/ 27373107F
Age / Gender	: 32 Years / Male	Registered on	: 23-Mar-2024 / 07:22 AM
Ref.By	: -	Collected on	: 23-Mar-2024 / 07:20 AM
Req.No	:  BIL4078433	Reported on	: 23-Mar-2024 / 14:57 PM
		Reference	: Medi Wheel

DEPARTMENT OF CLINICAL CHEMISTRY I

Glucose Fasting (FBS), Sodium Fluoride Plasma

Investigation	Observed Value	Units	Biological Reference Interval
Glucose Fasting Method:GOD - PAP	155	mg/dL	Normal: <100 Impaired FG: 100-125 Diabetic : >/=126 mg/dL

* Sample processed at Parkline

--- End Of Report ---



Yatish Sai

Dr. Yatish Sai Lanke
Regd. No: 00856
MD PATHOLOGY






PARKLINE DIAGNOSTICS PVT. LTD.

L.G. 3, 4 & 5, Bhuvana Towers, S.D. Road, Secunderabad - 500 003 Tel : 040-42038139, 27845852
7995421787, 7093445852 Email : parklinediagnostics@gmail.com www.parklinediagnostics.com



NABL Accredited
Certificate No.:MC-2566

TEST REPORT

Name	: MR.NAGARAJA AKULA [SPOUSE]	TID/SID	: UMR1401877/ 27373107P
Age / Gender	: 32 Years / Male	Registered on	: 23-Mar-2024 / 07:22 AM
Ref.By	: -	Collected on	: 23-Mar-2024 / 07:20 AM
Req.No	:  BIL4078433	Reported on	: 23-Mar-2024 / 14:57 PM
		Reference	: Medi Wheel

DEPARTMENT OF CLINICAL CHEMISTRY I

Glucose Post Prandial (PPBS), Sodium Fluoride Plasma

Investigation	Observed Value	Units	Biological Reference Interval
Glucose Post Prandial Method:GOD - PAP	253	mg/dL	Normal : 90 - 140 Impaired Glucose Tolerance: 141-199 Diabetic : >/=200 mg/dL

* Sample processed at Parkline

--- End Of Report ---



Yatish Sai


Dr. Yatish Sai Lanke
Regd. No: 00856
MD PATHOLOGY



PARKLINE DIAGNOSTICS PVT. LTD.

L.G. 3, 4 & 5, Bhuvana Towers, S.D. Road, Secunderabad - 500 003 Tel : 040-42038139, 27845852
7995421787, 7093445852 Email : parklinediagnostics@gmail.com www.parklinediagnostics.com

TEST REPORT

Name : **MR.NAGARAJA AKULA [SPOUSE]** TID/SID : UMR1401877/ 27373104
Age / Gender : 32 Years / Male Registered on : 23-Mar-2024 / 07:22 AM
Ref.By : - Collected on : 23-Mar-2024 / 07:20 AM
Req.No  Reported on : 23-Mar-2024 / 14:57 PM
Reference : Medi Wheel
BIL4078433

DEPARTMENT OF CLINICAL CHEMISTRY I

Glycosylated Hemoglobin (HbA1C), EDTA Whole Blood

Investigation	Observed Value	Units	Biological Reference Interval
Glycosylated Haemoglobin Method:High Performance Liquid Chromatography(HPLC)	7.0	%	< 5.7% : Normal 5.7% - 6.4% : Prediabetes > 6.4% Diabetes
Mean Plasma Glucose (MPG) Estimate Method:Derived from HBA1c	154	mg/dL	Excellent Control : 90 to 120 Good Control : 121 to 150 Average Control : 151 to 180 Panic Value : > 211 mg/dL

Note:Mean Plasma Glucose is calculated from HBA1c value and it indicates Average Blood Sugar level over the past three months.

INTERPRETATION :

- Glycated hemoglobin (glycohemoglobin / HbA1c) is a form of hemoglobin (Hb) that is chemically linked to a sugar.
- A1c is measured primarily to determine the three-month average blood sugar level and can be used as a diagnostic test for diabetes mellitus and as an assessment test for glycemic control in people with diabetes.
- In diabetes, higher amounts of glycated hemoglobin, indicating poorer control of blood glucose levels, have been associated with cardiovascular disease, nephropathy, neuropathy, and retinopathy.
- American diabetes Association (ADA) recommends an A1C goal for many non pregnant adults of < 7% (without significant hypoglycemia). On the basis of provider judgment and patient preference, achievement of lower A1C levels than the goal of 7% may be acceptable, and even beneficial, if it can be achieved safely without significant hypoglycemia or other adverse effects of treatment. Less stringent A1C goals (such as < 8%) may be appropriate for patients with severe hypoglycemia, extensive co morbid conditions etc, or where the harms of treatment are greater than the benefits.
- Glycemic goals for some older adults might reasonably be relaxed as part of individualized care, but hyperglycemia leading to symptoms or risk of acute hyperglycemia complications should be avoided in all patients.

* Sample processed at Parkline

--- End Of Report ---



Yatish Sai

Dr. Yatish Sai Lanke
Regd. No: 00856
MD PATHOLOGY




PARKLINE DIAGNOSTICS PVT. LTD.

L.G. 3, 4 & 5, Bhuvana Towers, S.D. Road, Secunderabad - 500 003 Tel : 040-42038139, 27845852
7995421787, 7093445852 Email : parklinediagnostics@gmail.com www.parklinediagnostics.com



NABL Accredited
Certificate No.:MC-2566

TEST REPORT

Name : **MR.NAGARAJA AKULA [SPOUSE]** TID/SID : UMR1401877/ 27373105
Age / Gender : 32 Years / Male Registered on : 23-Mar-2024 / 07:22 AM
Ref.By : - Collected on : 23-Mar-2024 / 07:20 AM
Req.No  Reported on : 23-Mar-2024 / 13:25 PM
Reference : Medi Wheel
BIL4078433

DEPARTMENT OF CLINICAL CHEMISTRY I

Lipid Profile, Serum

Investigation	Observed Value	Units	Biological Reference Interval
Total Cholesterol Method:CHOD-PAP	254	mg/dL	Desirable Level: < 200 Borderline : 200 - 239 High : > 240 mg/dL
HDL Cholesterol Method:Enzymatic Reaction	35	mg/dL	<40:Major risk factor for heart disease 40-59:The higher,the better >=60:Considered protective against heart disease mg/dL
LDL Cholesterol Method:Calculated	135	mg/dL	< 100 mg/dL
VLDL Cholesterol Method:Calculated	84	mg/dL	10-55 mg/dL
Triglycerides Method:GPO-POD	607	mg/dL	Normal:<150 Borderline:150-199 High:200-499 Very High:>=500 mg/dL
Chol/HDL Ratio Method:Calculated	7.26		Normal : <4 Low risk : 4 - 6 High risk : >6
LDL Cholesterol/HDL Ratio Method:Calculated	3.86		Ideal : < 2 Good : 2 - 5 Bad : > 5
Note	Direct LDL measured		

* Sample processed at Parkline

--- End Of Report ---



Yatish Sai

Dr. Yatish Sai Lanke
Regd. No: 00856
MD PATHOLOGY




PARKLINE DIAGNOSTICS PVT. LTD.

L.G. 3, 4 & 5, Bhuvana Towers, S.D. Road, Secunderabad - 500 003 Tel : 040-42038139, 27845852
7995421787, 7093445852 Email : parklinediagnostics@gmail.com www.parklinediagnostics.com



NABL Accredited
Certificate No.:MC-2566

TEST REPORT

Name : **MR.NAGARAJA AKULA [SPOUSE]** TID/SID : UMR1401877/ 27373105
Age / Gender : 32 Years / Male Registered on : 23-Mar-2024 / 07:22 AM
Ref.By : - Collected on : 23-Mar-2024 / 07:20 AM
Req.No  Reported on : 23-Mar-2024 / 13:25 PM
Reference : Medi Wheel
BIL4078433

DEPARTMENT OF CLINICAL CHEMISTRY I

Liver Function Test (LFT), Serum

Investigation	Observed Value	Units	Biological Reference Interval
Total Bilirubin. Method:Diazo with sulphanilic acid	0.51	mg/dL	0.3-1.2 mg/dL
Direct Bilirubin. Method:Diazo with sulphanilic acid	0.15	mg/dL	0.00-0.40 mg/dL
Indirect Bilirubin. Method:Calculated	0.36	mg/dL	0.2-0.8 mg/dL
Alanine Aminotransferase ,(ALT/SGPT) Method:IFCC without P5P	34	U/L	10-40 U/L
Aspartate Aminotransferase,(AST/SGOT) Method:IFCC without P5P	24	U/L	10-40 U/L
ALP (Alkaline Phosphatase). Method:AMP-IFCC	57	U/L	30-115 U/L
PROTEINS			
Total Protein. Method:Biuret	7.68	g/dL	6.0-8.0 g/dL
Albumin. Method:Bromocresol Green (BCG)	4.71	g/dL	3.5-4.8 g/dL
Globulin. Method:Calculated	2.97	g/dL	2.3-3.5 g/dL
A/GRatio. Method:Calculated	1.59		0.8-2.0
Gamma GT. Method:IFCC-Enzymatic	37	U/L	7.0-50.0 U/L

* Sample processed at Parkline

--- End Of Report ---



Yatish Sai

Dr. Yatish Sai Lanke
Regd. No: 00856
MD PATHOLOGY




PARKLINE DIAGNOSTICS PVT. LTD.

L.G. 3, 4 & 5, Bhuvana Towers, S.D. Road, Secunderabad - 500 003 Tel : 040-42038139, 27845852
7995421787, 7093445852 Email : parklinediagnostics@gmail.com www.parklinediagnostics.com



NABL Accredited
Certificate No.:MC-2566

TEST REPORT

Name : **MR.NAGARAJA AKULA [SPOUSE]** TID/SID : UMR1401877/ 27373105
Age / Gender : 32 Years / Male Registered on : 23-Mar-2024 / 07:22 AM
Ref.By : - Collected on : 23-Mar-2024 / 07:20 AM
Req.No  Reported on : 23-Mar-2024 / 13:01 PM
BIL4078433 Reference : Medi Wheel

DEPARTMENT OF CLINICAL CHEMISTRY I

Thyroid Profile (T3,T4,TSH), Serum

Investigation	Observed Value	Units	Biological Reference Interval
Triiodothyronine Total (T3) Method:Enhanced chemiluminescence	1.72	ng/mL	0.970-1.69 ng/mL
Thyroxine Total (T4) Method:Enhanced chemiluminescence	11.4	µg/dL	5.53-11.0 µg/dL
Thyroid Stimulating Hormone (TSH) Method:Enhanced chemiluminescence	4.74	µIU/mL	0.400-4.049 µIU/mL

Note: Change in method and reference range
NOTE:

TSH - Reference ranges during pregnancy:*

1st Trimester : 0.10 - 2.50

2nd Trimester : 0.20 - 3.00

3dr Trimester : 0.30 - 3.00

*As per the Guidelines of American Thyroid Association for the diagnosis and management of thyroid disease during pregnancy and post partum.

1.Primary Hyperthyroidism is accompanied by elevated T3 & T4 values along with depressed TSH level.

2.Primary Hypothyroidism is accompanied by depressed T3 & T4 levels and elevated TSH levels.

3.Normal T4 levels accompanied by high T3 levels are seen in patients with T3 Thyrotoxicosis.

4.Slightly elevated T3 levels may be found in pregnancy and estrogen therapy, while depressed levels may be encountered in severe illness, malnutrition, renal failure and during therapy with drugs like propranolol and propylthiouracil.

5.Although elevated TSH levels are nearly always indicative of primary hypothyroidism, rarely they can result form TSH secreting pituitary tumors(secondary).

* Sample processed at Parkline

--- End Of Report ---



Yatish Sai

Dr. Yatish Sai Lanke
Regd. No: 00856
MD PATHOLOGY




PARKLINE DIAGNOSTICS PVT. LTD.

L.G. 3, 4 & 5, Bhuvana Towers, S.D. Road, Secunderabad - 500 003 Tel : 040-42038139, 27845852
7995421787, 7093445852 Email : parklinediagnostics@gmail.com www.parklinediagnostics.com



NABL Accredited
Certificate No.:MC-2566

TEST REPORT

Name	: MR.NAGARAJA AKULA [SPOUSE]	TID/SID	: UMR1401877/ 27373105
Age / Gender	: 32 Years / Male	Registered on	: 23-Mar-2024 / 07:22 AM
Ref.By	: -	Collected on	: 23-Mar-2024 / 07:20 AM
Req.No	:  BIL4078433	Reported on	: 23-Mar-2024 / 13:25 PM
		Reference	: Medi Wheel

DEPARTMENT OF CLINICAL CHEMISTRY I

Uric Acid, Serum

Investigation	Observed Value	Units	Biological Reference Interval
Uric Acid. Method:Uricase	5.14	mg/dL	2.5-8.0 mg/dL

* Sample processed at Parkline

--- End Of Report ---



Yatish Sai


Dr. Yatish Sai Lanke
Regd. No: 00856
MD PATHOLOGY



PARKLINE DIAGNOSTICS PVT. LTD.

L.G. 3, 4 & 5, Bhuvana Towers, S.D. Road, Secunderabad - 500 003 Tel : 040-42038139, 27845852
7995421787, 7093445852 Email : parklinediagnostics@gmail.com www.parklinediagnostics.com

TEST REPORT

Name	: MR.NAGARAJA AKULA [SPOUSE]	TID/SID	: UMR1401877/ 27373106
Age / Gender	: 32 Years / Male	Registered on	: 23-Mar-2024 / 07:22 AM
Ref.By	: -	Collected on	: 23-Mar-2024 / 07:20 AM
Req.No	:  BIL4078433	Reported on	: 23-Mar-2024 / 15:06 PM
		Reference	: Medi Wheel

DEPARTMENT OF HEALTH CHECKUP

Glucose Urine Post Prandial

Urine Glucose Post Prandial	0.5 G%	NIL
Method:Reagent strip/Reflectance photometry		

* Sample processed at Parkline

--- End Of Report ---



Yatish Sai

Dr. Yatish Sai Lanke
Regd. No: 00856
MD PATHOLOGY





PARKLINE DIAGNOSTICS PVT. LTD.

L.G. 3, 4 & 5, Bhuvana Towers, S.D. Road, Secunderabad - 500 003.

Tel : +91 40-42038139, 2784 5852, 7995421787, 7093445852,

Email parklinediagnostics@gmail.com www.parklinediagnostics.com



NABL Accredited
Certificate No.MC-2566

MEDICAL EXAMINATION REPORT

Name	Mr. Nagaleja Akula		Date :	23/3/24	
Company	Co medi wheel		Reg. No. :	4076433	
Contact No.	9014621076		Sex	<input checked="" type="checkbox"/> M	Age : <input type="checkbox"/> 32
Type	Pre-Emp		Emp. No.:	Spoun	
	Overseas		Height	172cm	
	Annual	<input checked="" type="checkbox"/>	Weight	80 kgs.	
Remarks	<p>H/o LE corneal operation in 2011 LE left 5 strbs LE colour vision absent RE normal</p> <p>Hypertension ⊕ Hyperglycaemia ⊕ c HbA1c - 7.0% . Advice follow up. - Hypercholesterolemia ⊕ . Advice follow up. - Hypertriglyceridemia ⊕ . Advice follow up. Elevated T₃ T₄ TSH level. Advice follow up. USG: rt. Non-obstructive renal calculus. Advice follow up.</p>				
Fitness Status	Medically Fit / Unfit		<p>Dr. PRIYANKA SANNIDHI Physician's Signature Regn. No. 11351</p>		

COMPREHENSIVE MEDICAL EXAMINATION REPORT

NAME Mr. Naga Raja Akula

AGE 22 yrs / male

MARITAL STATUS Married CHILDREN : M F

IDENTIFICATION (IF ANY) A mole on the lower lip.

PAST HISTORY

Any family H/o : High Blood Pressure, Heart Disease, Tuberculosis, Diabetes, Asthma, Cancer

Any personal H/o Major illness like : Typhoid..... NIL..... Jaundice..... NIL..... Etc.

Any H/o STD..... Skin infection..... NIL

H/o Blood Transfusion..... Recent Vaccination..... COVID-19 X 2 Doses

H/o Epilepsy..... NIL..... Giddiness..... NIL

H/o Surgery..... Fracture in the past..... NIL

Any Personal H/O.

High Blood Pressure, Heart Disease Tuberculosis, Diabetes, Asthma, Cancer

Drug Abuse, Drug Allergy, Micturition, Bowels, Alcohol, Smoking, Sleep, MC, Wt. Loss/Wt. Gain

Present illness / Medication

GENERAL EXAMINATION

Conjunctiva :	}	Bone, Joints :	<u>(N)</u>
Skin :		Nutritional Status :	<u>Well nourished</u>
Ears :		Lymph Nodes :	<u>NPD</u>
Nose :		Edema Feet :	<u>NIL</u>
Throat & Oral Cavity :		Varicose Veins :	<u>NIL</u>

Distant Vision : Near Vision :

Right Eye: 6/6

Right Eye: NB

With ~~glasses~~ / Without glasses

With ~~glasses~~ / Without glasses

left Eye: cft 5mts

left Eye: cft

with glasses / without glasses

with ~~glasses~~ / without glasses

H/o LE Corneal operative 2011

Colour Vision : RE normal
LE Abnormal

Dr. KATTA
M.B.B.S., D.O., F.R.C.
Regd: 8907

Ophthalmologist's Signature

Right Ear

Left Ear

Hearing :

Rinee's Test ;

Weber Test :

Discharge :

SYSTEMIC EXAMINATION

Pulse : 86 bpm

B.P. : 120/80mmHg

Lungs :

- A. Shape of Chest B/C symmetrical
- B. Breath Sounds B/C clear
- C. Adventitious Sounds NO

Heart :

- A. Sounds S1 S2 (A)
- B. Murmurs NO

Nervous System

Abdomen :

- A. Liver
 - B. Spleen
 - C. Piles
 - D. Any Lump
-] NAD

A. Higher Function :

B. Cranial Nerves :

C. Sensory System :

D. Motor System :

E. Jerks :

(N)

General :

- A. Hernia
 - B. Hydrocele
 - C. Varicocele
-] NAD

Breast :

Rt _____ Lt. _____

CANDIDATE'S DECLARATION

I hereby solemnly declare that I am not suffering from Asthma, Hypertension, Diabetes, Occult Psychological disorders or any other ailment which can be suppressed without my voluntary declaration.

Date :



Signature

Place :

Note : General Physical Examination and Investigation included in the health check-up Have certain limitations and may not be able to detect all latent and asymptomatic diseases. Any new symptoms developing after the health check-up or persisting thereafter should be brought to the attention of the treating physician.



PARKLINE DIAGNOSTICS PVT. LTD.

L.G. 3, 4 & 5, Bhuvana Towers, Sarojini Devi Road, Secunderabad - 500 003 Tel : 040 - 4203 8139, 2784 5852
7995421787, 7093445852 Email : parklinediagnostics@gmail.com...www.parklinediagnostics.com



NABL Accredited
Certificate No. MC-2566

ENT EXAMINATION

S. No. Mr. Nagaraja Akula Emp. No. :

Date 23/3/24

Name _____ Age 32 Yrs

Sex M/F

EARS :

Right

Left

EAC :

(N)

(N)

TM :

(N) (N)

(N) (N)

TFT :

Rinne's Ac > Bc

Ac > Bc

Waber's

ABC

Same as examination

NOSE :

DNS D (L)

THROAT :

AP TTF / PPin (N)

NECK :

No central / lateral neck swelling

IMPRESSION :

DNS D (L)

Consultant ENT

Dr. D. Hari Krishna Reddy
MS (ENT)
Head & Neck Surgeon
Reg. No: 88379

Name : A. Nagaraja (Parkline) Sex : M Age : 33

Date : 23/3/24

Pt. has come for routine dental checkup.



OPD No : 1810

O/E =
 =
 Calculus - +

Severe attrition

pt
 3 2 1 / 1 2 3

↑
 Dr. Khuran

 **Smilesss** 
 MULTI SPECIALITY DENTAL CLINIC
Smile Confidently... Not Confidentially...
 B.D.S, IMPLANTOLOGIST (USA)
 1-3-1, Rajamudaliar Street, Kalasiguda,
 Secunderabad, Cell : 8977910590,

--	--	--	--	--	--

--	--	--	--	--	--



PARKLINE DIAGNOSTICS PVT. LTD.

L.G. 3, 4 & 5, Bhuvana Towers, Sarojini Devi Road, Secunderabad - 500 003 Tel : 040 - 4203 8139, 2784 5852
7995421787, 7093445852 Email : parklinediagnostics@gmail.com www.parklinediagnostics.com

TEST REPORT

Name : Mr . NAGARAJA AKULA [SPOUSE]
Age / Gender : 32 Years / Male
Ref.By :
Req. No : BIL4078433

TID : UMR1401877
Registered on : 23-Mar-2024 07:22 AM
Reported On : 23-Mar-2024 09:18 AM
Reference : Medi Wheel

DEPARTMENT OF ULTRASOUND Ultrasound Whole Abdomen

LIVER : 15.1 cms. Normal in size and increased echotexture. No focal lesions.

No IHBD /CBD dilatation. Portal vein is normal in size.

SPLEEN : 9.6 cms. Normal in size and echotexture. No focal lesion seen.

GALL BLADDER : Well distended. No sludge / gall stones / sol.
Gall bladder -Wall thickness is normal.
No pericholecystic oedema.

PANCREAS : Normal in size and echotexture.No calcification / sol.
Pancreatic duct is normal. No peripancreatic fluid collection.


RIGHT KIDNEY : 9.5 x 3.8 cms.
Normal in size and echotexture.
Cortical thickness is normal.
Upper pole calculus measuring 3.3 mm.
Pelvi calyceal system is normal.

LEFT KIDNEY : 9.9 x 4.5 cms.
Normal in size and echotexture.
Cortical thickness is normal.
No evidence of calculi / sol.
Pelvi calyceal system is normal.

URINARY BLADDER : Well distended. Normal in contour.
Wall thickness is normal. No calculus / sol.

PROSTATE : Normal in size and echotexture.
No calcification / sol.
No pre or para aortic adenopathy / ascites noted.

IMPRESSION : Grade I fatty liver.
Right non obstructive renal calculus.
Clinical correlation.


Dr. SATHVINDER
MDR
Regd.No: 56064
Consultant Radiologist



PARKLINE DIAGNOSTICS PVT. LTD.

L.G. 3, 4 & 5, Bhuvana Towers, Sarojini Devi Road, Secunderabad - 500 003 Tel : 040 - 4203 8139, 2784 5852
7995421787, 7093445852 Email : parklinediagnostics@gmail.com www.parklinediagnostics.com

TEST REPORT

Name : Mr . NAGARAJA AKULA [SPOUSE]
Age / Gender : 32 Years / Male
Ref.By :
Req. No : BIL4078433

TID : UMR1401877
Registered on : 23-Mar-2024 07:22 AM
Reported On : 23-Mar-2024 08:36 AM
Reference : Medi Wheel

X-RAY CHEST PA VIEW

Lung fields are clear.

Cardia is normal.

Hila are normal.

C P angles are free.

Bony cage is normal.

Soft tissues are normal.

IMPRESSION : NORMAL CHEST X-RAY


Dr. SATHVINDER
MDRD
Regd.No: 56064
Consultant Radiologist

ID : 4078433
NAME : MR.NAGARAJU AKULA
AGE / SEX : 32 / MALE

HEIGHT (cm) : 172
WEIGHT (kg) : 80
PROTOCOL : BRUCE

REF. BY : MEDIWHEEL
DONE BY : DR.PRASHANT.P
TECHNICIAN : G.M.SURESH

CASE HISTORY :
MEDICATION :
OBJECT OF TEST : Routine Check Up.

RISK FACTOR : Diabetes.
ACTIVITY : Very Active.
OTHER INVESTIGATION : ECG
REASON FOR TERMINATION : TEST ACHIEVED
EXERCISE TOLERANCE : Good (> 10 METS).
EXERCISE INDUCED ARRHYTHMIAS : No.
HAEMO RESPONSE : Normal.
CHRONO RESPONSE : Normal.

FINAL IMPRESSION :

EXTRA COMMENTS :

Test negative

Dr. P. PRASHANT MARUTI
DM., Cardiology
Consultant Interventional Cardiologist
Reg. No. TSMC/FMR/25860

Confirmed By : _____

Signature

HR : 65 bpm
 P : 111 ms
 PR : 161 ms
 QRS : 86 ms
 QT/QTc : 370/387 ms
 P/QRS/T : 38/38/35 °
 RV5/SV1 : 0.927/0.667 mV

Diagnosis Information:
 Sinus Rhythm
 Normal ECG

Well

Dr. P. PRASHANT MARUTI
 DM., Cardiology
 Consultant Interventional Cardiologist
 Reg. No. TSMC/FMR/25860

Report Confirmed by:

