

Patient Name : Mr.MALLESH P	Collected : 29/Mar/2024 08:26AM
Age/Gender : 41 Y 0 M 24 D/M	Received : 29/Mar/2024 11:23AM
UHID/MR No : CKOR.0000252973	Reported : 29/Mar/2024 02:04PM
Visit ID : CKOROPV405298	Status : Final Report
Ref Doctor : Dr.SELF	Sponsor Name : ARCOFEMI HEALTHCARE LIMITED
Emp/Auth/TPA ID : bobS17737	

DEPARTMENT OF HAEMATOLOGY

ARCOFEMI - MEDIWHEEL - FULL BODY ANNUAL PLUS ABOVE 50Y MALE - 2D ECHO - PAN INDIA - FY2324

Test Name	Result	Unit	Bio. Ref. Range	Method
HEMOGRAM , WHOLE BLOOD EDTA				
HAEMOGLOBIN	15.8	g/dL	13-17	Spectrophotometer
PCV	46.60	%	40-50	Electronic pulse & Calculation
RBC COUNT	5.29	Million/cu.mm	4.5-5.5	Electrical Impedance
MCV	88.1	fL	83-101	Calculated
MCH	30	pg	27-32	Calculated
MCHC	34	g/dL	31.5-34.5	Calculated
R.D.W	14.2	%	11.6-14	Calculated
TOTAL LEUCOCYTE COUNT (TLC)	5,390	cells/cu.mm	4000-10000	Electrical Impedance
DIFFERENTIAL LEUCOCYtic COUNT (DLC)				
NEUTROPHILS	46.2	%	40-80	Electrical Impedance
LYMPHOCYTES	43.8	%	20-40	Electrical Impedance
EOSINOPHILS	3.5	%	1-6	Electrical Impedance
MONOCYTES	5.5	%	2-10	Electrical Impedance
BASOPHILS	1	%	<1-2	Electrical Impedance
ABSOLUTE LEUCOCYTE COUNT				
NEUTROPHILS	2490.18	Cells/cu.mm	2000-7000	Calculated
LYMPHOCYTES	2360.82	Cells/cu.mm	1000-3000	Calculated
EOSINOPHILS	188.65	Cells/cu.mm	20-500	Calculated
MONOCYTES	296.45	Cells/cu.mm	200-1000	Calculated
BASOPHILS	53.9	Cells/cu.mm	0-100	Calculated
Neutrophil lymphocyte ratio (NLR)	1.05		0.78- 3.53	Calculated
PLATELET COUNT	215000	cells/cu.mm	150000-410000	Electrical impedance
ERYTHROCYTE SEDIMENTATION RATE (ESR)	12	mm at the end of 1 hour	0-15	Modified Westergren
PERIPHERAL SMEAR				

RBCs: are normocytic normochromic



Dr. Vidya Aniket Gore
M.B.B.S,M.D(Pathology)
Consultant Pathologist



Dr Priya Murthy
M.B.B.S,M.D(Pathology)
Consultant Pathologist



SIN No:BED240086525

This test has been performed at Apollo Health & Lifestyle Lab, ARCOFEMI BANGALORE Laboratory

Apollo Health and Lifestyle Limited (CIN - U85110TG2000PLC115819)
Regd. Office: 1-10-60/62, Ashoka Raghupathi Chambers, 5th Floor, Begumpet, Hyderabad, Telangana - 500 016 |
www.apollohl.com | Email ID: enquiry@apollohl.com, Ph No: 040-4904 7777, Fax No: 4904 7744

APOLLO CLINICS NETWORK

Telangana: Hyderabad (AS Rao Nagar | Chanda Nagar | Kondapur | Nallakunta | Nizampet | Manikonda | Uppal) | Andhra Pradesh: Vizag (Seethamma Peta) | Karnataka: Bangalore (Basavanagudi | Bellandur | Electronics City | Fraser Town | HSR Layout | Indira Nagar | JP Nagar | Kundalahalli | Koramangala | Sarjapur Road) | Mysore (VV Mohalla) | Tamilnadu: Chennai (Annanagar | Kotturpuram | Mogappair | T Nagar | Valasaravakkam | Velachery) | Maharashtra: Pune (Aundh | Nigdi Pradhikaran | Viman Nagar | Wanowrie) | Uttar Pradesh: Ghaziabad (Indrapuram) | Gujarat: Ahmedabad (Satellite) | Punjab: Amritsar (Court Road) | Haryana: Faridabad (Railway Station Road)

Address:
323/100/123, Doddathangur Village, Neeladri Main Road,
Neeladri Nagar, Electronic city, Bengaluru,
Karnataka - 560034

 1860 500 7788
www.apolloclinic.com

Patient Name	: Mr.MALLESH P	Collected	: 29/Mar/2024 08:26AM
Age/Gender	: 41 Y 0 M 24 D/M	Received	: 29/Mar/2024 11:23AM
UHID/MR No	: CKOR.0000252973	Reported	: 29/Mar/2024 02:04PM
Visit ID	: CKOROPV405298	Status	: Final Report
Ref Doctor	: Dr.SELF	Sponsor Name	: ARCOFEMI HEALTHCARE LIMITED
Emp/Auth/TPA ID	: bobS17737		

DEPARTMENT OF HAEMATOLOGY

ARCOFEMI - MEDIWHEEL - FULL BODY ANNUAL PLUS ABOVE 50Y MALE - 2D ECHO - PAN INDIA - FY2324

WBCs: are normal in total number with normal distribution and morphology.

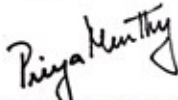
PLATELETS: appear adequate in number.

HEMOPARASITES: negative

IMPRESSION: NORMOCYTIC NORMOCHROMIC BLOOD PICTURE.



Dr. Vidya Aniket Gore
M.B.B.S,M.D(Pathology)
Consultant Pathologist



Dr Priya Murthy
M.B.B.S,M.D(Pathology)
Consultant Pathologist



SIN No:BED240086525

This test has been performed at Apollo Health & Lifestyle Ltd, ARCOFEMI BANGALORE Laboratory

Apollo Health and Lifestyle Limited (CIN - U85110TG2000PLC115819)
Regd. Office: 1-10-60/62, Ashoka Raghupathi Chambers, 5th Floor, Begumpet, Hyderabad, Telangana - 500 016 |
www.apollohl.com | Email ID: enquiry@apollohl.com, Ph No: 040-4904 7777, Fax No: 4904 7744

Address:
323/100/123, Doddathangur Village, Neeladri Main Road,
Neeladri Nagar, Electronic city, Bengaluru,
Karnataka - 560034

 **1860 500 7788**
www.apolloclinic.com

APOLLO CLINICS NETWORK
Telangana: Hyderabad (AS Rao Nagar | Chanda Nagar | Kondapur | Nallakunta | Nizampet | Manikonda | Uppal) | Andhra Pradesh: Vizag (Seethamma Peta) | Karnataka: Bangalore (Basavanagudi | Bellandur | Electronics City | Fraser Town | HSR Layout | Indira Nagar | JP Nagar | Kundalahalli | Koramangala | Sarjapur Road) | Mysore (VV Mohalla) | Tamilnadu: Chennai (Annanagar | Kotturpuram | Mogappair | T Nagar | Valasaravakkam | Velachery) | Maharashtra: Pune (Aundh | Nigdi Pradhikaran | Viman Nagar | Wanowrie) | Uttar Pradesh: Ghaziabad (Indrapuram) | Gujarat: Ahmedabad (Satellite) | Punjab: Amritsar (Court Road) | Haryana: Faridabad (Railway Station Road)

Patient Name : Mr.MALLESH P	Collected : 29/Mar/2024 08:26AM
Age/Gender : 41 Y 0 M 24 D/M	Received : 29/Mar/2024 11:23AM
UHID/MR No : CKOR.0000252973	Reported : 29/Mar/2024 02:19PM
Visit ID : CKOROPV405298	Status : Final Report
Ref Doctor : Dr.SELF	Sponsor Name : ARCOFEMI HEALTHCARE LIMITED
Emp/Auth/TPA ID : bobS17737	

DEPARTMENT OF HAEMATOLOGY

ARCOFEMI - MEDIWHEEL - FULL BODY ANNUAL PLUS ABOVE 50Y MALE - 2D ECHO - PAN INDIA - FY2324

Test Name	Result	Unit	Bio. Ref. Range	Method
BLOOD GROUP ABO AND RH FACTOR , WHOLE BLOOD EDTA				
BLOOD GROUP TYPE	B			Microplate Hemagglutination
Rh TYPE	Positive			Microplate Hemagglutination



Dr. Vidya Aniket Gore
M.B.B.S,M.D(Pathology)
Consultant Pathologist



Dr Priya Murthy
M.B.B.S,M.D(Pathology)
Consultant Pathologist



SIN No:BED240086525

This test has been performed at Apollo Health & Lifestyle Ltd, ARCOFEMI BANGALORE Laboratory

Apollo Health and Lifestyle Limited (CIN - U85110TG2000PLC115819)
Regd. Office: 1-10-60/62, Ashoka Raghupathi Chambers, 5th Floor, Begumpet, Hyderabad, Telangana - 500 016 |
www.apollohl.com | Email ID: enquiry@apollohl.com, Ph No: 040-4904 7777, Fax No: 4904 7744

Address:
323/100/123, Doddathangur Village, Neeladri Main Road,
Neeladri Nagar, Electronic city, Bengaluru,
Karnataka - 560034

 **1860 500 7788**
www.apolloclinic.com

Patient Name : Mr.MALLESH P	Collected : 29/Mar/2024 08:26AM
Age/Gender : 41 Y 0 M 24 D/M	Received : 29/Mar/2024 11:07AM
UHID/MR No : CKOR.0000252973	Reported : 29/Mar/2024 05:00PM
Visit ID : CKOROPV405298	Status : Final Report
Ref Doctor : Dr.SELF	Sponsor Name : ARCOFEMI HEALTHCARE LIMITED
Emp/Auth/TPA ID : bobS17737	

DEPARTMENT OF BIOCHEMISTRY

ARCOFEMI - MEDIWHEEL - FULL BODY ANNUAL PLUS ABOVE 50Y MALE - 2D ECHO - PAN INDIA - FY2324

Test Name	Result	Unit	Bio. Ref. Range	Method
GLUCOSE, FASTING , NAF PLASMA	122	mg/dL	70-100	HEXOKINASE

Comment:

As per American Diabetes Guidelines, 2023

Fasting Glucose Values in mg/dL	Interpretation
70-100 mg/dL	Normal
100-125 mg/dL	Prediabetes
≥126 mg/dL	Diabetes
<70 mg/dL	Hypoglycemia

Note:

- The diagnosis of Diabetes requires a fasting plasma glucose of $>$ or $=$ 126 mg/dL and/or a random / 2 hr post glucose value of $>$ or $=$ 200 mg/dL on at least 2 occasions.
- Very high glucose levels ($>$ 450 mg/dL in adults) may result in Diabetic Ketoacidosis & is considered critical.

Test Name	Result	Unit	Bio. Ref. Range	Method
GLUCOSE, POST PRANDIAL (PP), 2 HOURS , SODIUM FLUORIDE PLASMA (2 HR)	128	mg/dL	70-140	HEXOKINASE


Comment:


It is recommended that FBS and PPBS should be interpreted with respect to their Biological reference ranges and not with each other.

Conditions which may lead to lower postprandial glucose levels as compared to fasting glucose levels may be due to reactive hypoglycemia, dietary meal content, duration or timing of sampling after food digestion and absorption, medications such as insulin preparations, sulfonylureas, amylin analogues, or conditions such as overproduction of insulin.

Test Name	Result	Unit	Bio. Ref. Range	Method
HBA1C (GLYCATED HEMOGLOBIN) , WHOLE BLOOD EDTA				
HBA1C, GLYCATED HEMOGLOBIN	6.1	%		HPLC

Page 4 of 15


Govinda Raju N L
MSc, MPhil, (Phd)
Consultant Biochemist


Dr Priya Murthy
M.B.B.S, M.D(Pathology)
Consultant Pathologist



SIN No:EDT240040018

This test has been performed at Apollo Health & Lifestyle Ltd, RRL BANGALORE Laboratory
THIS TEST HAS BEEN PERFORMED AT APOLLO HEALTH AND LIFESTYLE LIMITED- RRL BANGALORE

Apollo Health and Lifestyle Limited (CIN - U85110TG2000PLC115819)
Regd. Office: 1-10-60/62, Ashoka Raghupathi Chambers, 5th Floor, Begumpet, Hyderabad, Telangana - 500 016 |
www.apollohl.com | Email ID: enquiry@apollohl.com, Ph No: 040-4904 7777, Fax No: 4904 7744

APOLLO CLINICS NETWORK

Telangana: Hyderabad (AS Rao Nagar | Chanda Nagar | Kondapur | Nallakunta | Nizampet | Manikonda | Uppal) | Andhra Pradesh: Vizag (Seethamma Peta) | Karnataka: Bangalore (Basavanagudi | Bellandur | Electronics City | Fraser Town | HSR Layout | Indira Nagar | JP Nagar | Kundalahalli | Koramangala | Sarjapur Road) | Mysore (VV Mohalla) | Tamilnadu: Chennai (Annanagar | Kotturpuram | Mogappair | T Nagar | Valasaravakkam | Velachery) | Maharashtra: Pune (Aundh | Nigdi Pradhikaran | Viman Nagar | Wanowrie) | Uttar Pradesh: Ghaziabad (Indrapuram) | Gujarat: Ahmedabad (Satellite) | Punjab: Amritsar (Court Road) | Haryana: Faridabad (Railway Station Road)

Address:
323/100/123, Doddathangur Village, Neeladri Main Road,
Neeladri Nagar, Electronic city, Bengaluru,
Karnataka - 560034


1860 500 7788
www.apolloclinic.com

Patient Name : Mr.MALLESH P	Collected : 29/Mar/2024 08:26AM
Age/Gender : 41 Y 0 M 24 D/M	Received : 29/Mar/2024 11:07AM
UHID/MR No : CKOR.0000252973	Reported : 29/Mar/2024 05:00PM
Visit ID : CKOROPV405298	Status : Final Report
Ref Doctor : Dr.SELF	Sponsor Name : ARCOFEMI HEALTHCARE LIMITED
Emp/Auth/TPA ID : bobS17737	

DEPARTMENT OF BIOCHEMISTRY

ARCOFEMI - MEDIWHEEL - FULL BODY ANNUAL PLUS ABOVE 50Y MALE - 2D ECHO - PAN INDIA - FY2324

ESTIMATED AVERAGE GLUCOSE (eAG)	128	mg/dL	Calculated
---------------------------------	-----	-------	------------

Comment:

Reference Range as per American Diabetes Association (ADA) 2023 Guidelines:

REFERENCE GROUP	HBA1C %
NON DIABETIC	<5.7
PREDIABETES	5.7 – 6.4
DIABETES	≥ 6.5
DIABETICS	
EXCELLENT CONTROL	6 – 7
FAIR TO GOOD CONTROL	7 – 8
UNSATISFACTORY CONTROL	8 – 10
POOR CONTROL	>10

Note: Dietary preparation or fasting is not required.

- HbA1C is recommended by American Diabetes Association for Diagnosing Diabetes and monitoring Glycemic Control by American Diabetes Association guidelines 2023.
- Trends in HbA1C values is a better indicator of Glycemic control than a single test.
- Low HbA1C in Non-Diabetic patients are associated with Anemia (Iron Deficiency/Hemolytic), Liver Disorders, Chronic Kidney Disease. Clinical Correlation is advised in interpretation of low Values.
- Falsely low HbA1c (below 4%) may be observed in patients with clinical conditions that shorten erythrocyte life span or decrease mean erythrocyte age. HbA1c may not accurately reflect glycemic control when clinical conditions that affect erythrocyte survival are present.
- In cases of Interference of Hemoglobin variants in HbA1C, alternative methods (Fructosamine) estimation is recommended for Glycemic Control
 - A: HbF >25%
 - B: Homozygous Hemoglobinopathy.
 (Hb Electrophoresis is recommended method for detection of Hemoglobinopathy)



Govinda Raju N L
MSc, MPhil, (Phd)
Consultant Biochemist



Dr Priya Murthy
M.B.B.S, M.D(Pathology)
Consultant Pathologist



SIN No:EDT240040018

This test has been performed at Apollo Health & Lifestyle Ltd, RRL BANGALORE Laboratory
THIS TEST HAS BEEN PERFORMED AT APOLLO HEALTH AND LIFESTYLE LIMITED- RRL BANGALORE

Apollo Health and Lifestyle Limited (CIN - U85110TG2000PLC115819)
Regd. Office: 1-10-60/62, Ashoka Raghupathi Chambers, 5th Floor, Begumpet, Hyderabad, Telangana - 500 016 |
www.apollohl.com | Email ID: enquiry@apollohl.com, Ph No: 040-4904 7777, Fax No: 4904 7744

Address:
323/100/123, Doddathangur Village, Neeladri Main Road,
Neeladri Nagar, Electronic city, Bengaluru,
Karnataka - 560034

 1860 500 7788
www.apolloclinic.com

APOLLO CLINICS NETWORK
Telangana: Hyderabad (AS Rao Nagar | Chanda Nagar | Kondapur | Nallakunta | Nizampet | Manikonda | Uppal) | Andhra Pradesh: Vizag (Seethamma Peta) | Karnataka: Bangalore (Basavanagudi | Bellandur | Electronics City | Fraser Town | HSR Layout | Indira Nagar | JP Nagar | Kundalahalli | Koramangala | Sarjapur Road) | Mysore (VV Mohalla) | Tamilnadu: Chennai (Annanagar | Kotturpuram | Mogappair | T Nagar | Valasaravakkam | Velachery) | Maharashtra: Pune (Aundh | Nigdi Pradhikaran | Viman Nagar | Wanowrie) | Uttar Pradesh: Ghaziabad (Indrapuram) | Gujarat: Ahmedabad (Satellite) | Punjab: Amritsar (Court Road) | Haryana: Faridabad (Railway Station Road)

Patient Name : Mr.MALLESH P	Collected : 29/Mar/2024 08:26AM
Age/Gender : 41 Y 0 M 24 D/M	Received : 29/Mar/2024 12:50PM
UHID/MR No : CKOR.0000252973	Reported : 29/Mar/2024 02:01PM
Visit ID : CKOROPV405298	Status : Final Report
Ref Doctor : Dr.SELF	Sponsor Name : ARCOFEMI HEALTHCARE LIMITED
Emp/Auth/TPA ID : bobS17737	

DEPARTMENT OF BIOCHEMISTRY

ARCOFEMI - MEDIWHEEL - FULL BODY ANNUAL PLUS ABOVE 50Y MALE - 2D ECHO - PAN INDIA - FY2324

Test Name	Result	Unit	Bio. Ref. Range	Method
LIPID PROFILE , SERUM				
TOTAL CHOLESTEROL	185	mg/dL	<200	CHO-POD
TRIGLYCERIDES	298	mg/dL	<150	GPO-POD
HDL CHOLESTEROL	33	mg/dL	40-60	Enzymatic Immunoinhibition
NON-HDL CHOLESTEROL	152	mg/dL	<130	Calculated
LDL CHOLESTEROL	92.5	mg/dL	<100	Calculated
VLDL CHOLESTEROL	59.6	mg/dL	<30	Calculated
CHOL / HDL RATIO	5.61		0-4.97	Calculated
ATHEROGENIC INDEX (AIP)	0.60		<0.11	Calculated

Comment:


Reference Interval as per National Cholesterol Education Program (NCEP) Adult Treatment Panel III Report.

	Desirable	Borderline High	High	Very High
TOTAL CHOLESTEROL	< 200	200 - 239	≥ 240	
TRIGLYCERIDES	<150	150 - 199	200 - 499	≥ 500
LDL	Optimal < 100; Near Optimal 100-129	130 - 159	160 - 189	≥ 190
HDL	≥ 60			
NON-HDL CHOLESTEROL	Optimal <130; Above Optimal 130-159	160-189	190-219	>220
ATHEROGENIC INDEX(AIP)	<0.11	0.12 – 0.20	>0.21	

Note:

1) Measurements in the same patient on different days can show physiological and analytical variations.


Govinda Raju N L
 MSc, MPhil, (Phd)
 Consultant Biochemist


Dr Priya Murthy
 M.B.B.S, M.D(Pathology)
 Consultant Pathologist



SIN No:SE04679906

This test has been performed at Apollo Health & Lifestyle Ltd, RRL BANGALORE Laboratory
 THIS TEST HAS BEEN PERFORMED AT APOLLO HEALTH AND LIFESTYLE LIMITED- RRL BANGALORE

Apollo Health and Lifestyle Limited (CIN - U85110TG2000PLC115819)
 Regd. Office: 1-10-60/62, Ashoka Raghupathi Chambers, 5th Floor, Begumpet, Hyderabad, Telangana - 500 016 |
 www.apollohl.com | Email ID: enquiry@apollohl.com, Ph No: 040-4904 7777, Fax No: 4904 7744

Address:
 323/100/123, Doddathangur Village, Neeladri Main Road,
 Neeladri Nagar, Electronic city, Bengaluru,
 Karnataka - 560034


1860 500 7788
 www.apolloclinic.com


APOLLO CLINICS NETWORK
 Telangana: Hyderabad (AS Rao Nagar | Chanda Nagar | Kondapur | Nallakunta | Nizampet | Manikonda | Uppal) | Andhra Pradesh: Vizag (Seethamma Peta) | Karnataka: Bangalore (Basavanagudi | Bellandur | Electronics City | Fraser Town | HSR Layout | Indira Nagar | JP Nagar | Kundalahalli | Koramangala | Sarjapur Road) | Mysore (VV Mohalla) | Tamilnadu: Chennai (Annanagar | Kotturpuram | Mogappair | T Nagar | Valasaravakkam | Velachery) | Maharashtra: Pune (Aundh | Nigdi Pradhikaran | Viman Nagar | Wanowrie) | Uttar Pradesh: Ghaziabad (Indrapuram) | Gujarat: Ahmedabad (Satellite) | Punjab: Amritsar (Court Road) | Haryana: Faridabad (Railway Station Road)

Patient Name	: Mr.MALLESH P	Collected	: 29/Mar/2024 08:26AM
Age/Gender	: 41 Y 0 M 24 D/M	Received	: 29/Mar/2024 12:50PM
UHID/MR No	: CKOR.0000252973	Reported	: 29/Mar/2024 02:01PM
Visit ID	: CKOROPV405298	Status	: Final Report
Ref Doctor	: Dr.SELF	Sponsor Name	: ARCOFEMI HEALTHCARE LIMITED
Emp/Auth/TPA ID	: bobS17737		

DEPARTMENT OF BIOCHEMISTRY

ARCOFEMI - MEDIWHEEL - FULL BODY ANNUAL PLUS ABOVE 50Y MALE - 2D ECHO - PAN INDIA - FY2324

- 2) NCEP ATP III identifies non-HDL cholesterol as a secondary target of therapy in persons with high triglycerides.
- 3) Primary prevention algorithm now includes absolute risk estimation and lower LDL Cholesterol target levels to determine eligibility of drug therapy.
- 4) Low HDL levels are associated with coronary heart disease due to insufficient HDL being available to participate in reverse cholesterol transport, the process by which cholesterol is eliminated from peripheral tissues.
- 5) As per NCEP guidelines, all adults above the age of 20 years should be screened for lipid status. Selective screening of children above the age of 2 years with a family history of premature cardiovascular disease or those with at least one parent with high total cholesterol is recommended.
- 6) VLDL, LDL Cholesterol Non-HDL Cholesterol, CHOL/HDL RATIO, LDL/HDL RATIO are calculated parameters when Triglycerides are below 400 mg/dl. When Triglycerides are more than 400 mg/dl LDL cholesterol is a direct measurement.
- 7) Triglycerides and HDL-cholesterol in Atherogenic index (AIP) reflect the balance between the atherogenic and protective lipoproteins. Clinical studies have shown that AIP (log (TG/HDL) & values used are in mmol/L) predicts cardiovascular risk and a useful measure of response to treatment (pharmacological intervention).


Govinda Raju N L
MSc, MPhil, (Phd)
Consultant Biochemist


Dr Priya Murthy
M.B.B.S., M.D (Pathology)
Consultant Pathologist



SIN No:SE04679906

This test has been performed at Apollo Health & Lifestyle Ltd, RRL BANGALORE Laboratory
THIS TEST HAS BEEN PERFORMED AT APOLLO HEALTH AND LIFESTYLE LIMITED- RRL BANGALORE

Apollo Health and Lifestyle Limited (CIN - U85110TG2000PLC115819)
Regd. Office: 1-10-60/62, Ashoka Raghupathi Chambers, 5th Floor, Begumpet, Hyderabad, Telangana - 500 016 |
www.apollohl.com | Email ID: enquiry@apollohl.com, Ph No: 040-4904 7777, Fax No: 4904 7744

APOLLO CLINICS NETWORK

Telangana: Hyderabad (AS Rao Nagar | Chanda Nagar | Kondapur | Nallakunta | Nizampet | Manikonda | Uppal) | Andhra Pradesh: Vizag (Seethamma Peta) | Karnataka: Bangalore (Basavanagudi | Bellandur | Electronics City | Fraser Town | HSR Layout | Indira Nagar | JP Nagar | Kundalahalli | Koramangala | Sarjapur Road) | Mysore (VV Mohalla) | Tamilnadu: Chennai (Annanagar | Kotturpuram | Mogappair | T Nagar | Valasaravakkam | Velachery) | Maharashtra: Pune (Aundh | Nigdi Pradhikaran | Viman Nagar | Wanowrie) | Uttar Pradesh: Ghaziabad (Indrapuram) | Gujarat: Ahmedabad (Satellite) | Punjab: Amritsar (Court Road) | Haryana: Faridabad (Railway Station Road)

Address:
323/100/123, Doddathangur Village, Neeladri Main Road,
Neeladri Nagar, Electronic city, Bengaluru,
Karnataka - 560034


1860 500 7788
www.apolloclinic.com

Patient Name : Mr.MALLESH P	Collected : 29/Mar/2024 08:26AM
Age/Gender : 41 Y 0 M 24 D/M	Received : 29/Mar/2024 12:50PM
UHID/MR No : CKOR.0000252973	Reported : 29/Mar/2024 02:01PM
Visit ID : CKOROPV405298	Status : Final Report
Ref Doctor : Dr.SELF	Sponsor Name : ARCOFEMI HEALTHCARE LIMITED
Emp/Auth/TPA ID : bobS17737	

DEPARTMENT OF BIOCHEMISTRY

ARCOFEMI - MEDIWHEEL - FULL BODY ANNUAL PLUS ABOVE 50Y MALE - 2D ECHO - PAN INDIA - FY2324

Test Name	Result	Unit	Bio. Ref. Range	Method
LIVER FUNCTION TEST (LFT) , SERUM				
BILIRUBIN, TOTAL	0.79	mg/dL	0.3-1.2	DPD
BILIRUBIN CONJUGATED (DIRECT)	0.15	mg/dL	<0.2	DPD
BILIRUBIN (INDIRECT)	0.64	mg/dL	0.0-1.1	Dual Wavelength
ALANINE AMINOTRANSFERASE (ALT/SGPT)	26	U/L	<50	IFCC
ASPARTATE AMINOTRANSFERASE (AST/SGOT)	25.0	U/L	<50	IFCC
ALKALINE PHOSPHATASE	84.00	U/L	30-120	IFCC
PROTEIN, TOTAL	8.09	g/dL	6.6-8.3	Biuret
ALBUMIN	4.74	g/dL	3.5-5.2	BROMO CRESOL GREEN
GLOBULIN	3.35	g/dL	2.0-3.5	Calculated
A/G RATIO	1.41		0.9-2.0	Calculated

Comment:

LFT results reflect different aspects of the health of the liver, i.e., hepatocyte integrity (AST & ALT), synthesis and secretion of bile (Bilirubin, ALP), cholestasis (ALP, GGT), protein synthesis (Albumin)

Common patterns seen:

1. Hepatocellular Injury:

- AST – Elevated levels can be seen. However, it is not specific to liver and can be raised in cardiac and skeletal injuries.
- ALT – Elevated levels indicate hepatocellular damage. It is considered to be most specific lab test for hepatocellular injury. Values also correlate well with increasing BMI.
- Disproportionate increase in AST, ALT compared with ALP.
- Bilirubin may be elevated.
- AST: ALT (ratio) – In case of hepatocellular injury AST: ALT > 1 in Alcoholic Liver Disease AST: ALT usually >2. This ratio is also seen to be increased in NAFLD, Wilson's diseases, Cirrhosis, but the increase is usually not >2.


2. Cholestatic Pattern:

- ALP – Disproportionate increase in ALP compared with AST, ALT.
- Bilirubin may be elevated.
- ALP elevation also seen in pregnancy, impacted by age and sex.
- To establish the hepatic origin correlation with GGT helps. If GGT elevated indicates hepatic cause of increased ALP.

3. Synthetic function impairment:

- Albumin- Liver disease reduces albumin levels.
- Correlation with PT (Prothrombin Time) helps.


Govinda Raju N L
 MSc, MPhil, (Phd)
 Consultant Biochemist


Dr Priya Murthy
 M.B.B.S, M.D(Pathology)
 Consultant Pathologist



SIN No:SE04679906

This test has been performed at Apollo Health & Lifestyle Ltd, RRL BANGALORE Laboratory
 THIS TEST HAS BEEN PERFORMED AT APOLLO HEALTH AND LIFESTYLE LIMITED- RRL BANGALORE

Apollo Health and Lifestyle Limited (CIN - U85110TG2000PLC115819)
 Regd. Office: 1-10-60/62, Ashoka Raghupathi Chambers, 5th Floor, Begumpet, Hyderabad, Telangana - 500 016 |
 www.apollohl.com | Email ID: enquiry@apollohl.com, Ph No: 040-4904 7777, Fax No: 4904 7744

APOLLO CLINICS NETWORK

Telangana: Hyderabad (AS Rao Nagar | Chanda Nagar | Kondapur | Nallakunta | Nizampet | Manikonda | Uppal) | Andhra Pradesh: Vizag (Seethamma Peta) | Karnataka: Bangalore (Basavanagudi | Bellandur | Electronics City | Fraser Town | HSR Layout | Indira Nagar | JP Nagar | Kundalahalli | Koramangala | Sarjapur Road) | Mysore (VV Mohalla) | Tamilnadu: Chennai (Annanagar | Kotturpuram | Mogappair | T Nagar | Valasaravakkam | Velachery) | Maharashtra: Pune (Aundh | Nigdi Pradhikaran | Viman Nagar | Wanowrie) | Uttar Pradesh: Ghaziabad (Indrapuram) | Gujarat: Ahmedabad (Satellite) | Punjab: Amritsar (Court Road) | Haryana: Faridabad (Railway Station Road)

Address:
 323/100/123, Doddathangur Village, Neeladri Main Road,
 Neeladri Nagar, Electronic city, Bengaluru,
 Karnataka- 560034


1860 500 7788
 www.apolloclinic.com

Patient Name : Mr.MALLESH P	Collected : 29/Mar/2024 08:26AM
Age/Gender : 41 Y 0 M 24 D/M	Received : 29/Mar/2024 12:50PM
UHID/MR No : CKOR.0000252973	Reported : 29/Mar/2024 02:01PM
Visit ID : CKOROPV405298	Status : Final Report
Ref Doctor : Dr.SELF	Sponsor Name : ARCOFEMI HEALTHCARE LIMITED
Emp/Auth/TPA ID : bobS17737	

DEPARTMENT OF BIOCHEMISTRY

ARCOFEMI - MEDIWHEEL - FULL BODY ANNUAL PLUS ABOVE 50Y MALE - 2D ECHO - PAN INDIA - FY2324

Test Name	Result	Unit	Bio. Ref. Range	Method
RENAL PROFILE/KIDNEY FUNCTION TEST (RFT/KFT) , SERUM				
CREATININE	1.12	mg/dL	0.67-1.17	Jaffe's, Method
UREA	15.20	mg/dL	17-43	GLDH, Kinetic Assay
BLOOD UREA NITROGEN	7.1	mg/dL	8.0 - 23.0	Calculated
URIC ACID	8.24	mg/dL	3.5-7.2	Uricase PAP
CALCIUM	9.50	mg/dL	8.8-10.6	Arsenazo III
PHOSPHORUS, INORGANIC	3.05	mg/dL	2.5-4.5	Phosphomolybdate Complex
SODIUM	139	mmol/L	136-146	ISE (Indirect)
POTASSIUM	4.6	mmol/L	3.5-5.1	ISE (Indirect)
CHLORIDE	105	mmol/L	101-109	ISE (Indirect)
PROTEIN, TOTAL	8.09	g/dL	6.6-8.3	Biuret
ALBUMIN	4.74	g/dL	3.5-5.2	BROMO CRESOL GREEN
GLOBULIN	3.35	g/dL	2.0-3.5	Calculated
A/G RATIO	1.41		0.9-2.0	Calculated


Govinda Raju N L
 MSc, MPhil, (Phd)
 Consultant Biochemist


Dr Priya Murthy
 M.B.B.S, M.D(Pathology)
 Consultant Pathologist



SIN No:SE04679906

This test has been performed at Apollo Health & Lifestyle Ltd, RRL BANGALORE Laboratory
 THIS TEST HAS BEEN PERFORMED AT APOLLO HEALTH AND LIFESTYLE LIMITED- RRL BANGALORE

Apollo Health and Lifestyle Limited (CIN - U85110TG2000PLC115819)
 Regd. Office: 1-10-60/62, Ashoka Raghupathi Chambers, 5th Floor, Begumpet, Hyderabad, Telangana - 500 016 |
 www.apollohl.com | Email ID: enquiry@apollohl.com, Ph No: 040-4904 7777, Fax No: 4904 7744

Address:
 323/100/123, Doddathangur Village, Neeladri Main Road,
 Neeladri Nagar, Electronic city, Bengaluru,
 Karnataka - 560034


1860 500 7788
 www.apolloclinic.com


APOLLO CLINICS NETWORK
 Telangana: Hyderabad (AS Rao Nagar | Chanda Nagar | Kondapur | Nallakunta | Nizampet | Manikonda | Uppal) | Andhra Pradesh: Vizag (Seethamma Peta) | Karnataka: Bangalore (Basavanagudi | Bellandur | Electronics City | Fraser Town | HSR Layout | Indira Nagar | JP Nagar | Kundalahalli | Koramangala | Sarjapur Road) | Mysore (VV Mohalla) | Tamilnadu: Chennai (Annanagar | Kotturpuram | Mogappair | T Nagar | Valasaravakkam | Velachery) | Maharashtra: Pune (Aundh | Nigdi Pradhikaran | Viman Nagar | Wanowrie) | Uttar Pradesh: Ghaziabad (Indrapuram) | Gujarat: Ahmedabad (Satellite) | Punjab: Amritsar (Court Road) | Haryana: Faridabad (Railway Station Road)


Patient Name : Mr.MALLESH P	Collected : 29/Mar/2024 08:26AM
Age/Gender : 41 Y 0 M 24 D/M	Received : 29/Mar/2024 12:50PM
UHID/MR No : CKOR.0000252973	Reported : 29/Mar/2024 02:01PM
Visit ID : CKOROPV405298	Status : Final Report
Ref Doctor : Dr.SELF	Sponsor Name : ARCOFEMI HEALTHCARE LIMITED
Emp/Auth/TPA ID : bobS17737	

DEPARTMENT OF BIOCHEMISTRY

ARCOFEMI - MEDIWHEEL - FULL BODY ANNUAL PLUS ABOVE 50Y MALE - 2D ECHO - PAN INDIA - FY2324

Test Name	Result	Unit	Bio. Ref. Range	Method
GAMMA GLUTAMYL TRANSPEPTIDASE (GGT) , SERUM	22.00	U/L	<55	IFCC


Govinda Raju N L
MSc, MPhil, (Phd)
Consultant Biochemist


Dr Priya Murthy
M.B.B.S, M.D(Pathology)
Consultant Pathologist



SIN No:SE04679906

This test has been performed at Apollo Health & Lifestyle Ltd, RRL BANGALORE Laboratory
THIS TEST HAS BEEN PERFORMED AT APOLLO HEALTH AND LIFESTYLE LIMITED- RRL BANGALORE

Apollo Health and Lifestyle Limited (CIN - U85110TG2000PLC115819)
Regd. Office: 1-10-60/62, Ashoka Raghupathi Chambers, 5th Floor, Begumpet, Hyderabad, Telangana - 500 016 |
www.apollohl.com | Email ID: enquiry@apollohl.com, Ph No: 040-4904 7777, Fax No: 4904 7744

Address:
323/100/123, Doddathangur Village, Neeladri Main Road,
Neeladri Nagar, Electronic city, Bengaluru,
Karnataka - 560034


1860 500 7788
www.apolloclinic.com

APOLLO CLINICS NETWORK
Telangana: Hyderabad (AS Rao Nagar | Chanda Nagar | Kondapur | Nallakunta | Nizampet | Manikonda | Uppal) | Andhra Pradesh: Vizag (Seethamma Peta) | Karnataka: Bangalore (Basavanagudi | Bellandur | Electronics City | Fraser Town | HSR Layout | Indira Nagar | JP Nagar | Kundalahalli | Koramangala | Sarjapur Road) | Mysore (VV Mohalla) | Tamilnadu: Chennai (Annanagar | Kotturpuram | Mogappair | T Nagar | Valasaravakkam | Velachery) | Maharashtra: Pune (Aundh | Nigdi Pradhikaran | Viman Nagar | Wanowrie) | Uttar Pradesh: Ghaziabad (Indrapuram) | Gujarat: Ahmedabad (Satellite) | Punjab: Amritsar (Court Road) | Haryana: Faridabad (Railway Station Road)

Patient Name : Mr.MALLESH P	Collected : 29/Mar/2024 08:26AM
Age/Gender : 41 Y 0 M 24 D/M	Received : 29/Mar/2024 12:43PM
UHID/MR No : CKOR.0000252973	Reported : 29/Mar/2024 02:10PM
Visit ID : CKOROPV405298	Status : Final Report
Ref Doctor : Dr.SELF	Sponsor Name : ARCOFEMI HEALTHCARE LIMITED
Emp/Auth/TPA ID : bobS17737	

DEPARTMENT OF IMMUNOLOGY

ARCOFEMI - MEDIWHEEL - FULL BODY ANNUAL PLUS ABOVE 50Y MALE - 2D ECHO - PAN INDIA - FY2324

Test Name	Result	Unit	Bio. Ref. Range	Method
THYROID PROFILE TOTAL (T3, T4, TSH) , SERUM				
TRI-IODOTHYRONINE (T3, TOTAL)	1.12	ng/mL	0.64-1.52	CMIA
THYROXINE (T4, TOTAL)	8.56	µg/dL	4.87-11.72	CMIA
THYROID STIMULATING HORMONE (TSH)	2.060	µIU/mL	0.35-4.94	CMIA


Comment:

For pregnant females	Bio Ref Range for TSH in uIU/ml (As per American Thyroid Association)
First trimester	0.1 - 2.5
Second trimester	0.2 - 3.0
Third trimester	0.3 - 3.0

- TSH is a glycoprotein hormone secreted by the anterior pituitary. TSH activates production of T3 (Triiodothyronine) and its prohormone T4 (Thyroxine). Increased blood level of T3 and T4 inhibit production of TSH.
- TSH is elevated in primary hypothyroidism and will be low in primary hyperthyroidism. Elevated or low TSH in the context of normal free thyroxine is often referred to as sub-clinical hypo- or hyperthyroidism respectively.
- Both T4 & T3 provides limited clinical information as both are highly bound to proteins in circulation and reflects mostly inactive hormone. Only a very small fraction of circulating hormone is free and biologically active.
- Significant variations in TSH can occur with circadian rhythm, hormonal status, stress, sleep deprivation, medication & circulating antibodies.

TSH	T3	T4	FT4	Conditions
High	Low	Low	Low	Primary Hypothyroidism, Post Thyroidectomy, Chronic Autoimmune Thyroiditis
High	N	N	N	Subclinical Hypothyroidism, Autoimmune Thyroiditis, Insufficient Hormone Replacement Therapy.
N/Low	Low	Low	Low	Secondary and Tertiary Hypothyroidism
Low	High	High	High	Primary Hyperthyroidism, Goitre, Thyroiditis, Drug effects, Early Pregnancy
Low	N	N	N	Subclinical Hyperthyroidism
Low	Low	Low	Low	Central Hypothyroidism, Treatment with Hyperthyroidism
Low	N	High	High	Thyroiditis, Interfering Antibodies
N/Low	High	N	N	T3 Thyrotoxicosis, Non thyroidal causes
High	High	High	High	Pituitary Adenoma; TSHoma/Thyrotropinoma


Govinda Raju N L
 MSc, MPhil, (Phd)
 Consultant Biochemist


Dr Priya Murthy
 M.B.B.S, M.D (Pathology)
 Consultant Pathologist



SIN No: SPL24058495

This test has been performed at Apollo Health & Lifestyle Ltd, RRL BANGALORE Laboratory
 THIS TEST HAS BEEN PERFORMED AT APOLLO HEALTH AND LIFESTYLE LIMITED- RRL BANGALORE

Apollo Health and Lifestyle Limited (CIN - U85110TG2000PLC115819)
 Regd. Office: 1-10-60/62, Ashoka Raghupathi Chambers, 5th Floor, Begumpet, Hyderabad, Telangana - 500 016 |
 www.apollohl.com | Email ID: enquiry@apollohl.com, Ph No: 040-4904 7777, Fax No: 4904 7744

APOLLO CLINICS NETWORK

Telangana: Hyderabad (AS Rao Nagar | Chanda Nagar | Kondapur | Nallakunta | Nizampet | Manikonda | Uppal) | Andhra Pradesh: Vizag (Seethamma Peta) | Karnataka: Bangalore (Basavanagudi | Bellandur | Electronics City | Fraser Town | HSR Layout | Indira Nagar | JP Nagar | Kundalahalli | Koramangala | Sarjapur Road) | Mysore (VV Mohalla) | Tamilnadu: Chennai (Annanagar | Kotturpuram | Mogappair | T Nagar | Valasaravakkam | Velachery) | Maharashtra: Pune (Aundh | Nigdi Pradhikaran | Viman Nagar | Wanowrie) | Uttar Pradesh: Ghaziabad (Indrapuram) | Gujarat: Ahmedabad (Satellite) | Punjab: Amritsar (Court Road) | Haryana: Faridabad (Railway Station Road)

Address:
 323/100/123, Doddathangur Village, Neeladri Main Road,
 Neeladri Nagar, Electronic city, Bengaluru,
 Karnataka - 560034

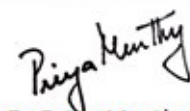

1860 500 7788
 www.apolloclinic.com

Patient Name	: Mr.MALLESH P	Collected	: 29/Mar/2024 08:26AM
Age/Gender	: 41 Y 0 M 24 D/M	Received	: 29/Mar/2024 12:43PM
UHID/MR No	: CKOR.0000252973	Reported	: 29/Mar/2024 02:10PM
Visit ID	: CKOROPV405298	Status	: Final Report
Ref Doctor	: Dr.SELF	Sponsor Name	: ARCOFEMI HEALTHCARE LIMITED
Emp/Auth/TPA ID	: bobS17737		

DEPARTMENT OF IMMUNOLOGY

ARCOFEMI - MEDIWHEEL - FULL BODY ANNUAL PLUS ABOVE 50Y MALE - 2D ECHO - PAN INDIA - FY2324


Govinda Raju N L
MSc, MPhil, (Phd)
Consultant Biochemist


Dr Priya Murthy
M.B.B.S, M.D(Pathology)
Consultant Pathologist



SIN No: SPL24058495

This test has been performed at Apollo Health & Lifestyle Ltd, RRL BANGALORE Laboratory
THIS TEST HAS BEEN PERFORMED AT APOLLO HEALTH AND LIFESTYLE LIMITED- RRL BANGALORE

Apollo Health and Lifestyle Limited (CIN - U85110TG2000PLC115819)
Regd. Office: 1-10-60/62, Ashoka Raghupathi Chambers, 5th Floor, Begumpet, Hyderabad, Telangana - 500 016 |
www.apollohl.com | Email ID: enquiry@apollohl.com, Ph No: 040-4904 7777, Fax No: 4904 7744

Address:
323/100/123, Doddathangur Village, Neeladri Main Road,
Neeladri Nagar, Electronic city, Bengaluru,
Karnataka - 560034


1860 500 7788
www.apolloclinic.com


APOLLO CLINICS NETWORK
Telangana: Hyderabad (AS Rao Nagar | Chanda Nagar | Kondapur | Nallakunta | Nizampet | Manikonda | Uppal) | Andhra Pradesh: Vizag (Seethamma Peta) | Karnataka: Bangalore (Basavanagudi | Bellandur | Electronics City | Fraser Town | HSR Layout | Indira Nagar | JP Nagar | Kundalahalli | Koramangala | Sarjapur Road) | Mysore (VV Mohalla) | Tamilnadu: Chennai (Annanagar | Kotturpuram | Mogappair | T Nagar | Valasaravakkam | Velachery) | Maharashtra: Pune (Aundh | Nigdi Pradhikaran | Viman Nagar | Wanowrie) | Uttar Pradesh: Ghaziabad (Indrapuram) | Gujarat: Ahmedabad (Satellite) | Punjab: Amritsar (Court Road) | Haryana: Faridabad (Railway Station Road)


Patient Name : Mr.MALLESH P	Collected : 29/Mar/2024 08:26AM
Age/Gender : 41 Y 0 M 24 D/M	Received : 29/Mar/2024 12:43PM
UHID/MR No : CKOR.0000252973	Reported : 29/Mar/2024 02:10PM
Visit ID : CKOROPV405298	Status : Final Report
Ref Doctor : Dr.SELF	Sponsor Name : ARCOFEMI HEALTHCARE LIMITED
Emp/Auth/TPA ID : bobS17737	

DEPARTMENT OF IMMUNOLOGY

ARCOFEMI - MEDIWHEEL - FULL BODY ANNUAL PLUS ABOVE 50Y MALE - 2D ECHO - PAN INDIA - FY2324

Test Name	Result	Unit	Bio. Ref. Range	Method
TOTAL PROSTATIC SPECIFIC ANTIGEN (tPSA) , SERUM	0.462	ng/mL	<4	CMIA


Govinda Raju N L
MSc, MPhil, (Phd)
Consultant Biochemist


Dr Priya Murthy
M.B.B.S, M.D(Pathology)
Consultant Pathologist



SIN No: SPL24058495

This test has been performed at Apollo Health & Lifestyle Ltd, RRL BANGALORE Laboratory
THIS TEST HAS BEEN PERFORMED AT APOLLO HEALTH AND LIFESTYLE LIMITED- RRL BANGALORE

Apollo Health and Lifestyle Limited (CIN - U85110TG2000PLC115819)
Regd. Office: 1-10-60/62, Ashoka Raghupathi Chambers, 5th Floor, Begumpet, Hyderabad, Telangana - 500 016 |
www.apollohl.com | Email ID: enquiry@apollohl.com, Ph No: 040-4904 7777, Fax No: 4904 7744

Address:
323/100/123, Doddathangur Village, Neeladri Main Road,
Neeladri Nagar, Electronic city, Bengaluru,
Karnataka - 560034


1860 500 7788
www.apolloclinic.com


APOLLO CLINICS NETWORK
Telangana: Hyderabad (AS Rao Nagar | Chanda Nagar | Kondapur | Nallakunta | Nizampet | Manikonda | Uppal) | Andhra Pradesh: Vizag (Seethamma Peta) | Karnataka: Bangalore (Basavanagudi | Bellandur | Electronics City | Fraser Town | HSR Layout | Indira Nagar | JP Nagar | Kundalahalli | Koramangala | Sarjapur Road) | Mysore (VV Mohalla) | Tamilnadu: Chennai (Annanagar | Kotturpuram | Mogappair | T Nagar | Valasaravakkam | Velachery) | Maharashtra: Pune (Aundh | Nigdi Pradhikaran | Viman Nagar | Wanowrie) | Uttar Pradesh: Ghaziabad (Indrapuram) | Gujarat: Ahmedabad (Satellite) | Punjab: Amritsar (Court Road) | Haryana: Faridabad (Railway Station Road)

Patient Name : Mr.MALLESH P	Collected : 29/Mar/2024 08:25AM
Age/Gender : 41 Y 0 M 24 D/M	Received : 29/Mar/2024 04:23PM
UHID/MR No : CKOR.0000252973	Reported : 29/Mar/2024 04:49PM
Visit ID : CKOROPV405298	Status : Final Report
Ref Doctor : Dr.SELF	Sponsor Name : ARCOFEMI HEALTHCARE LIMITED
Emp/Auth/TPA ID : bobS17737	

DEPARTMENT OF CLINICAL PATHOLOGY

ARCOFEMI - MEDIWHEEL - FULL BODY ANNUAL PLUS ABOVE 50Y MALE - 2D ECHO - PAN INDIA - FY2324

Test Name	Result	Unit	Bio. Ref. Range	Method
COMPLETE URINE EXAMINATION (CUE) , URINE				
PHYSICAL EXAMINATION				
COLOUR	PALE YELLOW		PALE YELLOW	Visual
TRANSPARENCY	CLEAR		CLEAR	Visual
pH	5.5		5-7.5	DOUBLE INDICATOR
SP. GRAVITY	1.015		1.002-1.030	Bromothymol Blue
BIOCHEMICAL EXAMINATION				
URINE PROTEIN	POSITIVE +		NEGATIVE	PROTEIN ERROR OF INDICATOR
GLUCOSE	NEGATIVE		NEGATIVE	GLUCOSE OXIDASE
URINE BILIRUBIN	NEGATIVE		NEGATIVE	AZO COUPLING REACTION
URINE KETONES (RANDOM)	NEGATIVE		NEGATIVE	SODIUM NITRO PRUSSIDE
UROBILINOGEN	NORMAL		NORMAL	MODIFIED EHRlich REACTION
NITRITE	NEGATIVE		NEGATIVE	Diazotization
LEUCOCYTE ESTERASE	NEGATIVE		NEGATIVE	LEUCOCYTE ESTERASE
CENTRIFUGED SEDIMENT WET MOUNT AND MICROSCOPY				
PUS CELLS	2-3	/hpf	0-5	Microscopy
EPITHELIAL CELLS	1-2	/hpf	<10	MICROSCOPY
RBC	NIL	/hpf	0-2	MICROSCOPY
CASTS	NIL		0-2 Hyaline Cast	MICROSCOPY
CRYSTALS	ABSENT		ABSENT	MICROSCOPY



Dr Priya Murthy
M.B.B.S.,M.D(Pathology)
Consultant Pathologist



SIN No:UR2319408

This test has been performed at Apollo Health & Lifestyle Ltd, RRL BANGALORE Laboratory

THIS TEST HAS BEEN PERFORMED AT APOLLO HEALTH AND LIFESTYLE LIMITED- RRL BANGALORE

Apollo Health and Lifestyle Limited (CIN - U85110TG2000PLC115819)
Regd. Office: 1-10-60/62, Ashoka Raghupathi Chambers, 5th Floor, Begumpet, Hyderabad, Telangana - 500 016 |
www.apollohl.com | Email ID: enquiry@apollohl.com, Ph No: 040-4904 7777, Fax No: 4904 7744

APOLLO CLINICS NETWORK

Telangana: Hyderabad (AS Rao Nagar | Chanda Nagar | Kondapur | Nallakunta | Nizampet | Manikonda | Uppal) | Andhra Pradesh: Vizag (Seethamma Peta) | Karnataka: Bangalore (Basavanagudi | Bellandur | Electronics City | Fraser Town | HSR Layout | Indira Nagar | JP Nagar | Kundalahalli | Koramangala | Sarjapur Road) | Mysore (VV Mohalla) | Tamilnadu: Chennai (Annanagar | Kotturpuram | Mogappair | T Nagar | Valasaravakkam | Velachery) | Maharashtra: Pune (Aundh | Nigdi Pradhikaran | Viman Nagar | Wanowrie) | Uttar Pradesh: Ghaziabad (Indrapuram) | Gujarat: Ahmedabad (Satellite) | Punjab: Amritsar (Court Road) | Haryana: Faridabad (Railway Station Road)

Address:
323/100/123, Doddathangur Village, Neeladri Main Road,
Neeladri Nagar, Electronic city, Bengaluru,
Karnataka - 560034

 1860 500 7788
www.apolloclinic.com

Patient Name : Mr.MALLESH P	Collected : 29/Mar/2024 08:25AM
Age/Gender : 41 Y 0 M 24 D/M	Received : 29/Mar/2024 04:23PM
UHID/MR No : CKOR.0000252973	Reported : 29/Mar/2024 06:50PM
Visit ID : CKOROPV405298	Status : Final Report
Ref Doctor : Dr.SELF	Sponsor Name : ARCOFEMI HEALTHCARE LIMITED
Emp/Auth/TPA ID : bobS17737	

DEPARTMENT OF CLINICAL PATHOLOGY

ARCOFEMI - MEDIWHEEL - FULL BODY ANNUAL PLUS ABOVE 50Y MALE - 2D ECHO - PAN INDIA - FY2324

Test Name	Result	Unit	Bio. Ref. Range	Method
URINE GLUCOSE(POST PRANDIAL)	NEGATIVE		NEGATIVE	Dipstick

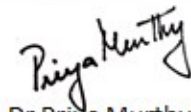
Test Name	Result	Unit	Bio. Ref. Range	Method
URINE GLUCOSE(FASTING)	NEGATIVE		NEGATIVE	Dipstick

*** End Of Report ***

Result/s to Follow:
PERIPHERAL SMEAR



Dr. Vidya Aniket Gore
M.B.B.S,M.D(Pathology)
Consultant Pathologist



Dr Priya Murthy
M.B.B.S,M.D(Pathology)
Consultant Pathologist



SIN No:UF011505

This test has been performed at Apollo Health & Lifestyle Ltd, ARCOFEMI BANGALORE Laboratory

Patient Name	: Mr. Mallesh P	Age	: 41 Y/M
UHID	: CKOR.0000252973	OP Visit No	: CKOROPV405298
Conducted By:	:	Conducted Date	: 09-04-2024 15:50
Referred By	: SELF		

Name : Mr. Mallesh P

Age: 41 Y

UHID:CKOR.0000252973

Sex: M

Address : kmg

OP Number:CKOROPV405298

Plan : ARCOFEMI MEDIWHEEL MALE AHC CREDIT PAN INDIA OP AGREEMENT

Bill No :CKOR-OCR-81843

Date : 29.03.2024 08:22

Sno	Service Type/ServiceName	Department
1	ARCOFEMI - MEDIWHEEL - FULL BODY ANNUAL PLUS ABOVE 50Y MALE - 2D ECHO - PAN INDIA - FY2324	
✓1	GAMMA GLUTAMYL TRANSFERASE (GGT)	
✓2	PROSTATIC SPECIFIC ANTIGEN (PSA TOTAL)	
✓3	2 D ECHO	
✓4	LIVER FUNCTION TEST (LFT)	
✓5	GLUCOSE, FASTING	
✓6	HEMOGRAM + PERIPHERAL SMEAR	
7	DIET CONSULTATION	
✓8	COMPLETE URINE EXAMINATION	
✓9	URINE GLUCOSE(POST PRANDIAL)	
✓10	PERIPHERAL SMEAR	
✓11	ECG	14
✓12	RENAL PROFILE/RENAL FUNCTION TEST (RFT/KFT)	
13	DENTAL CONSULTATION → (15)	
✓14	GLUCOSE, POST PRANDIAL (PP), 2 HOURS (POST MEAL)	
✓15	URINE GLUCOSE(FASTING)	
✓16	HbA1c, GLYCATED HEMOGLOBIN	11
✓17	X-RAY CHEST PA	
18	ENT CONSULTATION → (23) Dr. vijaya	21
19	FITNESS BY GENERAL PHYSICIAN	
✓20	BLOOD GROUP ABO AND RH FACTOR	
✓21	LIPID PROFILE	
22	BODY MASS INDEX (BMI)	
✓23	OPHTHAL BY GENERAL PHYSICIAN	
✓24	ULTRASOUND - WHOLE ABDOMEN	18
✓25	THYROID PROFILE (TOTAL T3, TOTAL T4, TSH)	

26. physio - (17)

27. Audio - (19)

Wt - 74.2 kg

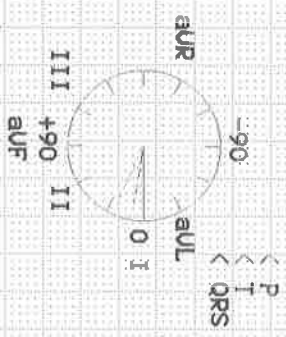
Ht - 175 cm

BP - 120/80

PR - 62 bpm

ARROW CE


AGE: 41
 Measurement results:
 QRS : 100 ms
 QT/QTcB : 402 / 430 ms
 PR : 120 ms
 P : 94 ms
 RR/PP : 874 / 870 ms
 P/ORS/T : 25 / 0 / 10 degrees
 QTd/QTcBd : 34 / 36 ms
 Sokolow : 1.8 mV
 NK : 10



Interpretation:

ASR

Unconfirmed report.



Patient Name	: Mr. Malleth P	Age	: 41 Y/M
UHID	: CKOR.0000252973	OP Visit No	: CKOROPV405298
Reported By:	: Dr. MOHAN MURALI	Conducted Date	: 29-03-2024 13:07
Referred By	: SELF		

ECG REPORT

Observation :-

1. Normal Sinus Rhythm.
2. Heart rate is 68 beats per minutes.
3. No pathological Q wave or S-T,T changes seen.
4. Normal P,Q,R,S,T waves and axis.
5. No evidence of chamber, hypertrophy or enlargement seen.

Impression:

NORMAL RESTING ECG.

Dr MOHAN MURALI
CARDIOLOGIST

NOTE:KINDLY TAKE A PHOTOCOPY OF THE GRAPH
FOR FUTURE REFERENCE IF NEEDED.

----- END OF THE REPORT -----

Patient Name	: Mr. Malleth P	Age	: 41 Y M
UHID	: CKOR.0000252973	OP Visit No	: CKOROPV405298
Reported on	: 29-03-2024 13:28	Printed on	: 29-03-2024 13:41
Adm/Consult Doctor	:	Ref Doctor	: SELF

DEPARTMENT OF RADIOLOGY

X-RAY CHEST PA

Both lungs fields appear normal.

Both hila are normal.

Both costophrenic and cardiophrenic angles are normal.


The cardiac mediastinal shadows appear normal.

Bones and soft tissues appear normal.

IMPRESSION : NORMAL STUDY.

Printed on:29-03-2024 13:28

---End of the Report---


For **Dr. VINOD P JOSEPH**
MBBS, DNB, DMRD
Radiology

OPHTHAL REPORT

NAME: Malleesh P
AGE: 41 GENDER: MALE/FEMALE

RIGHT EYE

	SPH	CYL	AXIS	VA
DV		Plano		6/6
NV	+1.25	—	—	NG

LEFT EYE

	SPH	CYL	AXIS	VA
DV		Plano		6/6
NV	+1.25	—	—	NG

REMARK: reading glass

DATE: 29/03/24

cha
OPTOMETRIST

BRING THIS PRESCRIPTION IN YOUR NEXT VISIT

Patient Name : Mr.Mallesh P

Patient ID:252973

Age : 41Year(s)

Sex : Male

Referring Doctor : H/C

Date :29.03.2024

ULTRASOUND ABDOMEN AND PELVIS

FINDINGS:

Liver is normal in size and shows normal echotexture. No biliary dilatation. No focal lesion
CBD is not dilated. **Portal vein** is normal in size, course and calibre.

Gall bladder is normal without evidence of calculi, wall thickening or pericholecystic fluid.

Pancreas to the extent visualized, appears normal in size, contour and echogenicity

Spleen is normal in size, shape, contour and echopattern. No evidence of mass or focal lesions.

Right Kidney is normal in size, position, shape and echopattern. Corticomedullary differentiation is maintained. No evidence of calculi or hydronephrosis.

Left Kidney is normal in size, position, shape and echopattern. Corticomedullary differentiation is maintained. No evidence of calculi or hydronephrosis.

Urinary Bladder is well distended. Wall thickness is normal. No evidence of calculi, mass or mural lesion.

Prostate: normal in size and echotexture.

There is no ascites.

IMPRESSION: NO SIGNIFICANT ABNORMALITIES DETECTED.

DR VINOD JOSEPH DNB,DMRD
RADIOLOGIST

NAME: Mr. MALLESH P

AGE: 41Y

SEX: MALE

DATE: 29/03/2024

ECHOCARDIOGRAPHY REPORT

MEASUREMENT

AO - 27(20 - 35)mm	LIVD d -47(36-52)mm	IVS - 10(06 - 11)mm
LA -25(19- 40)mm	LVID s -39(23- 39)mm	PWD -11(06- 11)mm
EF - 60 (>50%)	RVID-24	

VALVES

Mitral Valve : Normal ,
Aortic Valve : NORMAL,
Tricuspid Valve : Normal, TRIVIAL TR, RVSP - 20 mmHG
Pulmonary Valve : Normal,

CHAMBERS

Left Atrium : Normal
Right Atrium : Normal
Left Ventricle : Normal ,
Right Ventricle : Normal

SEPTAE

IVS : Intact
IAS : Intact

GREAT ARTERIES

Aorta : Normal
Pulmonary Artery : Normal

DOPPLER DATA

Mitral : E > A , 0.8 / 0.5
Aortic : Normal , 1.0 m/s
Tricuspid : Normal , 0.4 / 0.6
Pulmonary : Normal, 1.10

WALL MOTION ABNORMALITIES : No RWMA

Pericardium : Normal

FINAL DIAGNOSIS

**NORMAL CHAMBERS AND VALVES
NO RWMA AT REST, LV EF - 60 %
NORMAL DIASTOLIC FUNCTION
NO OBVIOUS CLOTS/ EFFUSION/ VEGETATION**



**DR. MOHAN MURALI
DNB(MED), DNB(CARDIOLOGY)
CONSULTANT CARDIOLOGIST**

Original OP Credit Bill

Name : Mr. Mallesh P
Age/Gender : 41 Y M
Contact No : +919481250263
Address : kmg
UHID : CKOR.0000252973

Bill No : CKOR-OCR-81843
Bill/Reg Date : 29.03.2024 08:22
Referred by : SELF
Center : Koramangala
Emp No/Auth Code : bobS17737



CKOR.0000252973

Corporate Name : ARCOFEMI HEALTHCARE LIMITED
Plan : ARCOFEMI MEDIWHEEL MALE AHC CREDIT PAN INDIA OP AGREEMENT

#	Department	Service Name	Qty	Rate	Discount	Amount
1	Package Charges	ARCOFEMI - MEDIWHEEL - FULL BODY ANNUAL PLUS ABOVE 50Y MALE - 2D ECHO - PAN INDIA - FY2324	1	2,300.00	0.00	2,300.00

Bill Amount: 2,300.00
Total Discount: 0.00
Net Payment: 0.00
Corporate Due: 2,300.00

Received with thanks: Zero Rupees only

Authorized Signature :(Tejaswini M)

प्रति,

समन्वयक,
Mediwheel (Arcofemi Healthcare Limited)
हेल्पलाइन नंबर: 011-41195959

महोदय/ महोदया,

विषय: बैंक ऑफ़ बड़ौदा के कर्मचारियों के लिए वार्षिक स्वास्थ्य जांच।

हम आपको सूचित करना चाहते हैं कि हमारे कर्मचारी की पत्नी/पति जिनके विवरण निम्नानुसार हैं हमारे करार के अनुसार आपके द्वारा उपलब्ध कराई गई कैशलेस वार्षिक स्वास्थ्य जांच सुविधा का लाभ लेना चाहते हैं।

स्वास्थ्य जांच लाभार्थी के विवरण	
नाम	MALLESH P
जन्म की तारीख	05-03-1983
कर्मचारी की पत्नी/पति के स्वास्थ्य जांच की प्रस्तावित तारीख	29-03-2024
बुकिंग संदर्भ सं.	23M115049100107028S
पत्नी/पति के विवरण	
कर्मचारी का नाम	MRS. M N LAKSHMAMMA
कर्मचारी की क.कू.संख्या	115049
कर्मचारी का पद	HEAD CASHIER "E" _II
कर्मचारी के कार्य का स्थान	BANGALORE, HSR LAYOUT
कर्मचारी के जन्म की तारीख	04-01-1992

यह अनुमोदन/ संस्तुति पत्र तभी वैध माना जाएगा जब इसे बैंक ऑफ़ बड़ौदा के कर्मचारी आईडी कार्ड की प्रति के साथ प्रस्तुत किया जाएगा। यह अनुमोदन पत्र दिनांक 28-03-2024 से 31-03-2024 तक मान्य है। इस पत्र के साथ किए जाने वाले चिकित्सा जांच की सूची अनुलग्नक के रूप में दी गई है। कृपया नोट करें कि उक्त स्वास्थ्य जांच हमारी टाई-अप व्यवस्था के अनुसार कैशलेस सुविधा है। हम अनुरोध करते हैं कि आप हमारे कर्मचारी के पत्नी/पति की स्वास्थ्य जांच संबंधी आवश्यकताओं पर उचित कार्रवाई करें तथा इस संबंध में अपनी सर्वोच्च प्राथमिकता तथा सर्वोत्तम संसाधन उपलब्ध कराएं। उपर्युक्त सारणी में दी गई कर्मचारी कूट संख्या एवं बुकिंग संदर्भ संख्या का उल्लेख अनिवार्य रूप से इनवॉइस में किया जाना चाहिए।

हम इस संबंध में आपके सहयोग की अपेक्षा करते हैं।

भवदीय,

हस्ता/-

(मुख्य महाप्रबंधक)

मानव संसाधन प्रबंधन विभाग

बैंक ऑफ़ बड़ौदा

(नोट: यह कंप्यूटर द्वारा जनरेट किया गया पत्र है। हस्ताक्षर की आवश्यकता नहीं है। कृपया किसी भी स्पष्टीकरण के लिए Mediwheel (Arcofemi Healthcare Limited) से संपर्क करें।)





To,

The Coordinator,
Mediwheel (Arcofemi Healthcare Limited)
Helpline number: 011- 41195959

Dear Sir / Madam,

Sub: Annual Health Checkup for the employees of Bank of Baroda

This is to inform you that the following spouse of our employee wishes to avail the facility of Cashless Annual Health Checkup provided by you in terms of our agreement.

PARTICULARS OF HEALTH CHECK UP BENEFICIARY	
NAME	MALLESH P
DATE OF BIRTH	05-03-1983
PROPOSED DATE OF HEALTH CHECKUP FOR EMPLOYEE SPOUSE	29-03-2024
BOOKING REFERENCE NO.	23M115049100107028S
SPOUSE DETAILS	
EMPLOYEE NAME	MRS. M N LAKSHMAMMA
EMPLOYEE EC NO.	115049
EMPLOYEE DESIGNATION	HEAD CASHIER "E" _II
EMPLOYEE PLACE OF WORK	BANGALORE,HSR LAYOUT
EMPLOYEE BIRTHDATE	04-01-1992

This letter of approval / recommendation is valid if submitted along with copy of the Bank of Baroda employee id card. This approval is valid from **28-03-2024** till **31-03-2024**. The list of medical tests to be conducted is provided in the annexure to this letter. Please note that the said health checkup is a **cashless facility** as per our tie up arrangement. We request you to attend to the health checkup requirement of our employee's spouse and accord your top priority and best resources in this regard. The EC Number and the booking reference number as given in the above table shall be mentioned in the invoice, invariably.

We solicit your co-operation in this regard.

Yours faithfully,

Sd/-

Chief General Manager
HRM Department
Bank of Baroda

(Note: This is a computer generated letter, No Signature required. For any clarification, please contact Mediwheel (Arcofemi Healthcare Limited))



SUGGESTIVE LIST OF MEDICAL TESTS

FOR MALE	FOR FEMALE
CBC	CBC
ESR	ESR
Blood Group & RH Factor	Blood Group & RH Factor
Blood and Urine Sugar Fasting	Blood and Urine Sugar Fasting
Blood and Urine Sugar PP	Blood and Urine Sugar PP
Stool Routine	Stool Routine
Lipid Profile	Lipid Profile
Total Cholesterol	Total Cholesterol
HDL	HDL
LDL	LDL
VLDL	VLDL
Triglycerides	Triglycerides
HDL / LDL ratio	HDL / LDL ratio
Liver Profile	Liver Profile
AST	AST
ALT	ALT
GGT	GGT
Bilirubin (total, direct, indirect)	Bilirubin (total, direct, indirect)
ALP	ALP
Proteins (T, Albumin, Globulin)	Proteins (T, Albumin, Globulin)
Kidney Profile	Kidney Profile
Serum creatinine	Serum creatinine
Blood Urea Nitrogen	Blood Urea Nitrogen
Uric Acid	Uric Acid
HBA1C	HBA1C
Routine urine analysis	Routine urine analysis
USG Whole Abdomen	USG Whole Abdomen
General Tests	General Tests
X Ray Chest	X Ray Chest
ECG	ECG
2D/3D ECHO / TMT	2D/3D ECHO / TMT
Stress Test	Thyroid Profile (T3, T4, TSH)
PSA Male (above 40 years)	Mammography (above 40 years) and Pap Smear (above 30 years)
Thyroid Profile (T3, T4, TSH)	Dental Check-up consultation
Dental Check-up consultation	Physician Consultation
Physician Consultation	Eye Check-up consultation
Eye Check-up consultation	Skin/ENT consultation
Skin/ENT consultation	Gynaec Consultation





ಮಲ್ಲೇಶ್ ಪಿ
Mallesh P
ಜನನ ದಿನಾಂಕ/DOB: 05/03/1983
ಪುರುಷ/ MALE

7653 0517 6946
VID: 9134802778063717

ನನ್ನ ಆಧಾರ್ ನನ್ನ ಗುರುತು

Patient Name	: Mr. Mallesh P	Age/Gender	: 41 Y/M
UHID/MR No.	: CKOR.0000252973	OP Visit No	: CKOROPV405298
Sample Collected on	:	Reported on	: 29-03-2024 13:28
LRN#	: RAD2285725	Specimen	:
Ref Doctor	: SELF		
Emp/Auth/TPA ID	: bobS17737		

DEPARTMENT OF RADIOLOGY

X-RAY CHEST PA

Both lungs fields appear normal.

Both hila are normal.

Both costophrenic and cardiophrenic angles are normal.

The cardiac mediastinal shadows appear normal.

Bones and soft tissues appear normal.

IMPRESSION : NORMAL STUDY.

Dr. VINOD P JOSEPH
MBBS, DNB, DMRD
Radiology

Patient Name	: Mr. Mallesh P	Age/Gender	: 41 Y/M
UHID/MR No.	: CKOR.0000252973	OP Visit No	: CKOROPV405298
Sample Collected on	:	Reported on	: 29-03-2024 13:12
LRN#	: RAD2285725	Specimen	:
Ref Doctor	: SELF		
Emp/Auth/TPA ID	: bobS17737		

DEPARTMENT OF RADIOLOGY

ULTRASOUND - WHOLE ABDOMEN

Liver is normal in size and shows normal echotexture. No biliary dilatation. No focal lesion
CBD is not dilated. **Portal vein** is normal in size, course and calibre.

Gall bladder is normal without evidence of calculi, wall thickening or pericholecystic fluid.

Pancreas to the extent visualized, appears normal in size, contour and echogenicity

Spleen is normal in size, shape, contour and echopattern. No evidence of mass or focal lesions.

Right Kidney is normal in size, position, shape and echopattern. Corticomedullary differentiation is maintained. No evidence of calculi or hydronephrosis.

Left Kidney is normal in size, position, shape and echopattern. Corticomedullary differentiation is maintained. No evidence of calculi or hydronephrosis.

Urinary Bladder is well distended. Wall thickness is normal. No evidence of calculi, mass or mural lesion.

Prostate: normal in size and echotexture.

There is no ascites.

IMPRESSION: NO SIGNIFICANT ABNORMALITIES DETECTED.

Patient Name : Mr. Mallesh P

Age/Gender : 41 Y/M

DR VINOD JOSEPH DNB,DMRD
RADIOLOGIST

Dr. VINOD P JOSEPH
MBBS, DNB, DMRD
Radiology

Name: Mr. Mallesh P
Age/Gender: 41 Y/M
Address: kmg
Location: BANGALORE, KARNATAKA
Doctor:
Department: GENERAL
Rate Plan: KORAMANGALA_06042023
Sponsor: ARCOFEMI HEALTHCARE LIMITED
Consulting Doctor: Dr. MAHABALESWAR

MR No: CKOR.0000252973
Visit ID: CKOROPV405298
Visit Date: 29-03-2024 08:22
Discharge Date:
Referred By: SELF

Eye

:-

Doctor's Signature

Name: Mr. Mallesh P
Age/Gender: 41 Y/M
Address: kmg
Location: BANGALORE, KARNATAKA
Doctor:
Department: GENERAL
Rate Plan: KORAMANGALA_06042023
Sponsor: ARCOFEMI HEALTHCARE LIMITED
Consulting Doctor: Dr. VIJAYA LAKSHMI M

MR No: CKOR.0000252973
Visit ID: CKOROPV405298
Visit Date: 29-03-2024 08:22
Discharge Date:
Referred By: SELF

Ent

:-: NO,

Doctor's Signature

Name: Mr. Mallesh P
Age/Gender: 41 Y/M
Address: kmg
Location: BANGALORE, KARNATAKA
Doctor:
Department: GENERAL
Rate Plan: KORAMANGALA_06042023
Sponsor: ARCOFEMI HEALTHCARE LIMITED
Consulting Doctor: Dr. GAZALA ANJUM

MR No: CKOR.0000252973
Visit ID: CKOROPV405298
Visit Date: 29-03-2024 08:22
Discharge Date:
Referred By: SELF

HT-CHIEF COMPLAINTS AND PRESENT KNOWN ILLNESS

SYSTEMIC REVIEW

****Weight**

--->: **Stable,**

HT-HISTORY

Past Medical History

PAST MEDICAL HISTORY: Nil,

Cancer: **NO,

PHYSICAL EXAMINATION

SYSTEMIC EXAMINATION

IMPRESSION

RECOMMENDATION

DISCLAIMER

Disclaimer: **The health checkup examinations and routine investigations have certain limitations and may not be able to detect all the diseases. Any new or persisting symptoms should be brought to the attention of the consulting physician. Additional tests, consultations and follow up may be required in some cases.,**

Doctor's Signature

Name: Mr. Mallesh P
Age/Gender: 41 Y/M
Address: kmg
Location: BANGALORE, KARNATAKA
Doctor:
Department: GENERAL
Rate Plan: KORAMANGALA_06042023
Sponsor: ARCOFEMI HEALTHCARE LIMITED
Consulting Doctor: Dr. RINITHA RAJAN

MR No: CKOR.0000252973
Visit ID: CKOROPV405298
Visit Date: 29-03-2024 08:22
Discharge Date:
Referred By: SELF

HT-CHIEF COMPLAINTS AND PRESENT KNOWN ILLNESS

SYSTEMIC REVIEW

****Weight**

--->: **Stable,**

HT-HISTORY

Past Medical History

PAST MEDICAL HISTORY: Nil,

Cancer: **NO,

PHYSICAL EXAMINATION

SYSTEMIC EXAMINATION

IMPRESSION

RECOMMENDATION

DISCLAIMER

Disclaimer: **The health checkup examinations and routine investigations have certain limitations and may not be able to detect all the diseases. Any new or persisting symptoms should be brought to the attention of the consulting physician. Additional tests, consultations and follow up may be required in some cases.,**

Doctor's Signature

Patient Name	: Mr. Mallesh P	Age	: 41 Y/M
UHID	: CKOR.0000252973	OP Visit No	: CKOROPV405298
Reported By:	: Dr. MOHAN MURALI	Conducted Date	: 29-03-2024 13:07
Referred By	: SELF		

ECG REPORT

Observation :-

1. Normal Sinus Rhythm.
2. Heart rate is 68 beats per minutes.
3. No pathological Q wave or S-T,T changes seen.
4. Normal P,Q,R,S,T waves and axis.
5. No evidence of chamber, hypertrophy or enlargement seen.

Impression:

NORMAL RESTING ECG.

Dr MOHAN MURALI
CARDIOLOGIST

NOTE:KINDLY TAKE A PHOTOCOPY OF THE GRAPH
FOR FUTURE REFERENCE IF NEEDED.

Patient Name	: Mr. Mallesh P	Age	: 41 Y/M
UHID	: CKOR.0000252973	OP Visit No	: CKOROPV405298
Reported By:	: Dr. MOHAN MURALI	Conducted Date	: 29-03-2024 13:07
Referred By	: SELF		

----- END OF THE REPORT -----