



Name: ZUBIN ASHOKKUMAR MEHTA	Ward: OPD
Lab ID: 00000327	Registration on: 29/03/2024 10:08:00
Age & Sex: 33 Year Male	Reported on: 14:47:04
Reference: VELOCITY HOSPITAL	Sample Type: BLOOD & URINE

CBC ESR

Test	Observed Value	Unit	Biological Reference Interval
Haemoglobin	13.0 L	g/dL	13.5 - 17.5
Total RBC	6.04 H	mill./cm	4.50 - 5.90
Total WBC	9990	/cmm	4000 - 11000
Platelet Count	322300	/cmm	150000 - 450000
HCT	42.4	%	39.0 - 49.0
MCV	70.2 L	fL	80.0 - 99.0
MCH	21.5 L	pg	27.0 - 34.0
MCHC	30.7 L	g/dL	32.0 - 37.0

DIFFERENTIAL COUNT

Neutrophils	60	%	40 - 70
Lymphocytes	36	%	20 - 40
Eosinophils	02	%	02-05
Monocytes	02	%	01-07
Basophils	00	%	00 - 02
Band Cells	00	%	0.0 - 6.0

ABSOLUTE DIFFERENTIAL COUNT

Neutrophils	5994	/cumm	1800 - 7700
Lymphocytes	3596	/cumm	800 - 4800
Eosinophils	200	/cumm	
Monocytes	200	/cumm	
Basophils	0	/cumm	0 - 100

GLR / NLR

(Neutrophil/Lymphocyte Ratio)

1.7

MENTZER INDEX

11.6

RDW-CV	13.6	%	11.1 - 14.1
RDW-SD	38.2	fL	
MPV	8.3	fL	
PCT	0.27	%	

DR. TEJAL BHATT
MD. PATHOLOGIST



Name: **ZUBIN ASHOKKUMAR MEHTA**

Ward: OPD

Lab ID **00000327**

Registration on: 29/03/2024 10:08:00

Age & Sex: **33 Year | Male**

Reported on: 14:47:04

Reference: **VELOCITY HOSPITAL**Sample Type: **BLOOD & URINE**

PDW 18.0 %

PERIPHERAL SMEAR EXAMINATION


RBC Morphology Hypochromia (+), Microcytosis (+), Anisocytosis (+), Target cell (few)

WBC Morphology Appear normal, Immature cells are not seen .
Platelets in Smear Adequate.Malarial Parasites Not Detected.

Note Hb electrophoresis is advised to rule out thalassemia as Mentzer index is <13. (low HB, high RBC count and low MCV) .

ESR

AFTER 1 HOUR 25 H mm/hr 0.0 - 15.0


DR. TEJAL BHATT
MD. PATHOLOGIST



Name: ZUBIN ASHOKKUMAR MEHTA	Ward: OPD
Lab ID: 00000327	Registration on: 29/03/2024 10:08:00
Age & Sex: 33 Year Male	Reported on: 14:47:04
Reference: VELOCITY HOSPITAL	Sample Type: BLOOD & URINE

BLOOD GROUP

<u>Test</u>	<u>Observed Value</u>	<u>Unit</u>	<u>Biological Reference Interval</u>
<u>Blood Group</u>	"B"		
<u>Rh Factor</u>	POSITIVE		



DR. TEJAL BHATT
MD. PATHOLOGIST





Name: ZUBIN ASHOKKUMAR MEHTA	Ward: OPD
Lab ID: 00000327	Registration on: 29/03/2024 10:08:00
Age & Sex: 33 Year Male	Reported on: 14:47:04
Reference: VELOCITY HOSPITAL	Sample Type: BLOOD & URINE

BLOOD GLUCOSE TEST

<u>Test</u>	<u>Observed Value</u>	<u>Unit</u>	<u>Biological Reference Interval</u>
Sample <u>FASTING (FBS)</u> Blood Sugar-F	FLOURIDE PLASMA 93.0	mg/dL	70.00-110.00

DR. TEJAL BHATT
MD. PATHOLOGIST



Name: **ZUBIN ASHOKKUMAR MEHTA**

Ward: OPD

Lab ID **00000327**

Registration on: 29/03/2024 10:08:00

Age & Sex: **33 Year | Male**

Reported on: 14:47:04


Reference: **VELOCITY HOSPITAL**Sample Type: **BLOOD & URINE**

HEMOGLOBIN A1c TEST

Test	Observed Value	Unit	Biological Reference Interval
<u>HbA1c</u>	6.50	H %	> 8 : Action Suggested 7-8 : Good control < 7 : Goal 6.2-7 : Near Normal Glycemia < 6.2 : Non-diabetic Level
Mean Blood Glucose	139.9	mg/dL	70.0 - 140.0

Importance of HbA1c - Glycated Hb. in Diabetes Mellitus

- HbA1c, also known as Glycated Hemoglobin is the most important test for the assessment of long term blood glucose control (also called glycemic control)
- HbA1c reflects mean blood glucose concentration over past 6-8 weeks and provides a much better indication of long term glycemic control than blood glucose determination
- HbA1c is formed by non-enzymatic reaction between glucose and Hb. , this reaction is irreversible and therefore remains unaffected by short term fluctuations in blood glucose levels.
- Long term complications of diabetes such as retinopathy-eye complications, nephropathy-kidney complications and neuropathy-nerve complications, are potentially serious and can lead to blindness, kidney failure etc.
- Glycemic control monitored by HbA1c measurement using HPLC method-(Gold Standard) is considered most important. (Ref. National Glycohemoglobin Standardization Program -NGSP).

DR. TEJAL BHATT
MD. PATHOLOGIST



Name: ZUBIN ASHOKKUMAR MEHTA	Ward: OPD
Lab ID: 00000327	Registration on: 29/03/2024 10:08:00
Age & Sex: 33 Year Male	Reported on: 14:47:04
Reference: VELOCITY HOSPITAL	Sample Type: BLOOD & URINE

LIPID PROFILE

Test	Observed Value	Unit	Biological Reference Interval
Sample	Fasting Blood Serum		
Cholesterol	141.9	mg/dL	<200 Desirable 200-229 Borderline >240 High
Triglyceride	97.0	mg/dL	<150 Normal 150-199 Borderline 200-499 High >=500 Very High
HDL Cholesterol	45.0	mg/dL	40-60
VLDL	19.40	mg/dL	0.00 - 30.00
LDL Cholesterol	77.50	mg/dL	< 130 : Optimal 130 - 159 : Borderline High 160 - 189 : High >= 190 : Very High
LDL Chol. / HDL Chol. Ratio	1.72		1.0 - 3.4
Cholesterol / HDL Chol. Ratio	3.2		0 - 3.5
Total Lipid	481.4	mg/dl	400.0 - 1000.0

DR. TEJAL BHATT
MD. PATHOLOGIST






Name: ZUBIN ASHOKKUMAR MEHTA	Ward: OPD
Lab ID 00000327	Registration on: 29/03/2024 10:08:00
Age & Sex: 33 Year Male	Reported on: 14:47:04
Reference: VELOCITY HOSPITAL	Sample Type: BLOOD & URINE

RENAL FUNCTION TEST

Test		Unit	
S. Creatinine	0.83	mg/dL	0.5-1.30
Bl. Urea	23.2	mg/dL	10.0 - 40.0
BUN	10.8	mg/dl	6.0 - 22.0
Uric Acid	3.62	mg/dL	3.5 - 7.2
PROTEINS			
Total Protein	6.5	g/dL	6.0 - 8.0
Albumin	4.23	g/dL	3.50 - 5.50
Globulin	2.3	g/dL	2.0 - 4.0
A/G Ratio	1.8		



DR. TEJAL BHATT
MD. PATHOLOGIST






Name: ZUBIN ASHOKKUMAR MEHTA	Ward: OPD
Lab ID: 00000327	Registration on: 29/03/2024 10:08:00
Age & Sex: 33 Year Male	Reported on: 14:47:04
Reference: VELOCITY HOSPITAL	Sample Type: BLOOD & URINE

LIVER FUNCTION TEST

Test	Observed Value	Unit	Biological Reference Interval
BILIRUBIN			
Total Bilirubin	0.5	mg/dL	0.00 - 1.20
Direct Bilirubin	0.2	mg/dL	0.00 - 0.40
Indirect Bilirubin	0.30	mg/dL	0.00 - 1.00
SGPT(ALT)	38.4	U/L	0.0 - 40.0
SGOT (AST)	30.8	U/L	0.0 - 46.0
Alkaline Phosphatase	190.0	U/L	64.0 - 306.0
PROTEINS			
Total Protein	6.5	g/dL	6.0 - 8.0
Albumin	4.23	g/dL	3.50 - 5.50
Globulin	2.3	g/dL	2.0 - 4.0
A/G Ratio	1.8		



DR. TEJAL BHATT
MD. PATHOLOGIST



Name: **ZUBIN ASHOKKUMAR MEHTA**

Ward: OPD

Lab ID: **00000327**

Registration on: 29/03/2024 10:08:00

Age & Sex: **33 Year | Male**


Reported on: 14:47:05

Reference: **VELOCITY HOSPITAL**Sample Type: **BLOOD & URINE**

URINE ANALYSIS

Test	Observed Value	Unit	Biological Reference Interval
Sample	Fresh Urine		
<u>PHYSICAL EXAMINATION</u>			
Quantity	10.0	mL	
Colour	Pale-Yellow		
Appearance	Clear		Clear
pH	6.5		
Specific Gravity	1.030		
Sediments	Absent		Absent
<u>CHEMICAL EXAMINATION</u>			
Protein (Albumin)	Absent		Absent
Sugar	Absent		Absent
Bile Salts	Absent		Absent
Bile Pigment	Absent		Absent
Ketone	Absent		Absent
Occult Blood	Absent		Absent
Nitrite	Absent		Absent
Leukocyte Esterase	Absent		Absent
Urobilinogen	Normal		Normal
<u>MICROSCOPIC EXAMINATION</u>			
Pus Cells	3-5	/hpf	Absent
Red Blood Cells	1-2	/hpf	Absent
Epithelial Cells	2-3	/hpf	Absent
Crystals	Triple phosphates (+)		Absent
Amorphous material	Absent		Absent
Casts	Absent		Absent
Yeast	Absent		Absent
Bacteria	Few		Absent

--- End of Report ---

DR. TEJAL BHATT
MD. PATHOLOGIST