




PARKLINE DIAGNOSTICS PVT. LTD.

L.G. 3, 4 & 5, Bhuvana Towers, S.D. Road, Secunderabad - 500 003 Tel : 040-42038139, 27845852
7995421787, 7093445852 Email : parklinediagnostics@gmail.com www.parklinediagnostics.com



NABL Accredited
Certificate No.:MC-2566

TEST REPORT

Name : **MR.THAMADA NAVEEN YADAV [SPOUSE]** TID/SID : UMR1406486/ 27390423
 Age / Gender : 38 Years / Male Registered on : 27-Mar-2024 / 08:05 AM
 Ref.By : - Collected on : 27-Mar-2024 / 08:00 AM
 Req.No  Reported on : 27-Mar-2024 / 13:12 PM
 BIL4090892 Reference : Medi Wheel

DEPARTMENT OF CLINICAL PATHOLOGY

Complete Urine Examination (CUE), Urine

Investigation	Observed Value	Units	Biological Reference Interval
Colour Method:Photo detectors(instrument)	Yellow		Light Yellow
Appearance Method:Photo diode array sensor	Hazy		Clear
Specific gravity Method:Ion concentration/colour indicator	1.020		1.003-1.030
Reaction and pH Method:Double Indicator	5.0		5.0-8.0
Protein Method:Protein Error of pH indicators	Negative		Negative
Glucose Method:Double sequential enzymatic/GOD-PAP	Negative		Negative
Urobilinogen Method:Reagent strip/Reflectance photometry	Negative		0.2-1.0 mg%
Ketones Method:Strip method/Nitroprusside method	Negative		Negative
Blood Method:Peroxidase	Negative		Negative
Bile Salt Method:Hays Method	Negative		Negative
Bile Pigment Method:Fouchets Method	Negative		Negative
Microscopic Examination			
Pus cells (leukocytes) Method:Microscopy Of Sediment	2 - 4	/hpf	0-5 /hpf
RBC (erythrocytes) Method:Microscopy Of Sediment	Nil	/hpf	0-2 /hpf
Epithelial cells Method:Microscopy Of Sediment	2 - 4	/hpf	0-8 /hpf
Crystals Method:Microscopy Of Sediment	Nil	/lpf	Nil /lpf

Lab Timings (Weekdays) : 7.00 am to 8.30 pm

Sundays & Holidays : 7.00 am to 1.00 pm

Radiologists Timings (Weekdays) : 7.30 am to 1.30 pm
& 5.45 pm to 7.45 pm

Sundays & Holidays : 7.30 am to 9.30 am




PARKLINE DIAGNOSTICS PVT. LTD.

L.G. 3, 4 & 5, Bhuvana Towers, S.D. Road, Secunderabad - 500 003 Tel : 040-42038139, 27845852
7995421787, 7093445852 Email : parklinediagnostics@gmail.com www.parklinediagnostics.com



NABL Accredited
Certificate No.:MC-2566

TEST REPORT

Name : **MR.THAMADA NAVEEN YADAV [SPOUSE]** TID/SID : UMR1406486/ 27390423
Age / Gender : 38 Years / Male Registered on : 27-Mar-2024 / 08:05 AM
Ref.By : - Collected on : 27-Mar-2024 / 08:00 AM
Req.No  Reported on : 27-Mar-2024 / 13:12 PM
Reference : Medi Wheel
BIL4090892

DEPARTMENT OF CLINICAL PATHOLOGY

Complete Urine Examination (CUE), Urine

Investigation	Observed Value	Units	Biological Reference Interval
Casts	Nil	/lpf	Nil
Method:Microscopy Of Sediment			/lpf
Others	Nil		Nil
Method:Microscopy Of Sediment			

* Sample processed at Parkline

--- End Of Report ---



Yatish Sai

Dr. Yatish Sai Lanke
Regd. No: 00856
MD PATHOLOGY




PARKLINE DIAGNOSTICS PVT. LTD.

L.G. 3, 4 & 5, Bhuvana Towers, S.D. Road, Secunderabad - 500 003 Tel : 040-42038139, 27845852
7995421787, 7093445852 Email : parklinediagnostics@gmail.com www.parklinediagnostics.com



NABL Accredited
Certificate No.:MC-2566

TEST REPORT

Name : **MR.THAMADA NAVEEN YADAV [SPOUSE]** TID/SID : UMR1406486/ 27390421
Age / Gender : 38 Years / Male Registered on : 27-Mar-2024 / 08:05 AM
Ref.By : - Collected on : 27-Mar-2024 / 08:00 AM
Req.No  Reported on : 27-Mar-2024 / 12:54 PM
BIL4090892 Reference : Medi Wheel

DEPARTMENT OF HEMATOLOGY

Blood Grouping ABO And Rh Typing, EDTA Whole Blood

Parameter	Results
Blood Grouping (ABO)	A
Rh Typing (D)	POSITIVE -
Method:Agglutination	

* Sample processed at Parkline

--- End Of Report ---



Dr.Jyothi Kiranmai
Regd. No: 52272
MD PATHOLOGY




PARKLINE DIAGNOSTICS PVT. LTD.

L.G. 3, 4 & 5, Bhuvana Towers, S.D. Road, Secunderabad - 500 003 Tel : 040-42038139, 27845852
7995421787, 7093445852 Email : parklinediagnostics@gmail.com www.parklinediagnostics.com



NABL Accredited
Certificate No.:MC-2566

TEST REPORT

Name : **MR.THAMADA NAVEEN YADAV [SPOUSE]** TID/SID : UMR1406486/ 27390421
 Age / Gender : 38 Years / Male Registered on : 27-Mar-2024 / 08:05 AM
 Ref.By : - Collected on : 27-Mar-2024 / 08:00 AM
 Req.No  Reported on : 27-Mar-2024 / 12:54 PM
 BIL4090892 Reference : Medi Wheel

DEPARTMENT OF HEMATOLOGY

Complete Blood Picture (CBP), EDTA Whole Blood

Investigation	Observed Value	Units	Biological Reference Interval
Hemoglobin Method:Spectrophotometry	17.0	g/dL	13.0-17.0 g/dL
Erythrocyte Count(RBC) Method:Electrical Impedence	5.2	mill /cu.mm	4.5-5.5 mill /cu.mm
PCV/HCT Method:Numeric Integration	49	%	40-50 %
MCV Method:Calculated	93	fL	83-101 fL
MCH Method:Calculated	32.3	pg	27-32 pg
MCHC Method:Calculated	34.4	gm/dL	31.5-34.5 gm/dL
RDW (CV) Method:Calculated	12.9	%	11.6-14.0 %
Total WBC Count Method:Impedence flowcytometry/Light scattering	7.6	10 ³ /μL	4-10 10 ³ /μL
Differential Count			
Neutrophils Method:Flowcytometry/Microscopy	68	%	40-80 %
Lymphocytes Method:Flowcytometry/Microscopy	24	%	20-40 %
Monocytes Method:Flowcytometry/Microscopy	5	%	2-10 %
Eosinophils Method:Flowcytometry/Microscopy	3	%	1-6 %
Basophils Method:Flowcytometry/Microscopy	0	%	0-2 %
Absolute Neutrophil Count	5.17	10 ³ /μL	2.0-7.0 10 ³ /μL
Absolute Lymphocyte Count	1.82	10 ³ /μL	1.0-3.0 10 ³ /μL

Lab Timings (Weekdays) : 7.00 am to 8.30 pm
Sundays & Holidays : 7.00 am to 1.00 pm

Radiologists Timings (Weekdays) : 7.30 am to 1.30 pm
& 5.45 pm to 7.45 pm
Sundays & Holidays : 7.30 am to 9.30 am




PARKLINE DIAGNOSTICS PVT. LTD.

L.G. 3, 4 & 5, Bhuvana Towers, S.D. Road, Secunderabad - 500 003 Tel : 040-42038139, 27845852
7995421787, 7093445852 Email : parklinediagnostics@gmail.com www.parklinediagnostics.com



NABL Accredited
Certificate No.:MC-2566

TEST REPORT

Name : **MR.THAMADA NAVEEN YADAV [SPOUSE]** TID/SID : UMR1406486/ 27390421
 Age / Gender : 38 Years / Male Registered on : 27-Mar-2024 / 08:05 AM
 Ref.By : - Collected on : 27-Mar-2024 / 08:00 AM
 Req.No  Reported on : 27-Mar-2024 / 12:54 PM
 BIL4090892 Reference : Medi Wheel

DEPARTMENT OF HEMATOLOGY

Complete Blood Picture (CBP), EDTA Whole Blood

Investigation	Observed Value	Units	Biological Reference Interval
Absolute Monocyte Count	0.38	10 ³ /μL	0.20-1.0 10 ³ /μL
Absolute Eosinophils Count	0.23	10 ³ /μL	0.02-0.5 10 ³ /μL
Absolute Basophil Count	0	10 ³ /μL	0.02-0.1 10 ³ /μL
Platelet Count	280	10 ³ /μL	150-410 10 ³ /μL
Method:Electrical Impedence			

Peripheral Smear

RBC Normocytic and Normochromic
 Method:Microscopy
 WBC Within normal limits.No abnormal cells seen.
 Method:Microscopy
 Platelets Discrete and adequate.Normal in morphology
 Method:Microscopy

* Sample processed at Parkline

--- End Of Report ---



Dr.Jyothi Kiranmai
Regd. No: 52272
MD PATHOLOGY




PARKLINE DIAGNOSTICS PVT. LTD.

L.G. 3, 4 & 5, Bhuvana Towers, S.D. Road, Secunderabad - 500 003 Tel : 040-42038139, 27845852
7995421787, 7093445852 Email : parklinediagnostics@gmail.com www.parklinediagnostics.com



NABL Accredited
Certificate No.:MC-2566

TEST REPORT

Name	: MR.THAMADA NAVEEN YADAV [SPOUSE]	TID/SID	: UMR1406486/ 27390421
Age / Gender	: 38 Years / Male	Registered on	: 27-Mar-2024 / 08:05 AM
Ref.By	: -	Collected on	: 27-Mar-2024 / 08:00 AM
Req.No	:  BIL4090892	Reported on	: 27-Mar-2024 / 12:54 PM
		Reference	: Medi Wheel

DEPARTMENT OF HEMATOLOGY

Erythrocyte Sedimentation Rate (ESR), Sodium Citrate Whole Blood

Investigation	Observed Value	Units	Biological Reference Intervals
ESR 1st Hour	05	mm/hour	0-10 mm/hour
Method:Westergren			

* Sample processed at Parkline

--- End Of Report ---



Dr.Jyothi Kiranmai
Regd. No: 52272
MD PATHOLOGY





PARKLINE DIAGNOSTICS PVT. LTD.

L.G. 3, 4 & 5, Bhuvana Towers, S.D. Road, Secunderabad - 500 003 Tel : 040-42038139, 27845852
7995421787, 7093445852 Email : parklinediagnostics@gmail.com www.parklinediagnostics.com

TEST REPORT

Name : **MR.THAMADA NAVEEN YADAV [SPOUSE]** TID/SID : UMR1406486/ 27390423F
Age / Gender : 38 Years / Male Registered on : 27-Mar-2024 / 08:05 AM
Ref.By : - Collected on : 27-Mar-2024 / 08:00 AM
Req.No  Reported on : 27-Mar-2024 / 16:04 PM
BIL4090892 Reference : Medi Wheel

DEPARTMENT OF CLINICAL CHEMISTRY I

Blood Urea Nitrogen (BUN), Serum

Investigation	Observed Value	Units	Biological Reference Interval
Blood Urea Nitrogen.	10.5	mg/dL	7-23 mg/dL
Method:Calculated			

Creatinine, Serum

Investigation	Observed Value	Units	Biological Reference Interval
Creatinine.	0.95	mg/dL	0.60-1.30 mg/dL
Method:Alkaline Picrate			

Glucose Urine Fasting

Investigation	Observed Value
Urine Glucose Fasting	Nil
Method:Reagent strip/Reflectance photometry	

* Sample processed at Parkline

--- End Of Report ---



Dr.Jyothi Kiranmai
Regd. No: 52272
MD PATHOLOGY




PARKLINE DIAGNOSTICS PVT. LTD.

L.G. 3, 4 & 5, Bhuvana Towers, S.D. Road, Secunderabad - 500 003 Tel : 040-42038139, 27845852
7995421787, 7093445852 Email : parklinediagnostics@gmail.com www.parklinediagnostics.com



NABL Accredited
Certificate No.:MC-2566

TEST REPORT

Name : **MR.THAMADA NAVEEN YADAV [SPOUSE]** TID/SID : UMR1406486/ 27390424F
Age / Gender : 38 Years / Male Registered on : 27-Mar-2024 / 08:05 AM
Ref.By : - Collected on : 27-Mar-2024 / 08:00 AM
Req.No  Reported on : 27-Mar-2024 / 16:04 PM
Reference : Medi Wheel
BIL4090892

DEPARTMENT OF CLINICAL CHEMISTRY I

Glucose Fasting (FBS), Sodium Fluoride Plasma

Investigation	Observed Value	Units	Biological Reference Interval
Glucose Fasting Method:GOD - PAP	107	mg/dL	Normal: <100 Impaired FG: 100-125 Diabetic : >/=126 mg/dL

* Sample processed at Parkline

--- End Of Report ---



Dr.Jyothi Kiranmai
Regd. No: 52272
MD PATHOLOGY




PARKLINE DIAGNOSTICS PVT. LTD.

L.G. 3, 4 & 5, Bhuvana Towers, S.D. Road, Secunderabad - 500 003 Tel : 040-42038139, 27845852
7995421787, 7093445852 Email : parklinediagnostics@gmail.com www.parklinediagnostics.com



NABL Accredited
Certificate No.:MC-2566

TEST REPORT

Name : **MR.THAMADA NAVEEN YADAV [SPOUSE]** TID/SID : UMR1406486/ 27390424P
Age / Gender : 38 Years / Male Registered on : 27-Mar-2024 / 08:05 AM
Ref.By : - Collected on : 27-Mar-2024 / 08:00 AM
Req.No  Reported on : 27-Mar-2024 / 16:04 PM
BIL4090892 Reference : Medi Wheel

DEPARTMENT OF CLINICAL CHEMISTRY I

Glucose Post Prandial (PPBS), Sodium Fluoride Plasma

Investigation	Observed Value	Units	Biological Reference Interval
Glucose Post Prandial Method:GOD - PAP	184	mg/dL	Normal : 90 - 140 Impaired Glucose Tolerance: 141-199 Diabetic : \geq 200 mg/dL

* Sample processed at Parkline

--- End Of Report ---




Dr.Jyothi Kiranmai
Regd. No: 52272
MD PATHOLOGY



PARKLINE DIAGNOSTICS PVT. LTD.

L.G. 3, 4 & 5, Bhuvana Towers, S.D. Road, Secunderabad - 500 003 Tel : 040-42038139, 27845852
7995421787, 7093445852 Email : parklinediagnostics@gmail.com www.parklinediagnostics.com

TEST REPORT

Name : **MR.THAMADA NAVEEN YADAV [SPOUSE]** TID/SID : UMR1406486/ 27390421
Age / Gender : 38 Years / Male Registered on : 27-Mar-2024 / 08:05 AM
Ref.By : - Collected on : 27-Mar-2024 / 08:00 AM
Req.No  Reported on : 27-Mar-2024 / 16:04 PM
Reference : Medi Wheel
BIL4090892

DEPARTMENT OF CLINICAL CHEMISTRY I

Glycosylated Hemoglobin (HbA1C), EDTA Whole Blood

Investigation	Observed Value	Units	Biological Reference Interval
Glycosylated Haemoglobin Method:High Performance Liquid Chromatography(HPLC)	5.5	%	< 5.7% : Normal 5.7% - 6.4% : Prediabetes > 6.4% Diabetes
Mean Plasma Glucose (MPG) Estimate Method:Derived from HBA1c	111	mg/dL	Excellent Control : 90 to 120 Good Control : 121 to 150 Average Control : 151 to 180 Panic Value : > 211 mg/dL

Note:Mean Plasma Glucose is calculated from HBA1c value and it indicates Average Blood Sugar level over the past three months.

INTERPRETATION :

- Glycated hemoglobin (glycohemoglobin / HbA1c) is a form of hemoglobin (Hb) that is chemically linked to a sugar.
- A1c is measured primarily to determine the three-month average blood sugar level and can be used as a diagnostic test for diabetes mellitus and as an assessment test for glycemic control in people with diabetes.
- In diabetes, higher amounts of glycated hemoglobin, indicating poorer control of blood glucose levels, have been associated with cardiovascular disease, nephropathy, neuropathy, and retinopathy.
- American diabetes Association (ADA) recommends an A1C goal for many non pregnant adults of < 7% (without significant hypoglycemia). On the basis of provider judgment and patient preference, achievement of lower A1C levels than the goal of 7% may be acceptable, and even beneficial, if it can be achieved safely without significant hypoglycemia or other adverse effects of treatment. Less stringent A1C goals (such as < 8%) may be appropriate for patients with severe hypoglycemia, extensive co morbid conditions etc, or where the harms of treatment are greater than the benefits.
- Glycemic goals for some older adults might reasonably be relaxed as part of individualized care, but hyperglycemia leading to symptoms or risk of acute hyperglycemia complications should be avoided in all patients.

* Sample processed at Parkline

--- End Of Report ---



Dr.Jyothi Kiranmai
Regd. No: 52272
MD PATHOLOGY




PARKLINE DIAGNOSTICS PVT. LTD.

L.G. 3, 4 & 5, Bhuvana Towers, S.D. Road, Secunderabad - 500 003 Tel : 040-42038139, 27845852
7995421787, 7093445852 Email : parklinediagnostics@gmail.com www.parklinediagnostics.com



NABL Accredited
Certificate No.:MC-2566

TEST REPORT

Name : **MR.THAMADA NAVEEN YADAV [SPOUSE]** TID/SID : UMR1406486/ 27390422
Age / Gender : 38 Years / Male Registered on : 27-Mar-2024 / 08:05 AM
Ref.By : - Collected on : 27-Mar-2024 / 08:00 AM
Req.No :  Reported on : 27-Mar-2024 / 13:33 PM
Reference : Medi Wheel
BIL4090892

DEPARTMENT OF CLINICAL CHEMISTRY I

Lipid Profile, Serum

Investigation	Observed Value	Units	Biological Reference Interval
Total Cholesterol Method:CHOD-PAP	240	mg/dL	Desirable Level: < 200 Borderline : 200 - 239 High : > 240 mg/dL
HDL Cholesterol Method:Enzymatic Reaction	45	mg/dL	<40:Major risk factor for heart disease 40-59:The higher,the better >=60:Considered protective against heart disease mg/dL
LDL Cholesterol Method:Calculated	175	mg/dL	< 100 mg/dL
VLDL Cholesterol Method:Calculated	20	mg/dL	10-55 mg/dL
Triglycerides Method:GPO-POD	104	mg/dL	Normal:<150 Borderline:150-199 High:200-499 Very High:>=500 mg/dL
Chol/HDL Ratio Method:Calculated	5.33		Normal : <4 Low risk : 4 - 6 High risk : >6
LDL Cholesterol/HDL Ratio Method:Calculated	3.89		Ideal : < 2 Good : 2 - 5 Bad : > 5

* Sample processed at Parkline

--- End Of Report ---



Yatish Sai

Dr. Yatish Sai Lanke
Regd. No: 00856
MD PATHOLOGY




PARKLINE DIAGNOSTICS PVT. LTD.

L.G. 3, 4 & 5, Bhuvana Towers, S.D. Road, Secunderabad - 500 003 Tel : 040-42038139, 27845852
7995421787, 7093445852 Email : parklinediagnostics@gmail.com www.parklinediagnostics.com



NABL Accredited
Certificate No.:MC-2566

TEST REPORT

Name : **MR.THAMADA NAVEEN YADAV [SPOUSE]** TID/SID : UMR1406486/ 27390422
Age / Gender : 38 Years / Male Registered on : 27-Mar-2024 / 08:05 AM
Ref.By : - Collected on : 27-Mar-2024 / 08:00 AM
Req.No  Reported on : 27-Mar-2024 / 13:33 PM
Reference : Medi Wheel
BIL4090892

DEPARTMENT OF CLINICAL CHEMISTRY I

Liver Function Test (LFT), Serum

Investigation	Observed Value	Units	Biological Reference Interval
Total Bilirubin. Method:Diazo with sulphanilic acid	1.13	mg/dL	0.3-1.2 mg/dL
Direct Bilirubin. Method:Diazo with sulphanilic acid	0.33	mg/dL	0.00-0.40 mg/dL
Indirect Bilirubin. Method:Calculated	0.80	mg/dL	0.2-0.8 mg/dL
Alanine Aminotransferase ,(ALT/SGPT) Method:IFCC without P5P	33	U/L	10-40 U/L
Aspartate Aminotransferase,(AST/SGOT) Method:IFCC without P5P	22	U/L	10-40 U/L
ALP (Alkaline Phosphatase). Method:AMP-IFCC	72	U/L	30-115 U/L
PROTEINS			
Total Protein. Method:Biuret	7.42	g/dL	6.0-8.0 g/dL
Albumin. Method:Bromocresol Green (BCG)	4.59	g/dL	3.5-4.8 g/dL
Globulin. Method:Calculated	2.83	g/dL	2.3-3.5 g/dL
A/GRatio. Method:Calculated	1.62		0.8-2.0
Gamma GT. Method:IFCC-Enzymatic	38	U/L	7.0-50.0 U/L

* Sample processed at Parkline

--- End Of Report ---



Yatish Sai

Dr. Yatish Sai Lanke
Regd. No: 00856
MD PATHOLOGY




PARKLINE DIAGNOSTICS PVT. LTD.

L.G. 3, 4 & 5, Bhuvana Towers, S.D. Road, Secunderabad - 500 003 Tel : 040-42038139, 27845852
7995421787, 7093445852 Email : parklinediagnostics@gmail.com www.parklinediagnostics.com



TEST REPORT

Name : **MR.THAMADA NAVEEN YADAV [SPOUSE]** TID/SID : UMR1406486/ 27390422
Age / Gender : 38 Years / Male Registered on : 27-Mar-2024 / 08:05 AM
Ref.By : - Collected on : 27-Mar-2024 / 08:00 AM
Req.No  Reported on : 27-Mar-2024 / 11:58 AM
BIL4090892 Reference : Medi Wheel

DEPARTMENT OF CLINICAL CHEMISTRY I

Prostate Specific Antigen (PSA) Total, Serum

Investigation	Observed Value	Biological Reference Interval
Prostate Specific Antigen (PSA) Total Method:Enhanced chemiluminescence	0.208 ng/mL	0-3.9 ng/mL

Interpretation:

- 1.Prostate specific antigen (PSA) is a glycoprotein that is expressed by both normal and neoplastic prostate tissue
- 2.Elevated serum PSA concentrations are found in men with prostate cancer, benign prostatic hyperplasia (BPH) or inflammatory conditions of other adjacent genitourinary tissues. PSA can also be elevated after digital rectal examination,prostatic massage,cystoscopy,needle biopsy etc
- 3.Measurement of serum PSA by itself is not recommended as a screening procedure for the diagnosis of cancer because elevated PSA levels are also observed in patients with benign prostatic hyperplasia.
4. When employed for the management of prostate cancer patients, serial measurement of PSA is useful in detecting residual tumor and recurrent cancer after radical prostatectomy.
- 5.PSA has been demonstrated to be an accurate marker for monitoring advanced clinical stage in untreated patients and for monitoring response to therapy by radical prostatectomy, radiation therapy and anti-androgen therapy.

* Sample processed at Parkline

--- End Of Report ---



Dr.Jyothi Kiranmai
Regd. No: 52272
MD PATHOLOGY




PARKLINE DIAGNOSTICS PVT. LTD.

L.G. 3, 4 & 5, Bhuvana Towers, S.D. Road, Secunderabad - 500 003 Tel : 040-42038139, 27845852
7995421787, 7093445852 Email : parklinediagnostics@gmail.com www.parklinediagnostics.com



NABL Accredited
Certificate No.:MC-2566

TEST REPORT

Name : **MR.THAMADA NAVEEN YADAV [SPOUSE]** TID/SID : UMR1406486/ 27390422
Age / Gender : 38 Years / Male Registered on : 27-Mar-2024 / 08:05 AM
Ref.By : - Collected on : 27-Mar-2024 / 08:00 AM
Req.No  Reported on : 27-Mar-2024 / 11:58 AM
Reference : Medi Wheel
BIL4090892

DEPARTMENT OF CLINICAL CHEMISTRY I

Thyroid Profile (T3,T4,TSH), Serum

Investigation	Observed Value	Units	Biological Reference Interval
Triiodothyronine Total (T3) Method:Enhanced chemiluminescence	1.78	ng/mL	0.970-1.69 ng/mL
Thyroxine Total (T4) Method:Enhanced chemiluminescence	12.7	µg/dL	5.53-11.0 µg/dL
Thyroid Stimulating Hormone (TSH) Method:Enhanced chemiluminescence	2.64	µIU/mL	0.400-4.049 µIU/mL

Note: Change in method and reference range
NOTE:

TSH - Reference ranges during pregnancy:*

1st Trimester : 0.10 - 2.50

2nd Trimester : 0.20 - 3.00

3dr Trimester : 0.30 - 3.00

*As per the Guidelines of American Thyroid Association for the diagnosis and management of thyroid disease during pregnancy and post partum.

1.Primary Hyperthyroidism is accompanied by elevated T3 & T4 values along with depressed TSH level.

2.Primary Hypothyroidism is accompanied by depressed T3 & T4 levels and elevated TSH levels.

3.Normal T4 levels accompanied by high T3 levels are seen in patients with T3 Thyrotoxicosis.

4.Slightly elevated T3 levels may be found in pregnancy and estrogen therapy, while depressed levels may be encountered in severe illness, malnutrition, renal failure and during therapy with drugs like propranolol and propylthiouracil.

5.Although elevated TSH levels are nearly always indicative of primary hypothyroidism, rarely they can result form TSH secreting pituitary tumors(secondary).

* Sample processed at Parkline

--- End Of Report ---



Dr.Jyothi Kiranmai
Regd. No: 52272
MD PATHOLOGY




PARKLINE DIAGNOSTICS PVT. LTD.

L.G. 3, 4 & 5, Bhuvana Towers, S.D. Road, Secunderabad - 500 003 Tel : 040-42038139, 27845852
7995421787, 7093445852 Email : parklinediagnostics@gmail.com www.parklinediagnostics.com



NABL Accredited
Certificate No.:MC-2566

TEST REPORT

Name : **MR.THAMADA NAVEEN YADAV [SPOUSE]** TID/SID : UMR1406486/ 27390422
Age / Gender : 38 Years / Male Registered on : 27-Mar-2024 / 08:05 AM
Ref.By : - Collected on : 27-Mar-2024 / 08:00 AM
Req.No  Reported on : 27-Mar-2024 / 13:33 PM
Reference : Medi Wheel
BIL4090892

DEPARTMENT OF CLINICAL CHEMISTRY I

Uric Acid, Serum

Investigation	Observed Value	Units	Biological Reference Interval
Uric Acid. Method:Uricase	4.40	mg/dL	2.5-8.0 mg/dL

* Sample processed at Parkline

--- End Of Report ---



Yatish Sai


Dr. Yatish Sai Lanke
Regd. No: 00856
MD PATHOLOGY



PARKLINE DIAGNOSTICS PVT. LTD.

L.G. 3, 4 & 5, Bhuvana Towers, S.D. Road, Secunderabad - 500 003 Tel : 040-42038139, 27845852
7995421787, 7093445852 Email : parklinediagnostics@gmail.com www.parklinediagnostics.com

TEST REPORT

Name : **MR.THAMADA NAVEEN YADAV [SPOUSE]** TID/SID : UMR1406486/ 27390423
Age / Gender : 38 Years / Male Registered on : 27-Mar-2024 / 08:05 AM
Ref.By : - Collected on : 27-Mar-2024 / 08:00 AM
Req.No :  Reported on : 27-Mar-2024 / 16:09 PM
Reference : Medi Wheel
BIL4090892

DEPARTMENT OF HEALTH CHECKUP

Glucose Urine Post Prandial

Urine Glucose Post Prandial Nil NIL
Method:Reagent strip/Reflectance photometry

* Sample processed at Parkline

--- End Of Report ---



Dr.Jyothi Kiranmai
Regd. No: 52272
MD PATHOLOGY





PARKLINE DIAGNOSTICS PVT. LTD.

L.G. 3, 4 & 5, Bhuvana Towers, S.D. Road, Secunderabad - 500 003.

Tel :+91 40-42038139, 2784 5852, 7995421787, 7093445852,

Email parklinediagnostics@gmail.com www.parklinediagnostics.com



NABL Accredited
Certificate No.MC-2566

MEDICAL EXAMINATION REPORT

Name	Mr. Thamada Naveen Yadav		Date : 27/3/24
Company	c/o Medwheel		Reg. No. : 4090892
Contact No.	837 43 27272		Sex <input type="checkbox"/> M <input type="checkbox"/> F Age : <input type="checkbox"/> 38
Type	Pre-Emp		Emp. No.: Spousal
	Overseas		Height 179cm
	Annual	<input checked="" type="checkbox"/>	Weight 95kg
Remarks	<p>- Hypercholesterolemia ⊕ . Advice follow up.</p> <p>- Rest all clinical & Lab parameters were.</p>		
Fitness Status	Medically Fit / Unfit		<p>Dr. PRIYANKA SANNIDHI MBBS Physician's Signature Regn. No. 11591</p>

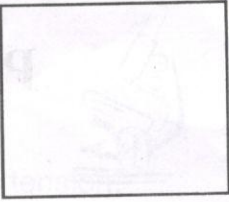
COMPREHENSIVE MEDICAL EXAMINATION REPORT

NAME Mr. T. Naveen Yadav

AGE 38 yr/m

MARITAL STATUS Married CHILDREN : M F

IDENTIFICATION (IF ANY) 1 mole on the left nose



PAST HISTORY

Any family H/o : High Blood Pressure, Heart Disease, Tuberculosis, Diabetes, Asthma, Cancer

father

Any personal H/o Major illness like : Typhoid.....NIL Jaundice.....NIL Etc.

Any H/o STD.....Skin infection.....NIL

H/o Blood Transfusion.....Recent Vaccination.....COVISHIELD + 7DOSE.

H/o Epilepsy.....NIL Giddiness.....NIL

H/o Surgery.....Fracture in the past.....NIL

Any Personal H/O.

High Blood Pressure, Heart Disease Tuberculosis, Diabetes, Asthma, Cancer

Drug Abuse, Drug Allergy, Micturition, Bowels, Alcohol, Smoking, Sleep, MC, Wt. Loss/Wt. Gain

occasional

Present illness / Medication

GENERAL EXAMINATION

Conjunctiva :
Skin :
Ears : NAD
Nose :
Throat & Oral Cavity :

Bone, Joints : (N)
Nutritional Status : well nourished
Lymph Nodes : NPD
Edema Feet : NIL
Varicose Veins : NIL

Distant Vision : Near Vision :

Right Eye: 4

Right Eye: N6

With ~~glasses~~ / Without glasses

With ~~glasses~~ / Without glasses

left Eye : 6/6

left Eye : N6

with ~~glasses~~ / without glasses

with ~~glasses~~ / without glasses

Colour Vision : BE normal

Ophthalmologist's Signature

Dr. KATTA
M.B.B.S., D.O., F.R.F
Regd. 88961 (AMC)

Right Ear

Left Ear

Hearing :

Rinee's Test ;

Weber Test :

Discharge :

SYSTEMIC EXAMINATION

Pulse : 80bpm

B.P. : 130/80/75

Lungs : A. Shape of Chest B/c symmetrical
B. Breath Sounds B/c - clear ⊕
C. Adventitious Sounds No

Heart : A. Sounds S1 S2 ⊕
B. Murmurs No

Nervous System

Abdomen : A. Liver
B. Spleen
C. Piles
D. Any Lump
NAD

A. Higher Function :
B. Cranial Nerves :
C. Sensory System : (N)
D. Motor System :
E. Jerks :

General : A. Hernia
B. Hydrocele
C. Varicocele
NAD

Breast : Rt _____ Lt. _____

CANDIDATE'S DECLARATION

I hereby solemnly declare that I am not suffering from Asthma, Hypertension, Diabetes, Occult Psychological disorders or any other ailment which can be suppressed without my voluntary declaration.

Date :

A. N. S.
Signature

Place :

Note : General Physical Examination and Investigation included in the health check-up Have certain limitations and may not be able to detect all latent and asymptomatic diseases. Any new symptoms developing after the health check-up or persisting thereafter should be brought to the attention of the treating physician.



PARKLINE DIAGNOSTICS PVT. LTD.

L.G. 3, 4 & 5, Bhuvana Towers, Sarojini Devi Road, Secunderabad - 500 003 Tel : 040 - 4203 8139, 2784 5852
7995421787, 7093445852 Email : parklinediagnostics@gmail.com...www.parklinediagnostics.com



NABL Accredited
Certificate No. MC-2566

ENT EXAMINATION

S. No. 4090892

Emp. No.: Spouse

Date 27/3/24

Name Mr. Thimada Naveen
Yadau

Age 38 Yrs

Sex M/F

EARS :

Right

Left

EAC

: patent, no Cerumen.

- do.

TM

: Intact, pearly white
Cone of light (+)

- do.

TFT

: Rinne's +ve

Rinne's +ve

Weber's - Centralized

NOSE

: Septum: (N). Bil. Turb. medians (N), poss. (N) on anterior

THROAT

: Oropharynx (N). Bil. uv. c's (N) (N) mainly
Arytenoids bil.

NECK

: (N)

IMPRESSION

: ENT clinically NAD

Consultant ENT

Dr. D. Hari Krishna Reddy
MS
Head & Neck Surg
Reg. No: 88376

Name : Naveen yadav (Parkline) Sex : M Age : 38

Pt. has come for routine dental checkup.

Date : 27/3/24

OPD No : 1817

Rx

1) DENTAL WATER FLOSSER - ①

(ORALURA COMPANY
 - ACCUSMITH)

Dr. Khuran.

O/E

Calculus - +

RC treated with

Crown int + / 1

Implant int + / 6

Dr. Khuran.



PARKLINE DIAGNOSTICS PVT. LTD.

L.G. 3, 4 & 5, Bhuvana Towers, Sarojini Devi Road, Secunderabad - 500 003 Tel : 040 - 4203 8139, 2784 5852
7995421787, 7093445852 Email : parklinediagnostics@gmail.com www.parklinediagnostics.com

TEST REPORT

Name : Mr . THAMADA NAVEEN YADAV [SPOUSE]
Age / Gender : 38 Years / Male
Ref.By :
Req. No : BIL4090892

TID : UMR1406486
Registered on : 27-Mar-2024 08:05 AM
Reported On : 27-Mar-2024 09:41 AM
Reference : Medi Wheel

DEPARTMENT OF ULTRASOUND Ultrasound Whole Abdomen

LIVER : Normal in size and echotexture. No focal lesions.

No IHBD /CBD dilatation. Portal vein is normal in size.

SPLEEN : Normal in size and echotexture. No focal lesion seen.

GALL BLADDER : Well distended. No sludge / gall stones / sol.
Gall bladder -Wall thickness is normal.
No pericholecystic oedema.

PANCREAS : Normal in size and echotexture.No calcification / sol.
Pancreatic duct is normal. No peripancreatic fluid collection.

RIGHT KIDNEY : 11.2 x 5.3 cms.
Normal in size and echotexture.
Cortical thickness is normal.
No evidence of calculi / sol.
Pelvi calyceal system is normal.

LEFT KIDNEY : 11.5 x 5.9 cms.
Normal in size and echotexture.
Cortical thickness is normal.
No evidence of calculi / sol.
Pelvi calyceal system is normal.

URINARY BLADDER : Well distended. Normal in contour.
Wall thickness is normal. No calculus / sol.

PROSTATE : Measuring 2.7 x 2.4 x 2.0 cms(Vol: 7.4 cc). Normal in size and echotexture.
No calcification / sol.
No pre or para aortic adenopathy / ascites noted.

IMPRESSION : Normal Study.

Clinical correlation.

12
Dr. D.J. MOHAN
MD DMRD
(Reg No. 8995)
Consultant Radiologist



PARKLINE DIAGNOSTICS PVT. LTD.

L.G. 3, 4 & 5, Bhuvana Towers, Sarojini Devi Road, Secunderabad - 500 003 Tel : 040 - 4203 8139, 2784 5852
7995421787, 7093445852 Email : parklinediagnostics@gmail.com www.parklinediagnostics.com

TEST REPORT

Name : Mr . THAMADA NAVEEN YADAV [SPOUSE]
Age / Gender : 38 Years / Male
Ref.By :
Req. No : BIL4090892

TID : UMR1406486
Registered on : 27-Mar-2024 08:05 AM
Reported On : 27-Mar-2024 10:16 AM
Reference : Medi Wheel

X-RAY CHEST PA VIEW

Lung fields are clear.

Cardia is normal.


Hila are normal.

C P angles are free.

Bony cage is normal.

Soft tissues are normal.

IMPRESSION : NORMAL CHEST X-RAY


Dr. D.J. MOHAN
MD DMRD
(Reg No. 8995)
Consultant Radiologist

ID : 4090892
NAME : MR THAMADA NAVEEN YADAV
AGE / SEX : 38 / MALE

HEIGHT (cm) : 179
WEIGHT (kg) : 95
PROTOCOL : BRUCE

REF. BY : MEDIWHEEL
DONE BY : DR PRASHANT P
TECHNICIAN : G.M.SURESH

CASE HISTORY

MEDICATION

OBJECT OF TEST

Routine Check Up.

RISK FACTOR

None.

ACTIVITY

Very Active.

OTHER INVESTIGATION

E C G

REASON FOR TERMINATION

THR ACHIEVED

EXERCISE TOLERANCE

Good (> 10 METS).

EXERCISE INDUCED ARRHYTHMIAS

No.

HAEMO RESPONSE

Normal.

CHRONO RESPONSE

Normal.

FINAL IMPRESSION

EXTRA COMMENTS

Test Negative
[Signature]

Dr. P. PRASHANT MARUTI
DM, Cardiac
Consultant Interventional Cardiologist
Reg. No. TSMC/PMR/25680

Confirmed By : _____

Signature

2632 Tested On 27-03-2024, 09:42:40

BPL DYNATRAC

MR THAMADA NAVEEN YADAV

Male 38Years

HR : 82 bpm
P : 114 ms
PR : 146 ms
QRS : 81 ms
QT/QTc : 360/423 ms
P/QRS/T : 36/26/65 °
RV5/SV1 : 1.269/0.992 mV

Diagnosis Information:
Sinus Rhythm
Flattened T Wave(LaVL)
Low T Wave(V5)

WML



Dr. P. PRASHANT MARUTI
DM., Cardiology
Consultant Interventional Cardiologist
Reg. No. TSMC/FMR/25860

Report Confirmed by:

