


Patient Name	: Mr.GIRI NAIK M	Collected	: 23/Dec/2023 09:34AM
Age/Gender	: 34 Y 3 M 10 D/M	Received	: 23/Dec/2023 11:20AM
UHID/MR No	: CMYS.0000058987	Reported	: 23/Dec/2023 01:37PM
Visit ID	: CMYSOPV120672	Status	: Final Report
Ref Doctor	: Dr.SELF	Sponsor Name	: ARCOFEMI HEALTHCARE LIMITED
Emp/Auth/TPA ID	: 294529250789		

DEPARTMENT OF HAEMATOLOGY

PERIPHERAL SMEAR , WHOLE BLOOD EDTA


Dr. PAVAN KUMAR M
M.B.B.S,M.D(Pathology)
Consultant Pathologist

SIN No:BED230318802



Patient Name : Mr.GIRI NAIK M	Collected : 23/Dec/2023 09:34AM
Age/Gender : 34 Y 3 M 10 D/M	Received : 23/Dec/2023 11:20AM
UHID/MR No : CMYS.0000058987	Reported : 23/Dec/2023 01:37PM
Visit ID : CMYSOPV120672	Status : Final Report
Ref Doctor : Dr.SELF	Sponsor Name : ARCOFEMI HEALTHCARE LIMITED
Emp/Auth/TPA ID : 294529250789	

DEPARTMENT OF HAEMATOLOGY


ARCOFEMI - MEDIWHEEL - FULL BODY ANNUAL PLUS MALE - 2D ECHO - PAN INDIA - FY2324

Test Name	Result	Unit	Bio. Ref. Range	Method
HEMOGRAM , WHOLE BLOOD EDTA				
HAEMOGLOBIN	14.4	g/dL	13-17	Spectrophotometer
PCV	44.30	%	40-50	Electronic pulse & Calculation
RBC COUNT	5.15	Million/cu.mm	4.5-5.5	Electrical Impedance
MCV	86	fL	83-101	Calculated
MCH	28	pg	27-32	Calculated
MCHC	32.6	g/dL	31.5-34.5	Calculated
R.D.W	13.6	%	11.6-14	Calculated
TOTAL LEUCOCYTE COUNT (TLC)	5,800	cells/cu.mm	4000-10000	Electrical Impedance
DIFFERENTIAL LEUCOCYTIC COUNT (DLC)				
NEUTROPHILS	44.7	%	40-80	Electrical Impedance
LYMPHOCYTES	48.4	%	20-40	Electrical Impedance
EOSINOPHILS	2.1	%	1-6	Electrical Impedance
MONOCYTES	4.5	%	2-10	Electrical Impedance
BASOPHILS	0.3	%	<1-2	Electrical Impedance
ABSOLUTE LEUCOCYTE COUNT				
NEUTROPHILS	2592.6	Cells/cu.mm	2000-7000	Calculated
LYMPHOCYTES	2807.2	Cells/cu.mm	1000-3000	Calculated
EOSINOPHILS	121.8	Cells/cu.mm	20-500	Calculated
MONOCYTES	261	Cells/cu.mm	200-1000	Calculated
BASOPHILS	17.4	Cells/cu.mm	0-100	Calculated
PLATELET COUNT	242000	cells/cu.mm	150000-410000	Electrical impedance
ERYTHROCYTE SEDIMENTATION RATE (ESR)	08	mm at the end of 1 hour	0-15	Modified Westergren
PERIPHERAL SMEAR				

R.B.C: Majority are normocytic normochromic.

W.B.C: Are normal in number,morphology and distribution.

Page 2 of 17



Dr. PAVAN KUMAR M
M.B.B.S,M.D(Pathology)
Consultant Pathologist

SIN No:BED230318802



Patient Name	: Mr.GIRI NAIK M	Collected	: 23/Dec/2023 09:34AM
Age/Gender	: 34 Y 3 M 10 D/M	Received	: 23/Dec/2023 11:20AM
UHID/MR No	: CMYS.0000058987	Reported	: 23/Dec/2023 01:37PM
Visit ID	: CMYSOPV120672	Status	: Final Report
Ref Doctor	: Dr.SELF	Sponsor Name	: ARCOFEMI HEALTHCARE LIMITED
Emp/Auth/TPA ID	: 294529250789		


DEPARTMENT OF HAEMATOLOGY

ARCOFEMI - MEDIWHEEL - FULL BODY ANNUAL PLUS MALE - 2D ECHO - PAN INDIA - FY2324

Platelets: Adequate and are seen in singles and clumps.

Hemoparasites: Not seen.

IMPRESSION: NORMOCYTIC NORMOCHROMIC BLOOD PICTURE.


Dr. PAVAN KUMAR M
M.B.B.S,M.D(Pathology)
Consultant Pathologist

SIN No:BED230318802



Patient Name : Mr.GIRI NAIK M	Collected : 23/Dec/2023 09:34AM
Age/Gender : 34 Y 3 M 10 D/M	Received : 23/Dec/2023 11:20AM
UHID/MR No : CMYS.0000058987	Reported : 23/Dec/2023 01:55PM
Visit ID : CMYSOPV120672	Status : Final Report
Ref Doctor : Dr.SELF	Sponsor Name : ARCOFEMI HEALTHCARE LIMITED
Emp/Auth/TPA ID : 294529250789	

DEPARTMENT OF HAEMATOLOGY

ARCOFEMI - MEDIWHEEL - FULL BODY ANNUAL PLUS MALE - 2D ECHO - PAN INDIA - FY2324

Test Name	Result	Unit	Bio. Ref. Range	Method
BLOOD GROUP ABO AND RH FACTOR , WHOLE BLOOD EDTA				
BLOOD GROUP TYPE	B			Forward & Reverse Grouping with Slide/Tube Aggluti
Rh TYPE	POSITIVE			Forward & Reverse Grouping with Slide/Tube Agglutination



Dr. PAVAN KUMAR M
M.B.B.S,M.D(Pathology)
Consultant Pathologist

SIN No:BED230318802



Patient Name : Mr.GIRI NAIK M	Collected : 23/Dec/2023 09:33AM
Age/Gender : 34 Y 3 M 10 D/M	Received : 23/Dec/2023 11:03AM
UHID/MR No : CMYS.0000058987	Reported : 23/Dec/2023 11:31AM
Visit ID : CMYSOPV120672	Status : Final Report
Ref Doctor : Dr.SELF	Sponsor Name : ARCOFEMI HEALTHCARE LIMITED
Emp/Auth/TPA ID : 294529250789	

DEPARTMENT OF BIOCHEMISTRY

ARCOFEMI - MEDIWHEEL - FULL BODY ANNUAL PLUS MALE - 2D ECHO - PAN INDIA - FY2324

Test Name	Result	Unit	Bio. Ref. Range	Method
GLUCOSE, FASTING , NAF PLASMA	88	mg/dl	74-106	GOD, POD

Comment:

As per American Diabetes Guidelines, 2023

Fasting Glucose Values in mg/dL	Interpretation
70-100 mg/dL	Normal
100-125 mg/dL	Prediabetes
≥126 mg/dL	Diabetes
<70 mg/dL	Hypoglycemia

Note:

- The diagnosis of Diabetes requires a fasting plasma glucose of $>$ or $=$ 126 mg/dL and/or a random / 2 hr post glucose value of $>$ or $=$ 200 mg/dL on at least 2 occasions.
- Very high glucose levels ($>$ 450 mg/dL in adults) may result in Diabetic Ketoacidosis & is considered critical.



Dr. PAVAN KUMAR M
M.B.B.S,M.D(Pathology)
Consultant Pathologist

SIN No:PLF02078131



Patient Name : Mr.GIRI NAIK M	Collected : 23/Dec/2023 09:34AM
Age/Gender : 34 Y 3 M 10 D/M	Received : 23/Dec/2023 02:15PM
UHID/MR No : CMYS.0000058987	Reported : 23/Dec/2023 03:29PM
Visit ID : CMYSOPV120672	Status : Final Report
Ref Doctor : Dr.SELF	Sponsor Name : ARCOFEMI HEALTHCARE LIMITED
Emp/Auth/TPA ID : 294529250789	

DEPARTMENT OF BIOCHEMISTRY

ARCOFEMI - MEDIWHEEL - FULL BODY ANNUAL PLUS MALE - 2D ECHO - PAN INDIA - FY2324

Test Name	Result	Unit	Bio. Ref. Range	Method
GLUCOSE, POST PRANDIAL (PP), 2 HOURS , SODIUM FLUORIDE PLASMA (2 HR)	74	mg/dL	70-140	GOD - POD

Result is rechecked. Kindly correlate clinically

Comment:

It is recommended that FBS and PPBS should be interpreted with respect to their Biological reference ranges and not with each other.

Conditions which may lead to lower postprandial glucose levels as compared to fasting glucose levels may be due to reactive hypoglycemia, dietary meal content, duration or timing of sampling after food digestion and absorption, medications such as insulin preparations, sulfonylureas, amylin analogues, or conditions such as overproduction of insulin.


Test Name	Result	Unit	Bio. Ref. Range	Method
HBA1C (GLYCATED HEMOGLOBIN) , WHOLE BLOOD EDTA				
HBA1C, GLYCATED HEMOGLOBIN	4.9	%		HPLC
ESTIMATED AVERAGE GLUCOSE (eAG)	94	mg/dL		Calculated

Comment:

Reference Range as per American Diabetes Association (ADA) 2023 Guidelines:

REFERENCE GROUP	HBA1C %
NON DIABETIC	<5.7
PREDIABETES	5.7 – 6.4
DIABETES	≥ 6.5
DIABETICS	
EXCELLENT CONTROL	6 – 7
FAIR TO GOOD CONTROL	7 – 8
UNSATISFACTORY CONTROL	8 – 10
POOR CONTROL	>10

Note: Dietary preparation or fasting is not required.



Dr. PAVAN KUMAR M
M.B.B.S,M.D(Pathology)
Consultant Pathologist

SIN No:EDT230117987




Patient Name	: Mr.GIRI NAIK M	Collected	: 23/Dec/2023 09:34AM
Age/Gender	: 34 Y 3 M 10 D/M	Received	: 23/Dec/2023 02:15PM
UHID/MR No	: CMYS.0000058987	Reported	: 23/Dec/2023 03:29PM
Visit ID	: CMYSOPV120672	Status	: Final Report
Ref Doctor	: Dr.SELF	Sponsor Name	: ARCOFEMI HEALTHCARE LIMITED
Emp/Auth/TPA ID	: 294529250789		

DEPARTMENT OF BIOCHEMISTRY

ARCOFEMI - MEDIWHEEL - FULL BODY ANNUAL PLUS MALE - 2D ECHO - PAN INDIA - FY2324

1. HbA1C is recommended by American Diabetes Association for Diagnosing Diabetes and monitoring Glycemic Control by American Diabetes Association guidelines 2023.
2. Trends in HbA1C values is a better indicator of Glycemic control than a single test.
3. Low HbA1C in Non-Diabetic patients are associated with Anemia (Iron Deficiency/Hemolytic), Liver Disorders, Chronic Kidney Disease. Clinical Correlation is advised in interpretation of low Values.
4. Falsely low HbA1c (below 4%) may be observed in patients with clinical conditions that shorten erythrocyte life span or decrease mean erythrocyte age. HbA1c may not accurately reflect glyceimic control when clinical conditions that affect erythrocyte survival are present.
5. In cases of Interference of Hemoglobin variants in HbA1C, alternative methods (Fructosamine) estimation is recommended for Glycemic Control
 - A: HbF >25%
 - B: Homozygous Hemoglobinopathy.
(Hb Electrophoresis is recommended method for detection of Hemoglobinopathy)



Dr. PAVAN KUMAR M
M.B.B.S,M.D(Pathology)
Consultant Pathologist

SIN No:EDT230117987



Patient Name : Mr.GIRI NAIK M	Collected : 23/Dec/2023 09:34AM
Age/Gender : 34 Y 3 M 10 D/M	Received : 23/Dec/2023 11:12AM
UHID/MR No : CMYS.0000058987	Reported : 23/Dec/2023 03:29PM
Visit ID : CMYSOPV120672	Status : Final Report
Ref Doctor : Dr.SELF	Sponsor Name : ARCOFEMI HEALTHCARE LIMITED
Emp/Auth/TPA ID : 294529250789	

DEPARTMENT OF BIOCHEMISTRY

ARCOFEMI - MEDIWHEEL - FULL BODY ANNUAL PLUS MALE - 2D ECHO - PAN INDIA - FY2324


Test Name	Result	Unit	Bio. Ref. Range	Method
LIPID PROFILE , SERUM				
TOTAL CHOLESTEROL	195	mg/dl	0-200	CHOD
TRIGLYCERIDES	70	mg/dl	0-150	GPO, Trinder
HDL CHOLESTEROL	35	mg/dL	>40	CHE/CHO/POD
NON-HDL CHOLESTEROL	160	mg/dL	<130	Calculated
LDL CHOLESTEROL	146.21	mg/dL	<100	Calculated
VLDL CHOLESTEROL	13.96	mg/dL	<30	Calculated
CHOL / HDL RATIO	5.60		0-4.97	Calculated

Comment:

Reference Interval as per National Cholesterol Education Program (NCEP) Adult Treatment Panel III Report.

	Desirable	Borderline High	High	Very High
TOTAL CHOLESTEROL	< 200	200 - 239	≥ 240	
TRIGLYCERIDES	<150	150 - 199	200 - 499	≥ 500
LDL	Optimal < 100 Near Optimal 100-129	130 - 159	160 - 189	≥ 190
HDL	≥ 60			
NON-HDL CHOLESTEROL	Optimal <130; Above Optimal 130-159	160-189	190-219	>220

- Measurements in the same patient on different days can show physiological and analytical variations.
- NCEP ATP III identifies non-HDL cholesterol as a secondary target of therapy in persons with high triglycerides.
- Primary prevention algorithm now includes absolute risk estimation and lower LDL Cholesterol target levels to determine eligibility of drug therapy.
- Low HDL levels are associated with Coronary Heart Disease due to insufficient HDL being available to participate in reverse cholesterol transport, the process by which cholesterol is eliminated from peripheral tissues.
- As per NCEP guidelines, all adults above the age of 20 years should be screened for lipid status. Selective screening of children above the age of 2 years with a family history of premature cardiovascular disease or those with at least one parent with high total cholesterol is recommended.
- VLDL, LDL Cholesterol Non HDL Cholesterol, CHOL/HDL RATIO, LDL/HDL RATIO are calculated parameters when Triglycerides are below 350mg/dl. When Triglycerides are more than 350 mg/dl LDL cholesterol is a direct measurement.



Dr. PAVAN KUMAR M
M.B.B.S,M.D(Pathology)
Consultant Pathologist


SIN No:SE04580110



Patient Name	: Mr.GIRI NAIK M	Collected	: 23/Dec/2023 09:34AM
Age/Gender	: 34 Y 3 M 10 D/M	Received	: 23/Dec/2023 11:12AM
UHID/MR No	: CMYS.0000058987	Reported	: 23/Dec/2023 03:29PM
Visit ID	: CMYSOPV120672	Status	: Final Report
Ref Doctor	: Dr.SELF	Sponsor Name	: ARCOFEMI HEALTHCARE LIMITED
Emp/Auth/TPA ID	: 294529250789		

DEPARTMENT OF BIOCHEMISTRY

ARCOFEMI - MEDIWHEEL - FULL BODY ANNUAL PLUS MALE - 2D ECHO - PAN INDIA - FY2324


Dr. PAVAN KUMAR M
M.B.B.S,M.D(Pathology)
Consultant Pathologist

SIN No:SE04580110



Patient Name	: Mr.GIRI NAIK M	Collected	: 23/Dec/2023 09:34AM
Age/Gender	: 34 Y 3 M 10 D/M	Received	: 23/Dec/2023 11:12AM
UHID/MR No	: CMYS.0000058987	Reported	: 23/Dec/2023 03:29PM
Visit ID	: CMYSOPV120672	Status	: Final Report
Ref Doctor	: Dr.SELF	Sponsor Name	: ARCOFEMI HEALTHCARE LIMITED
Emp/Auth/TPA ID	: 294529250789		

DEPARTMENT OF BIOCHEMISTRY

ARCOFEMI - MEDIWHEEL - FULL BODY ANNUAL PLUS MALE - 2D ECHO - PAN INDIA - FY2324

Test Name	Result	Unit	Bio. Ref. Range	Method
LIVER FUNCTION TEST (LFT) , SERUM				
BILIRUBIN, TOTAL	0.89	mg/dl	0-1.2	NBD
BILIRUBIN CONJUGATED (DIRECT)	0.23	mg/dl	0-0.2	Diazotized sulfanilic acid
BILIRUBIN (INDIRECT)	0.66	mg/dL	0.0-1.1	Dual Wavelength
ALANINE AMINOTRANSFERASE (ALT/SGPT)	26	U/l	0-45	IFCC
ASPARTATE AMINOTRANSFERASE (AST/SGOT)	21.0	U/l	0-35	IFCC
ALKALINE PHOSPHATASE	86.00	U/l	53-128	IFCC (AMP buffer)
PROTEIN, TOTAL	8.00	g/dl	6.4-8.3	Biuret
ALBUMIN	4.89	g/dl	3.5-5.2	Bromcresol Green
GLOBULIN	3.11	g/dL	2.0-3.5	Calculated
A/G RATIO	1.57		0.9-2.0	Calculated

Comment:

LFT results reflect different aspects of the health of the liver, i.e., hepatocyte integrity (AST & ALT), synthesis and secretion of bile (Bilirubin, ALP), cholestasis (ALP, GGT), protein synthesis (Albumin)

Common patterns seen:

1. Hepatocellular Injury:

- AST – Elevated levels can be seen. However, it is not specific to liver and can be raised in cardiac and skeletal injuries.
- ALT – Elevated levels indicate hepatocellular damage. It is considered to be most specific lab test for hepatocellular injury. Values also correlate well with increasing BMI.
- Disproportionate increase in AST, ALT compared with ALP.
- Bilirubin may be elevated.
- AST: ALT (ratio) – In case of hepatocellular injury AST: ALT > 1 In Alcoholic Liver Disease AST: ALT usually >2. This ratio is also seen to be increased in NAFLD, Wilson's diseases, Cirrhosis, but the increase is usually not >2.

2. Cholestatic Pattern:

- ALP – Disproportionate increase in ALP compared with AST, ALT.
- Bilirubin may be elevated.
- ALP elevation also seen in pregnancy, impacted by age and sex.
- To establish the hepatic origin correlation with GGT helps. If GGT elevated indicates hepatic cause of increased ALP.

3. Synthetic function impairment:

Page 10 of 17



Dr. PAVAN KUMAR M
M.B.B.S.,M.D(Pathology)
Consultant Pathologist

SIN No:SE04580110




Patient Name	: Mr.GIRI NAIK M	Collected	: 23/Dec/2023 09:34AM
Age/Gender	: 34 Y 3 M 10 D/M	Received	: 23/Dec/2023 11:12AM
UHID/MR No	: CMYS.0000058987	Reported	: 23/Dec/2023 03:29PM
Visit ID	: CMYSOPV120672	Status	: Final Report
Ref Doctor	: Dr.SELF	Sponsor Name	: ARCOFEMI HEALTHCARE LIMITED
Emp/Auth/TPA ID	: 294529250789		

DEPARTMENT OF BIOCHEMISTRY

ARCOFEMI - MEDIWHEEL - FULL BODY ANNUAL PLUS MALE - 2D ECHO - PAN INDIA - FY2324

- Albumin- Liver disease reduces albumin levels.
- Correlation with PT (Prothrombin Time) helps.


Dr. PAVAN KUMAR M
M.B.B.S,M.D(Pathology)
Consultant Pathologist

SIN No:SE04580110



Patient Name : Mr.GIRI NAIK M	Collected : 23/Dec/2023 09:34AM
Age/Gender : 34 Y 3 M 10 D/M	Received : 23/Dec/2023 11:12AM
UHID/MR No : CMYS.0000058987	Reported : 23/Dec/2023 03:29PM
Visit ID : CMYSOPV120672	Status : Final Report
Ref Doctor : Dr.SELF	Sponsor Name : ARCOFEMI HEALTHCARE LIMITED
Emp/Auth/TPA ID : 294529250789	

DEPARTMENT OF BIOCHEMISTRY

ARCOFEMI - MEDIWHEEL - FULL BODY ANNUAL PLUS MALE - 2D ECHO - PAN INDIA - FY2324

Test Name	Result	Unit	Bio. Ref. Range	Method
RENAL PROFILE/KIDNEY FUNCTION TEST (RFT/KFT) , SERUM				
CREATININE	1.02	mg/dL	0.66-1.25	Creatinine amidohydrolase
UREA	30.49	mg/dl	13-43	Urease, UV
BLOOD UREA NITROGEN	14.2	mg/dL	8.0 - 23.0	Calculated
URIC ACID	6.90	mg/dL	3.5-8.5	Uricase
CALCIUM	10.09	mg/dl	8.6-10.3	Arsenazo III
PHOSPHORUS, INORGANIC	3.72	mg/dl	2.7-4.5	Molybdate
SODIUM	145	mmol/L	135-145	Direct ISE
POTASSIUM	4.6	mmol/L	3.5-5.1	Direct ISE
CHLORIDE	102	mmol/L	98 - 107	Direct ISE



Dr. PAVAN KUMAR M
M.B.B.S,M.D(Pathology)
Consultant Pathologist

SIN No:SE04580110




Patient Name : Mr.GIRI NAIK M	Collected : 23/Dec/2023 09:34AM
Age/Gender : 34 Y 3 M 10 D/M	Received : 23/Dec/2023 11:12AM
UHID/MR No : CMYS.0000058987	Reported : 23/Dec/2023 03:18PM
Visit ID : CMYSOPV120672	Status : Final Report
Ref Doctor : Dr.SELF	Sponsor Name : ARCOFEMI HEALTHCARE LIMITED
Emp/Auth/TPA ID : 294529250789	

DEPARTMENT OF BIOCHEMISTRY

ARCOFEMI - MEDIWHEEL - FULL BODY ANNUAL PLUS MALE - 2D ECHO - PAN INDIA - FY2324

Test Name	Result	Unit	Bio. Ref. Range	Method
GAMMA GLUTAMYL TRANSPEPTIDASE (GGT) , SERUM	16.00	U/l	0-55	IFCC



Dr. PAVAN KUMAR M
M.B.B.S,M.D(Pathology)
Consultant Pathologist

SIN No:SE04580110



Patient Name : Mr.GIRI NAIK M	Collected : 23/Dec/2023 09:34AM
Age/Gender : 34 Y 3 M 10 D/M	Received : 23/Dec/2023 11:12AM
UHID/MR No : CMYS.0000058987	Reported : 23/Dec/2023 12:34PM
Visit ID : CMYSOPV120672	Status : Final Report
Ref Doctor : Dr.SELF	Sponsor Name : ARCOFEMI HEALTHCARE LIMITED
Emp/Auth/TPA ID : 294529250789	

DEPARTMENT OF IMMUNOLOGY

ARCOFEMI - MEDIWHEEL - FULL BODY ANNUAL PLUS MALE - 2D ECHO - PAN INDIA - FY2324


Test Name	Result	Unit	Bio. Ref. Range	Method
THYROID PROFILE TOTAL (T3, T4, TSH) , SERUM				
TRI-iodothyronine (T3, TOTAL)	1.01	ng/mL	0.64-1.52	CMIA
THYROXINE (T4, TOTAL)	7.84	µg/dL	4.87-11.72	CMIA
THYROID STIMULATING HORMONE (TSH)	1.330	µIU/mL	0.35-4.94	CMIA

Comment:

For pregnant females	Bio Ref Range for TSH in uIU/ml (As per American Thyroid Association)
First trimester	0.1 - 2.5
Second trimester	0.2 - 3.0
Third trimester	0.3 - 3.0

1. TSH is a glycoprotein hormone secreted by the anterior pituitary. TSH activates production of T3 (Triiodothyronine) and its prohormone T4 (Thyroxine). Increased blood level of T3 and T4 inhibit production of TSH.
2. TSH is elevated in primary hypothyroidism and will be low in primary hyperthyroidism. Elevated or low TSH in the context of normal free thyroxine is often referred to as sub-clinical hypo- or hyperthyroidism respectively.
3. Both T4 & T3 provides limited clinical information as both are highly bound to proteins in circulation and reflects mostly inactive hormone. Only a very small fraction of circulating hormone is free and biologically active.
4. Significant variations in TSH can occur with circadian rhythm, hormonal status, stress, sleep deprivation, medication & circulating antibodies.

TSH	T3	T4	FT4	Conditions
High	Low	Low	Low	Primary Hypothyroidism, Post Thyroidectomy, Chronic Autoimmune Thyroiditis
High	N	N	N	Subclinical Hypothyroidism, Autoimmune Thyroiditis, Insufficient Hormone Replacement Therapy.
N/Low	Low	Low	Low	Secondary and Tertiary Hypothyroidism
Low	High	High	High	Primary Hyperthyroidism, Goitre, Thyroiditis, Drug effects, Early Pregnancy
Low	N	N	N	Subclinical Hyperthyroidism
Low	Low	Low	Low	Central Hypothyroidism, Treatment with Hyperthyroidism
Low	N	High	High	Thyroiditis, Interfering Antibodies
N/Low	High	N	N	T3 Thyrotoxicosis, Non thyroidal causes
High	High	High	High	Pituitary Adenoma; TSHoma/Thyrotropinoma



Dr. PAVAN KUMAR M
M.B.B.S,M.D(Pathology)
Consultant Pathologist


SIN No:SPL23189102



Patient Name	: Mr.GIRI NAIK M	Collected	: 23/Dec/2023 09:34AM
Age/Gender	: 34 Y 3 M 10 D/M	Received	: 23/Dec/2023 11:12AM
UHID/MR No	: CMYS.0000058987	Reported	: 23/Dec/2023 12:34PM
Visit ID	: CMYSOPV120672	Status	: Final Report
Ref Doctor	: Dr.SELF	Sponsor Name	: ARCOFEMI HEALTHCARE LIMITED
Emp/Auth/TPA ID	: 294529250789		

DEPARTMENT OF IMMUNOLOGY

ARCOFEMI - MEDIWHEEL - FULL BODY ANNUAL PLUS MALE - 2D ECHO - PAN INDIA - FY2324


Dr. PAVAN KUMAR M
M.B.B.S,M.D(Pathology)
Consultant Pathologist

SIN No:SPL23189102



Patient Name : Mr.GIRI NAIK M	Collected : 23/Dec/2023 09:34AM
Age/Gender : 34 Y 3 M 10 D/M	Received : 23/Dec/2023 01:31PM
UHID/MR No : CMYS.0000058987	Reported : 23/Dec/2023 01:56PM
Visit ID : CMYSOPV120672	Status : Final Report
Ref Doctor : Dr.SELF	Sponsor Name : ARCOFEMI HEALTHCARE LIMITED
Emp/Auth/TPA ID : 294529250789	

DEPARTMENT OF CLINICAL PATHOLOGY

ARCOFEMI - MEDIWHEEL - FULL BODY ANNUAL PLUS MALE - 2D ECHO - PAN INDIA - FY2324

Test Name	Result	Unit	Bio. Ref. Range	Method
COMPLETE URINE EXAMINATION (CUE) , URINE				
PHYSICAL EXAMINATION				
COLOUR	PALE YELLOW		PALE YELLOW	Visual
TRANSPARENCY	CLEAR		CLEAR	Visual
pH	6.0		5-7.5	Bromothymol Blue
SP. GRAVITY	1.010		1.002-1.030	Dipstick
BIOCHEMICAL EXAMINATION				
URINE PROTEIN	NEGATIVE		NEGATIVE	PROTEIN ERROR OF INDICATOR
GLUCOSE	NEGATIVE		NEGATIVE	GOD-POD
URINE BILIRUBIN	NEGATIVE		NEGATIVE	AZO COUPLING
URINE KETONES (RANDOM)	NEGATIVE		NEGATIVE	NITROPRUSSIDE
UROBILINOGEN	NORMAL		NORMAL	EHRlich
BLOOD	NEGATIVE		NEGATIVE	Dipstick
NITRITE	NEGATIVE		NEGATIVE	Dipstick
LEUCOCYTE ESTERASE	NEGATIVE		NEGATIVE	PYRROLE HYDROLYSIS
CENTRIFUGED SEDIMENT WET MOUNT AND MICROSCOPY				
PUS CELLS	3 - 4	/hpf	0-5	Microscopy
EPITHELIAL CELLS	1 - 2	/hpf	<10	MICROSCOPY
RBC	NIL	/hpf	0-2	MICROSCOPY
CASTS	NIL		0-2 Hyaline Cast	MICROSCOPY
CRYSTALS	ABSENT		ABSENT	MICROSCOPY



Dr. PAVAN KUMAR M
M.B.B.S,M.D(Pathology)
Consultant Pathologist

SIN No:UR2248376



Patient Name : Mr.GIRI NAIK M	Collected : 23/Dec/2023 09:34AM
Age/Gender : 34 Y 3 M 10 D/M	Received : 23/Dec/2023 01:31PM
UHID/MR No : CMYS.0000058987	Reported : 23/Dec/2023 01:56PM
Visit ID : CMYSOPV120672	Status : Final Report
Ref Doctor : Dr.SELF	Sponsor Name : ARCOFEMI HEALTHCARE LIMITED
Emp/Auth/TPA ID : 294529250789	

DEPARTMENT OF CLINICAL PATHOLOGY


ARCOFEMI - MEDIWHEEL - FULL BODY ANNUAL PLUS MALE - 2D ECHO - PAN INDIA - FY2324

Test Name	Result	Unit	Bio. Ref. Range	Method
URINE GLUCOSE(POST PRANDIAL)	NEGATIVE		NEGATIVE	Dipstick

Test Name	Result	Unit	Bio. Ref. Range	Method
URINE GLUCOSE(FASTING)	NEGATIVE		NEGATIVE	Dipstick

*** End Of Report ***

Page 17 of 17


Dr. PAVAN KUMAR M
M.B.B.S,M.D(Pathology)
Consultant Pathologist

SIN No:UF010064



Patient Name : Mr. GIRI NAIK M

Age/Gender : 34 Y/M

UHID/MR No. : CMYS.0000058987

OP Visit No : CMYSOPV120672

Sample Collected on :

Reported on : 27-12-2023 11:39

LRN# : RAD2188269

Specimen :

Ref Doctor : SELF

Emp/Auth/TPA ID : 294529250789

DEPARTMENT OF RADIOLOGY

ULTRASOUND - WHOLE ABDOMEN

LIVER: It is normal in size, outline and echotexture. No focal lesions seen. IHBR are not dilated. CBD and Portal vein are normal.

GALL BLADDER: It is well distended and normal. No e/o calculi.

SPLEEN: It is normal in size, outline and echopattern. No e/o focal lesions.

PANCREAS: It is normal in size, outline and echopattern.

RIGHT KIDNEY: It Measures 105x42 mm with parenchymal thickness of 14 mm. It is normal in size, outline and echotexture. No e/o calculus or hydronephrosis seen.

LEFT KIDNEY: It measures 96x42 mm with parenchymal thickness of 11 mm. It is normal in size, outline and echotexture. No e/o calculus or hydronephrosis seen.

URINARY BLADDER: It is well distended. The UB wall is normal. No e/o calculi.


PROSTATE: It measures 28x32x34 mm with a volume of 16 cc. It is normal in size, outline and echotexture. The vascularity of prostate is normal.

RIF: No evidence of focal collection or mass lesion seen. Appendix is not visualized.

OTHERS: No e/o free fluid in the abdomen. No e/o lymphadenopathy. No e/o gut wall thickening. No mass lesion seen in the abdomen.

IMPRESSION: NORMAL STUDY.

Pradeep Kumar C N, DNB
Consultant Radiologist.



Dr. PRADEEP KUMAR C N
MBBS DNB(RADIOLOGY)

Radiology

CERTIFICATE OF MEDICAL FITNESS

This is to certify that I have conducted the clinical examination

of MR. GIRE NAIK M on 23/12/2023

After reviewing the medical history and on clinical examination it has been found that he/she is

	Tick
<ul style="list-style-type: none"> • Medically Fit 	✓
<ul style="list-style-type: none"> • Fit with restrictions/recommendations <p>Though following restrictions have been revealed, in my opinion, these are not impediments to the job.</p> <p>1.....</p> <p>2.....</p> <p>3.....</p> <p>However the employee should follow the advice/medication that has been communicated to him/her.</p> <p>Review after _____</p>	
<ul style="list-style-type: none"> • Currently Unfit. <p>Review after _____ recommended</p>	
<ul style="list-style-type: none"> • Unfit 	

Dr. *Pravara*
Medical Officer
The Apollo Clinic, Mysore.

This certificate is not meant for medico-legal purposes

Apollo Health and Lifestyle Limited

Regd. Office: 1-10-60-62, Ashoka Raghupathi Chambers, 5th Floor, Begumpet, Hyderabad, Telangana - 500 016
Ph. No: 040 4904 7777 Fax No: 4904 7744 | Email ID: enquiry@apollohl.com | www.apollohl.com

APOLLO CLINICS NETWORK KARNATAKA

Bangalore (Basavanagudi | Bellandur | Electronic City | Fraser Town | HSR Layout | Indira Nagar | JP Nagar | Kundalahalli | Koramangala | Sarjapur Road) Mysore (VV Mohalla)

Online appointments: www.apolloclinic.com

Apollo Clinic
23, 1st Floor,
Kalidasa Road, Mysore - 02
Ph : 0821-4000000 BOOK AN APPOINTMENT

1860 500 7788

Date : 23-12-2023
MR NO : CMYS.0000058987

Department : GENERAL
Doctor :

Name : Mr. GIRI NAIK M

Registration No :

Age/ Gender : 34 Y / Male

Qualification :

Consultation Timing: 09:13

Height : 173	Weight : 61.3	BMI :	Waist Circum :
Temp :	Pulse :	Resp :	B.P : 110/70

General Examination /
Allergies History

Clinical Diagnosis & Management Plan

Rt eye

lf eye

Near
vision

6/6

6/6

Distant
vision

6/24

6/24

corrected with glasses

6/6

6/6

Close
vision

(N)

(N)

Follow up date :

Doctor Signature

Apollo Clinic
23, 1st Floor,
Kalidasa Road, Mysore - 02
Ph : 0821-4006040/41

Date : 23-12-2023
MR NO : CMYS.0000058987

Department : GENERAL
Doctor :

Name : Mr. GIRI NAIK M

Registration No :

Age/ Gender : 34 Y / Male

Qualification :

Consultation Timing: 09:13

Height : 173	Weight : 61.7	BMI :	Waist Circum :
Temp :	Pulse :	Resp :	B.P : 110/70

General Examination /
Allergies History

Clinical Diagnosis & Management Plan

No complaints.

Adv

- Healthy diet
- Regular exercise.

Follow up date :

Doctor Signature

Apollo Clinic
23, 1st Floor,
Kalidasa Road, Mysore - 02
Ph : 0821-4006040/41

Date : 23-12-2023
MR NO : CMYS.0000058987
Name : Mr. GIRI NAIK M
Age/ Gender : 34 Y / Male

Department : GENERAL
Doctor :
Registration No :
Qualification :

Consultation Timing: 09:13

Height : 175	Weight : 61.4	BMI :	Waist Circum :
Temp :	Pulse :	Resp :	B.P : 110/70

General Examination /
Allergies History

Clinical Diagnosis & Management Plan

Nose - BLHIT (+).
Throat - NAD.
Oropharynx - NAD.
Oroph. - NAD.

⊕



Follow up date :

Doctor Signature

Apollo Clinic
23, 1st Floor,
Kalidasa Road, Mysore - 02
Ph : 0821-4006040/41

Date : 23-12-2023
MR NO : CMYS.0000058987

Department : GENERAL Dietetics
Doctor : Maadhava . B.P

Name : Mr. GIRI NAIK M
Age/ Gender : 34 Y / Male

Registration No :
Qualification : M.Sc Nutrition & Dietetic
PhD*

Consultation Timing: 09:13

TBM - 69kg

Height : 173	Weight : 61.3	BMI : 20.5 kg/m ²	Waist Circum :
Temp :	Pulse :	Resp :	B.P : 110/70


General Examination / Allergies History

HDL - 35
NON-HDL - 160
LDL - 146.21
chol/HDL - 5.60

Clinical Diagnosis & Management Plan

- ⇒ Advised high protein, high calories diet with more of fiber foods.
- ⇒ Cooking oil - 1/2 liter (person/month). Change the oil every month or 2 months once.
- ⇒ Use combination of oil like Rice bran oil, Groundnut oil, Gingelly oil, Mustard oil, coconut oil & ghee. But do not mix the oils.
- ⇒ Avoid having red meat on regular basis.
- ⇒ Avoid alcohol, sugar, too much of salt, baking soda & creams completely.
- ⇒ Avoid Salty products, chips, junk food, deep fried foods, packed and processed foods.

Follow up date :


Doctor Signature 23/12/2023

⇒ Drink 12-14 big glasses of water (day)

Apollo Clinic
23, 1st Floor,
Kalidasa Road, Mysore - 02
Ph : 0821-4006040/41

Patient's Name : Mr.Giri Naik M	Age & Sex; 34Yrs /Male
Date : 23.12.2023	UHID No:58987

2D ECHOCARDIOGRAPHY STUDY

Impression:

- Normal chamber volumes
- No regional wall motion abnormality
- Normal left ventricular systolic function. EF 62 %
- Mild MR/ PR
- No clots. No pericardial effusion

Findings

Left Ventricle:	No RWMA
Right Ventricle	Normal
Left Atrium	Normal
Right Atrium	Normal
Aorta	Normal
Pulmonary Artery	Normal
IAS	Intact
IVS	Intact
Valves	Normal
Pericardium	Normal
Doppler	Mild MR/ PR

Apollo Health and Lifestyle Limited

Regd. Office: 110-62/2, Ashoka Rajgopathi Chambers, 5th Floor, Begumpet, Hyderabad, Telangana - 500 016
 Ph. No. (04) 4304 7777 Fax No. 4304 7744 | Email ID: enquiry@apollohi.com | www.apollohi.com

APOLLO CLINICS NETWORK KARNATAKA

Bangalore | Basavaneswara | Bellandur | Electronic City | Fraser Town | MSR Layout | Indira Nagar | JP Nagar | Kundalahalli |
 Koramangala | Marajpet Road | Mysore (VV Mohalla)

Online appointments: www.apolloclinic.com

TO BOOK AN APPOINTMENT

1860 500 7788

Patient's Name : Mr.Giri Naik M	Age & Sex; 34Yrs /Male
Date : 23.12.2023	UHID No:58987

Measurements

AO : 2.4 cm
 LA : 2.7 cm

 RV : 2.7 cm
 LVIDd : 4.41 cm
 LVIDs : 2.92 cm
 IVSd : 0.92 cm
 IVSs : 1.21 cm
 PWd : 1.05 cm
 PWs : 1.21 cm
 EF : 62.0 %
 FS : 33.0 %

Doppler

	MV		TV		AV		PV	
E	0.91 m/s	E	---	m/s	V max	1.14 m/s	V max	1.04 m/s
A:	0.30 m/s	A	---	m/s				
MR	1/4	TR	Nil	AR	Nil	PR	1/4	

Dr. GURU PRASAD. B. V, MBBS, PGDCC
 CONSULTANT – NON-INVASIVE CARDIOLOGY



Apollo Health and Lifestyle Limited

CIN: U65110TG000091515819
 Apollo Clinic - 100 016 | Apollo Bhadrachalam | Chennarayana, 5th Floor, Bengaluru Hyderabad | Telangana - 500 016
 Apollo Clinic - 100 017 | Apollo Hyderabad | Hyderabad - 500 017 | Apollo Clinic - 100 018 | Apollo Mysore | Mysore - 575 001

APOLLO CLINIC & THERAPY CENTERS
 Bangalore - Bengaluru | Bellary | Chennarayana City | Frazer Town | MSR Layout | Indira Nagar | JP Nagar | Kundalahalli |
 Kuvempu Road - Mysore | Mysore - 575 001

Contact: 1860 500 7788 | www.apollohospitals.com


TO BOOK AN APPOINTMENT

1860 500 7788

ID: 58987
MR GIRI NAIK M
Male 34Years
173cm 61kg 110/70 mmHg

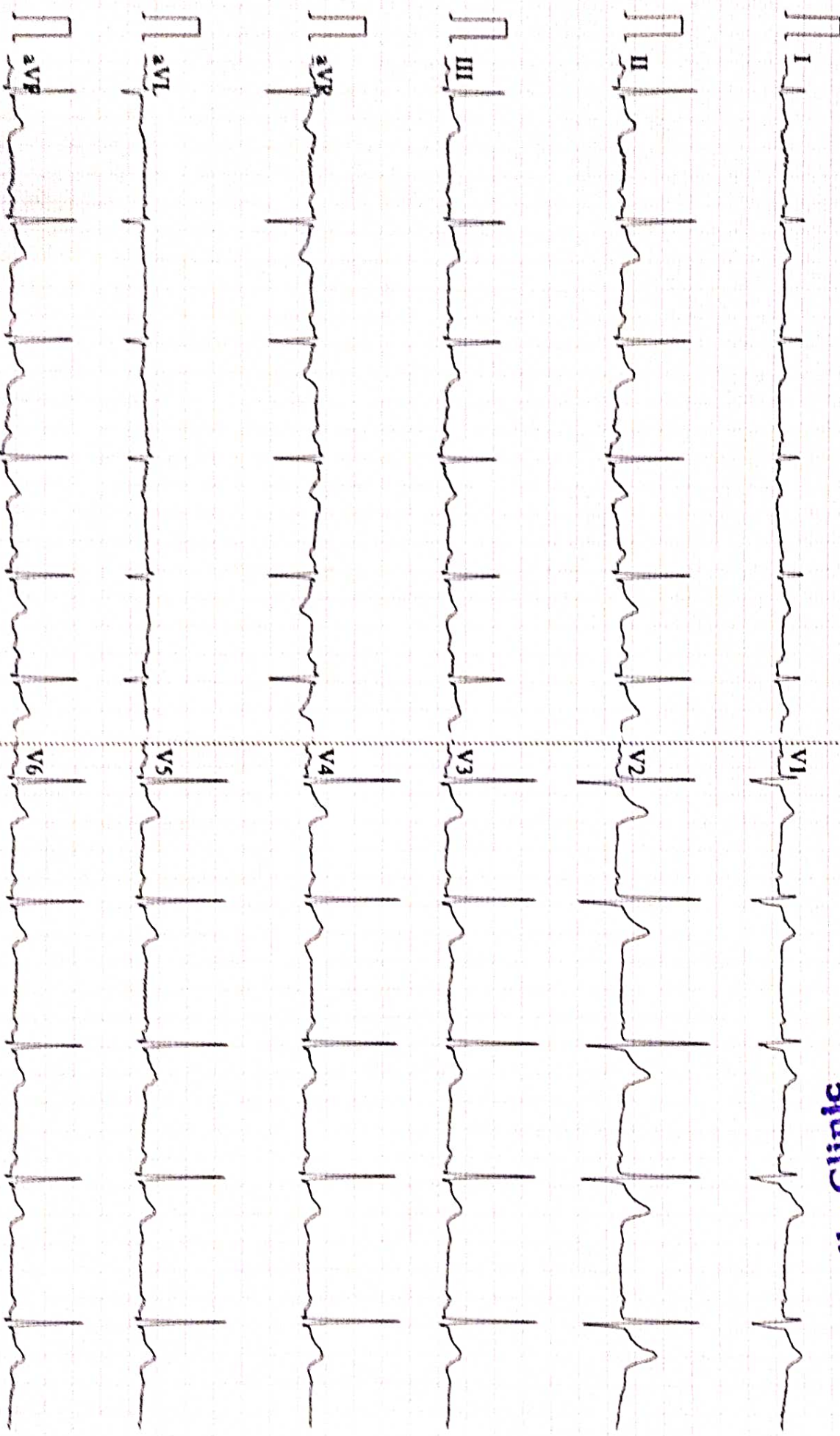
23-12-2023 11:44:42 AM

Diagnosis Information:



Unconfirmed Report.

Apollo Clinic
23, 1st Floor,
Hulidasa Road, Mysore - 02
14/07090004-1280 : 44



05-45Hz AC50 25mm/s 10mm/mV 2*5.0s 66 CARDIART

D V143 Glasgow V2860 APOLLO CLINIC MYSURU

Patient Name	: Mr. GIRI NAIK M	Age	: 34 Y M
UHID	: CMYS.0000058987	OP Visit No	: CMYSOPV120672
Reported on	: 23-12-2023 15:51	Printed on	: 23-12-2023 15:52
Adm/Consult Doctor	:	Ref Doctor	: SELF

DEPARTMENT OF RADIOLOGY

X-RAY CHEST PA

Both lung fields and hila are normal .

No obvious active pleuro-parenchymal lesion seen .

Both costophrenic and cardiophrenic angles are clear .

Both diaphragms are normal in position and contour .

Thoracic wall and soft tissues appear normal.

IMPRESSION :NORMAL STUDY.

Pradeep

Printed on:23-12-2023 15:51

---End of the Report---

Dr. PRADEEP KUMAR C N
MBBS DNB(RADIOLOGY)
Radiology

Apollo Health and Lifestyle Limited

(CIN: U85110TG2000PLC115819)

Regd. Office: 11D-60/62, Ashoka Raghupathi Chambers, 5th Floor, Begumpet, Hyderabad, Telangana - 500 016
Ph. No: 040 4904 7777 Fax No: 4904 7744 | Email ID: enquiry@apollohl.com | www.apollohl.com

APOLLO CLINICS NETWORK KARNATAKA

Bangalore | Basavanajudi | Bellandur | Electronic City | Fraser Town | HSR Layout | Indira Nagar | JP Nagar | Kundalahalli |
Koramangala | Sarjapur Road | **Mysore** (VV Mohalla)

Online appointments: www.apolloclinic.com

TO BOOK AN APPOINTMENT

1860 500 7788

Patient Name: Mr. Giri Naik M	Date: 23.12.2023	Doctor: Dr. Self
Age / Sex : 34yrs /Male	UHID No : 58987	OP:
ULTRASONOGRAPHY – ABDOMEN & PELVIS		

LIVER: It is normal in size, outline and echotexture. No focal lesions seen. IHBR are not dilated. CBD and Portal vein are normal.

GALL BLADDER: It is well distended and normal. No e/o calculi.

SPLEEN: It is normal in size, outline and echopattern. No e/o focal lesions.

PANCREAS: It is normal in size, outline and echopattern.

RIGHT KIDNEY: It Measures 105x42 mm with parenchymal thickness of 14 mm. It is normal in size, outline and echotexture. No e/o calculus or hydronephrosis seen.

LEFT KIDNEY: It measures 96x42 mm with parenchymal thickness of 11 mm. It is normal in size, outline and echotexture. No e/o calculus or hydronephrosis seen.

URINARY BLADDER: It is well distended. The UB wall is normal. No e/o calculi.

PROSTATE: It measures 28x32x34 mm with a volume of 16 cc. It is normal in size, outline and echotexture. The vascularity of prostate is normal.

RIF: No evidence of focal collection or mass lesion seen. Appendix is not visualized.

OTHERS: No e/o free fluid in the abdomen. No e/o lymphadenopathy. No e/o gut wall thickening. No mass lesion seen in the abdomen.

IMPRESSION: NORMAL STUDY.

Pradeep
Dr. Pradeep Kumar C N, DNB
Consultant Radiologist.

URINARY BLADDER: It is well distended. The UB wall is normal. No e/o calculi.

PROSTATE: It measures 28x32x34 mm with a volume of 16 cc. It is normal in size, outline and echotexture. The vascularity of prostate is normal.

Apollo Health and Lifestyle Limited

CIN: U65110TG2000PLC115819

Regd. Office: 1, 10 to 12, Ashoka Raghupathi Chambers, 5th Floor, Begumpet, Hyderabad, Telangana - 500 016

Ph. No: (040) 4564 7777 Fax No: 4564 7744 | Email ID: enquiry@apollohl.com | www.apollohl.com

APOLLO CLINICS NETWORK KARNATAKA

Bangalore: Basavanagudi | Bellandur | Electronic City | Fraser Town | HSR Layout | Indira Nagar | JP Nagar | Kundalahalli |

Swamangala | Varajpur Road | Mysore (SV Mohalla)

Online appointments: www.apolloclinics.com

TO BOOK AN APPOINTMENT

1860 500 7788

Patient Name : Mr. GIRI NAIK M

Age/Gender : 34 Y/M

UHID/MR No. : CMYS.0000058987

OP Visit No : CMYSOPV120672

Sample Collected on :

Reported on : 23-12-2023 15:52

LRN# : RAD2188269

Specimen :

Ref Doctor : SELF

Emp/Auth/TPA ID : 294529250789

DEPARTMENT OF RADIOLOGY

X-RAY CHEST PA

Both lung fields and hila are normal .


No obvious active pleuro-parenchymal lesion seen .

Both costophrenic and cardiophrenic angles are clear .

Both diaphragms are normal in position and contour .

Thoracic wall and soft tissues appear normal.

IMPRESSION :NORMAL STUDY.



Dr. PRADEEP KUMAR C N
MBBS DNB(RADIOLOGY)

Radiology

Name: Mr. GIRI NAIK M
Age/Gender: 34 Y/M
Address: MYSORE
Location: MYSORE, KARNATAKA
Doctor:
Department: GENERAL
Rate Plan: MYSORE_06042023
Sponsor: ARCOFEMI HEALTHCARE LIMITED
Consulting Doctor: Dr. SABAH JAVED

MR No: CMYS.0000058987
Visit ID: CMYSOPV120672
Visit Date: 23-12-2023 09:13
Discharge Date:
Referred By: SELF

HT-CHIEF COMPLAINTS AND PRESENT KNOWN ILLNESS

Chief Complaints

COMPLAINTS:::: For Annual Health Checkup,

SYSTEMIC REVIEW

**Weight

--->: Stable,

Number of kgs: 61.7,

HT-HISTORY

Past Medical History

PAST MEDICAL HISTORY: Nil Significant,

**Cancer: NILL,

PHYSICAL EXAMINATION

SYSTEMIC EXAMINATION

IMPRESSION

IMPRESSION

Finding Category : within normal limits,

RECOMMENDATION

DISCLAIMER

Disclaimer: The health checkup examinations and routine investigations have certain limitations and may not be able to detect all the diseases. Any new or persisting symptoms should be brought to the attention of the consulting physician. Additional tests, consultations and follow up may be required in some cases.,

Doctor's Signature


Bill Of Supply

Name : Mr. GIRI NAIK M
 Age/Gender : 34 Y M
 Contact No : +918099824010
 Address : MYSORE
 UHID : CMYS.0000058987
 Corporate Name : ARCOFEMI HEALTHCARE LIMITED
 Plan : ARCOFEMI MEDIWHEEL MALE AHC CREDIT PAN INDIA OP AGREEMENT

Bill No : CMYS-OCR-21966
 Bill/Reg Date : 23.12.2023 09:13
 Referred by : SELF
 Center : Mysore
 Emp No/Auth Code : 294529250789

#	Department	Description Of Service	SAC/HSN Code	Qty	Rate	Gross Value	Discount	CGST Rate	CGST Amt	SGST/UTGST Rate	SGST/UTGST Amt	Net Value
1	Package Charges	ARCOFEMI - MEDIWHEEL - FULL BODY ANNUAL PLUS MALE - 2D ECHO - PAN INDIA - FY2324	999312	1	2,000.00	2,000.00	0.00	0.00	0.00	0.00	0.00	2,000.00

Bill Amount: 2,000.00
Total Discount: 0.00
Patient Payment: 0.00
Corporate Due: 2,000.00
Patient Due: 0.00

Received with thanks: Zero Rupees only

Authorized Signature (Veda Shree S)

You can download your report from "www.apolloclinic.com" Enter user name as CMYSOPV120672 and password as 561744

Please log on to AskApollo.com for booking Appointments




భారత ప్రభుత్వం
Government of India

భారత విశిష్ట గుర్తింపు ప్రాధికార సంస్థ
Unique Identification Authority of India

రిజిస్ట్రేషన్/ Enrolment No.: 2710/03051/80262

To
యం గిరి నాయక్
M GIRI NAIK
S/O M Rama Naik
6/1073-37-a
BHAGYA NAGAR
BHAGYA NAGAR
Guntakal
Anantapur Andhra Pradesh - 515801
8099824010

Signature valid



మీ ఆధార్ సంఖ్య / Your Aadhaar No. :

2945 2925 0789

VID : 9196 9460 8480 4370

నా ఆధార్, నా గుర్తింపు



భారత ప్రభుత్వం
Government of India



యం గిరి నాయక్
M GIRI NAIK
పుట్టిన తేదీ/DOB: 13/09/1989
పురుషుడు/ MALE

Issue Date: 09/08/2011

2945 2925 0789

VID : 9196 9460 8480 4370

నా ఆధార్, నా గుర్తింపు



Government of India



AADHAAR

సమాచారం

- ఆధార్ ఒక గుర్తింపు మాత్రమే పౌరసత్వం కాదు
- సురక్షితమైన క్యూఆర్ కోడ్ / ఆఫ్లైన్ ఎక్స్ఎంఎల్ / ఆన్లైన్ ప్రామాణీకరణను ఉపయోగించి గుర్తింపును ధృవీకరించండి.
- ఇది ఎలక్ట్రానిక్ పద్ధతిలో చ్ఛాయబడిన లేఖ.

INFORMATION

- Aadhaar is a proof of identity, not of citizenship.
- Verify identity using Secure QR Code/ Offline XML/ Online Authentication.
- This is electronically generated letter.

- ఆధార్ దేశవ్యాప్తంగా చెల్లుబాటు అవుతుంది.
- వివిధ ప్రభుత్వ మరియు ప్రభుత్వేతర సేవలను సులువుగా పొందటానికి ఆధార్ మీకు సహాయపడుతుంది.
- ఎక్కప్పుడూ మీ మొబైల్ నెంబర్ మరియు ఇమెయిల్ ఐడీవి ఆధార్ లో అప్ డేట్ చేసి ఉంచండి
- ఎమ్-ఆధార్ అప్ ఉపయోగించండి - మీ ఆధార్ ను ఎక్కప్పుడూ మీ స్మార్ట్ ఫోన్ లో ఉంచండి.

- Aadhaar is valid throughout the country.
- Aadhaar helps you avail various Government and non-Government services easily.
- Keep your mobile number & email ID updated in Aadhaar.
- Carry Aadhaar in your smart phone – use mAadhaar App.




భారత ప్రభుత్వం
Unique Identification Authority of India



రిజిస్ట్రేషన్/ Enrolment No.: 2710/03051/80262
S/O యం రామ నాయక్, 6/1073-37-a, భాగ్య నగర్, భాగ్య నగర్, గుంతకల్, ఆనంతపురం, ఆంధ్ర ప్రదేశ్ - 515801

Address:
S/O M Rama Naik, 6/1073-37-a, BHAGYA NAGAR, BHAGYA NAGAR, Guntakal, Anantapur, Andhra Pradesh - 515801

Download Date: 27/10/2022



2945 2925 0789

VID : 9196 9460 8480 4370

1047 | help@uidai.gov.in | www.uidai.gov.in

Health Check up Booking Request(bobS2821), Beneficiary Code-125209

1 message

Mediwheel <wellness@mediwheel.in>
To: resh2710@gmail.com
Cc: customercare@mediwheel.in

Fri, 15 Dec, 2023 at 3:28 pm



Mediwheel
...Your wellness partner

011-41195959

Dear MS. RESHMA BANDAMEEDAPALLI

We have received your booking request for the following health checkup

Booking Date : 15-12-2023'
User Package Name : Mediwheel Full Body Health Checkup Male Below 40
Hospital Package Name :
Health Check Code : PKG10000366
Name of Diagnostic/Hospital : Apollo clinic - VV Mohalla
Address of Diagnostic/Hospital- : Apollo Clinic, 23, Kalidasa Road, VV Mohalla, Mysore - 570002
Appointment Date : 23-12-2023
Preferred Time : 8:00am-9:00am

Member Information		
Booked Member Name	Age	Gender
Giri Naik M	34 year	Male

We will get back to you with confirmation update shortly. Please find the package details as attached for your reference.

Tests included in this Package :

- Bmi Check
- Ent Consultation
- Dietician Consultation
- Thyroid Profile
- ESR
- Blood Glucose (Fasting)
- General Physician Consultation
- TMT OR 2D ECHO
- Blood Group
- Blood Glucose (Post Prandial)
- Chest X-ray
- ECG
- USG Whole Abdomen
- Eye Check-up consultation
- Urine Sugar Fasting
- Urine Sugar PP
- Dental Consultation
- Urine analysis
- CBC
- HbA1c
- Lipid Profile
- Kidney Profile
- Liver profile