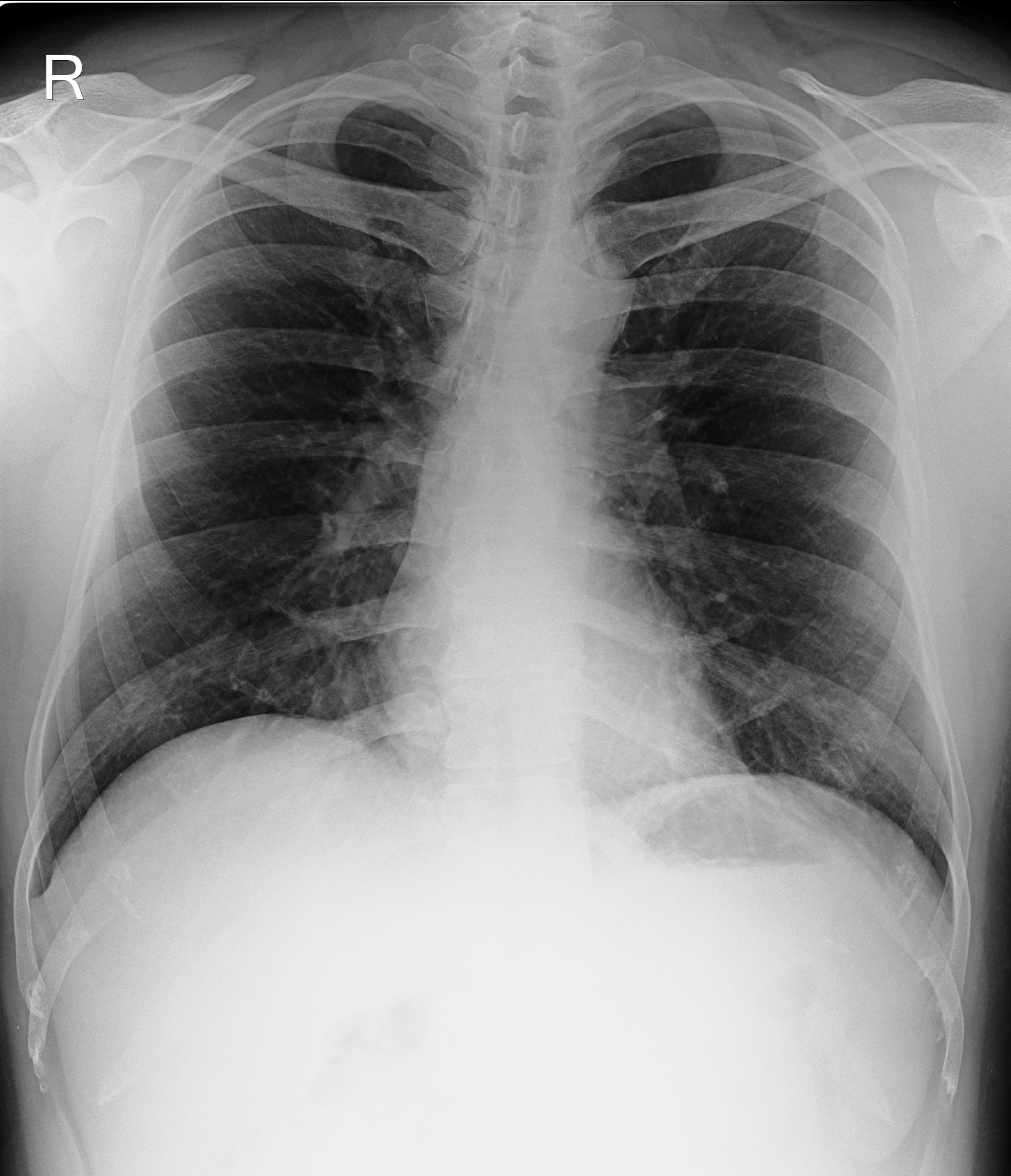


R



CHOKKKAKULA KISHORE NAIDU 42Y M YGT45792 CHEST PA 23-Dec-23

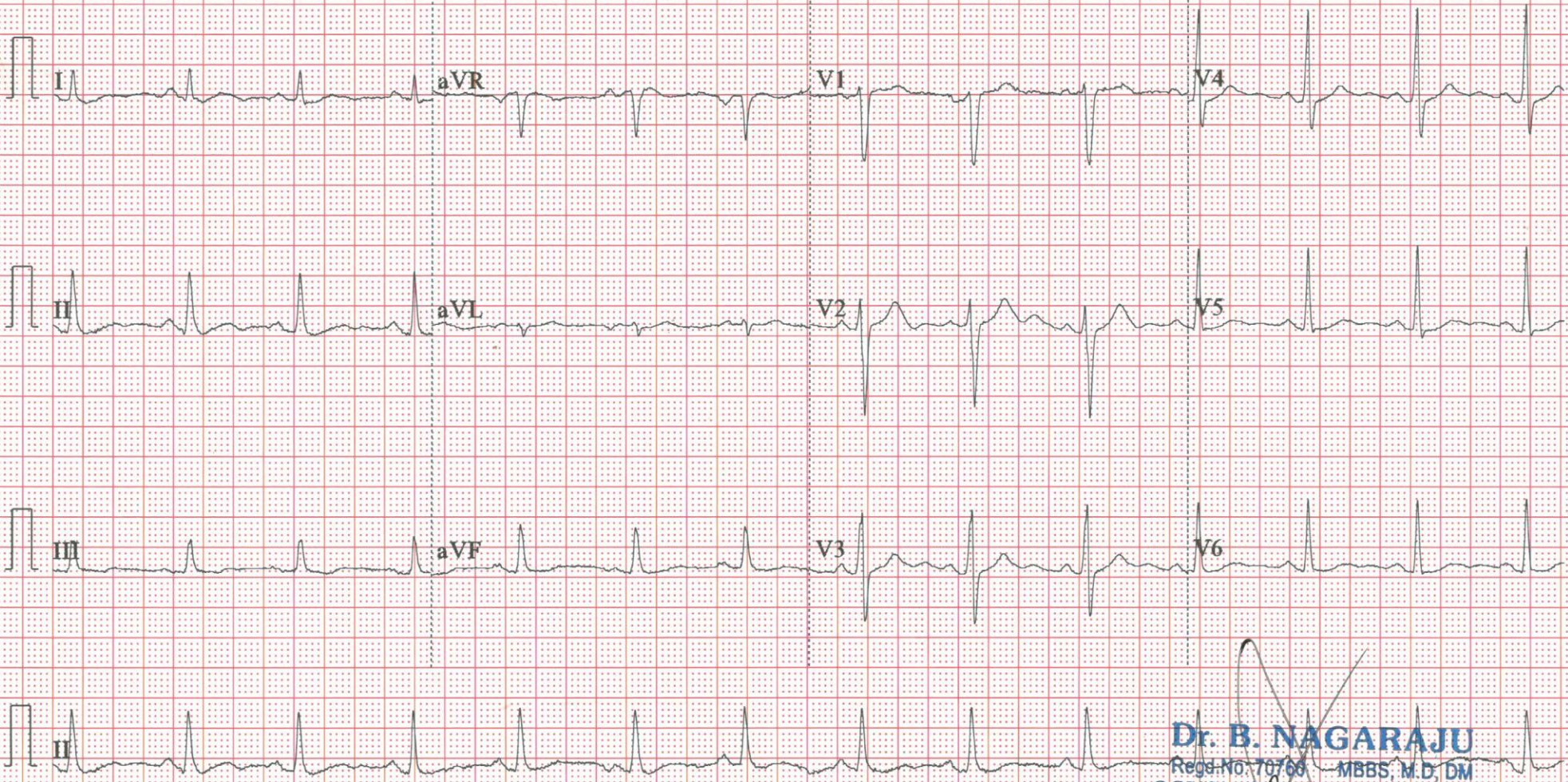
YODA DIAGNOSTICS

ID: 45792
Chokkakula Kishore naidu
Male 42Years
Req. No.

23-12-2023, 10:15:24
HR : 81 bpm
P : 114 ms
PR : 149 ms
QRS : 98 ms
QT/QTcBz : 381/442 ms
P/QRS/T : 44/63/16 °
RV5/SV1 : 1.356/1.125 mV

Diagnosis Information:
Sinus Rhythm
Low T Wave(V6)

Report Confirmed by:



Dr. B. NAGARAJU
Regs.No: 70766 MBBS, M.D, DM
CONSULTANT CARDIOLOGIST
YODA DIAGNOSTICS-GUNTUR

Name: Mr. Chokkaku Kishore Naidu
Date: 23/12/23 Age: 42 yrs Sex: Male
Address: Guntur



Routine Health checkup
NO complaints
H/O Hypothyroidism

TEMP: 98
B.P: 140/90 mmHg
PULSE: 110/min
WEIGHT: 86 kg
HEIGHT: 183 cm

LDL - 117 mg/dl
TGL - 202 mg/dl
TSH - 5.48 mIU/ml
HbA1c - 4.9%

- 1) TAB. THYRONORM 75mcg
1 - 0 - 0 - (30)
- 2) TAB. JAKROLE 10mg
1 - 0 - 0 - (30)
- 3) CAP. JALK D3 60K
ONCE a week x (8) weeks

Dr. KEERTHI KISHORE NAGALLA
Reg. No. 64905 MBBS, MD, General Medicine
YODA DIAGNOSTICS-GUNTUR



DATE: 23-12-23

NAME: CH. Kishore

AGE: 42/yr ADDRESS: _____

TYPE OF LENS: GLASS CONTACTS

CR POLYCARBONATE

COATINGS : ARC HARD COAT

TINT : White SP2 PHOTO GREY

BIFOCALS : KRYPTOK EXECUTIVE

"D" PROGRESSIVE

R				L		
	SPH	CYL	AXIS	SPH	CYL	AXIS
DV	<u>Plane</u>			<u>Plane</u>		
ADD						

INSTRUCTIONS _____

I.P.D. _____ D.V. _____

N.V. _____ CONSTANT USE _____

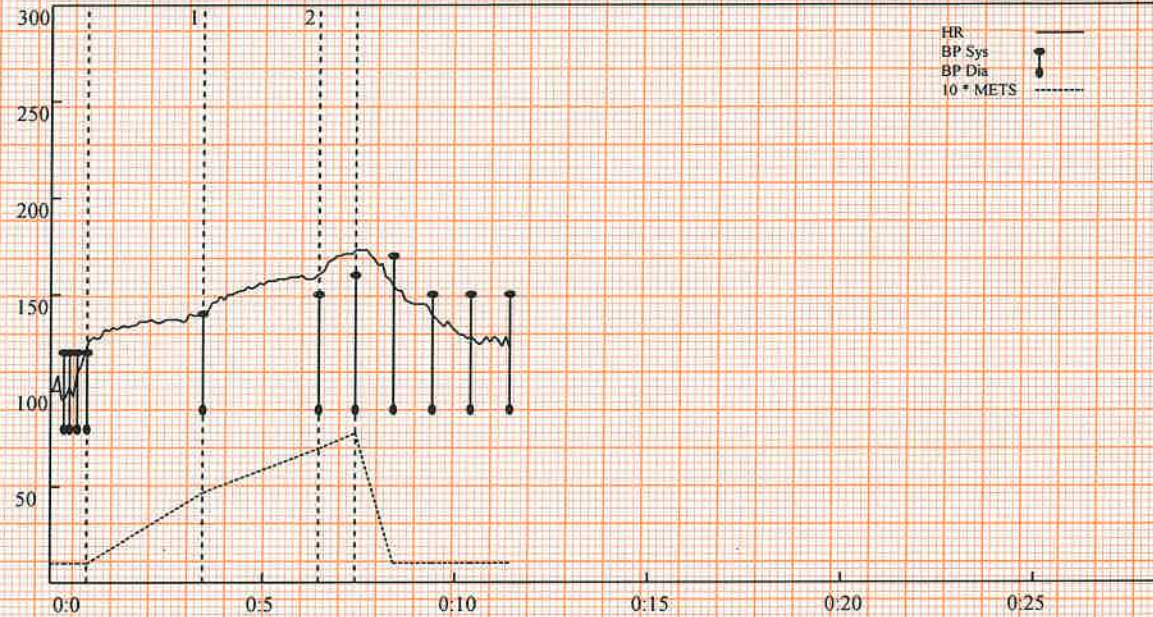
Yoda Diagnostic Guntur

Name: KISHORE NAIDU CH

Date: 23-12-2023

Time: 12:24

Exercise Trend



Interpretation

- The Patient Exercised according to Bruce Protocol for 0:06:56 achieving a work level of 7.8 METS.
Resting Heart Rate, initially 108 bpm rose to a max. heart rate of 171bpm (96% of Predicted Maximum Heart Rate).
Resting Blood Pressure of 120/80 mmHg, rose to a maximum Blood Pressure of 170/90 mmHg
- * No Significant ST-T Changes During Exercise & Recovery
 - * Fair Exercise Tolerance
 - * Test is Negative for Exercise Induced Ischemia.

Dr. B. NAGARAJU
Regd.No: 70760 MBBS, M.D, DM
CONSULTANT CARDIOLOGIST
YODA DIAGNOSTICS-GUNTUR

Ref. Doctor: DR SELF

Doctor: DR NAGARAJU

Schiller Spandan CS-10 Version:2.14

(Summary Report edited by User)

Yoda Diagnostic Guntur

Name: KISHORE NAIDU CH **Date: 23-12-2023** **Time: 12:24**
Age: 42 **Gender: M** **Height: 183 cms** **Weight: 86 Kg** **ID: 45792**
Clinical History: THYROID
Medications: YES

Test Details:

Protocol: Bruce **Predicted Max HR: 178** **Target HR: 151**
Exercise Time: 0:06:56 **Achieved Max HR: 171 (96% of Predicted MHR)**
Max BP: 170/90 **Max BP x HR: 29070** **Max Mets: 7.8**

Test Termination Criteria:

Protocol Details:

Stage Name	Stage Time	METS	Speed kmph	Grade %	Heart Rate bpm	BP mmHg	RPP	ST Level mm	ST Slope mV/S
Supine	00:20	1	0	0	108	120/80	12960	1.8 V2	1.3 V2
Standing	00:10	1	0	0	97	120/80	11640	1.3 V2	1.3 V2
HyperVentilation	00:12	1	0	0	97	120/80	11640	1.3 V2	1.4 V2
PreTest	00:16	1	1.6	0	113	120/80	13560	1.8 V2	-1.3 aVR
Stage: 1	03:00	4.7	2.7	10	139	140/90	19460	1.5 V2	2.4 V3
Stage: 2	03:00	7	4	12	158	150/90	23700	2.4 V2	3.2 V3
Peak Exercise	00:56	7.8	5.5	14	171	160/90	27360	2.4 V2	4.1 V3
Recovery1	01:00	1	0	0	158	170/90	26860	4.1 V2	4.8 V3
Recovery2	01:00	1	0	0	143	150/90	21450	3.3 V3	4.5 V3
Recovery3	01:00	1	0	0	127	150/90	19050	2.8 V3	3.6 V3
Recovery4	01:00	1	0	0	128	150/90	19200	2.1 V3	2.2 V3

Yoda Diagnostic Guntur

KISHORE NAIDU CH

Bruce Protocol

ID: 45792

Date: 23-12-2023

Exec Time : 0:00:00

Stage Time: 00:20

HR: 108 bpm

STLevel(mm) STSlope(mV/s)

Stage: Supine

Speed: 0 km/h

Slope: 0%

THR: 151 bpm

BP: 120/80 mmHg

STLevel(mm) STSlope(mV/s)

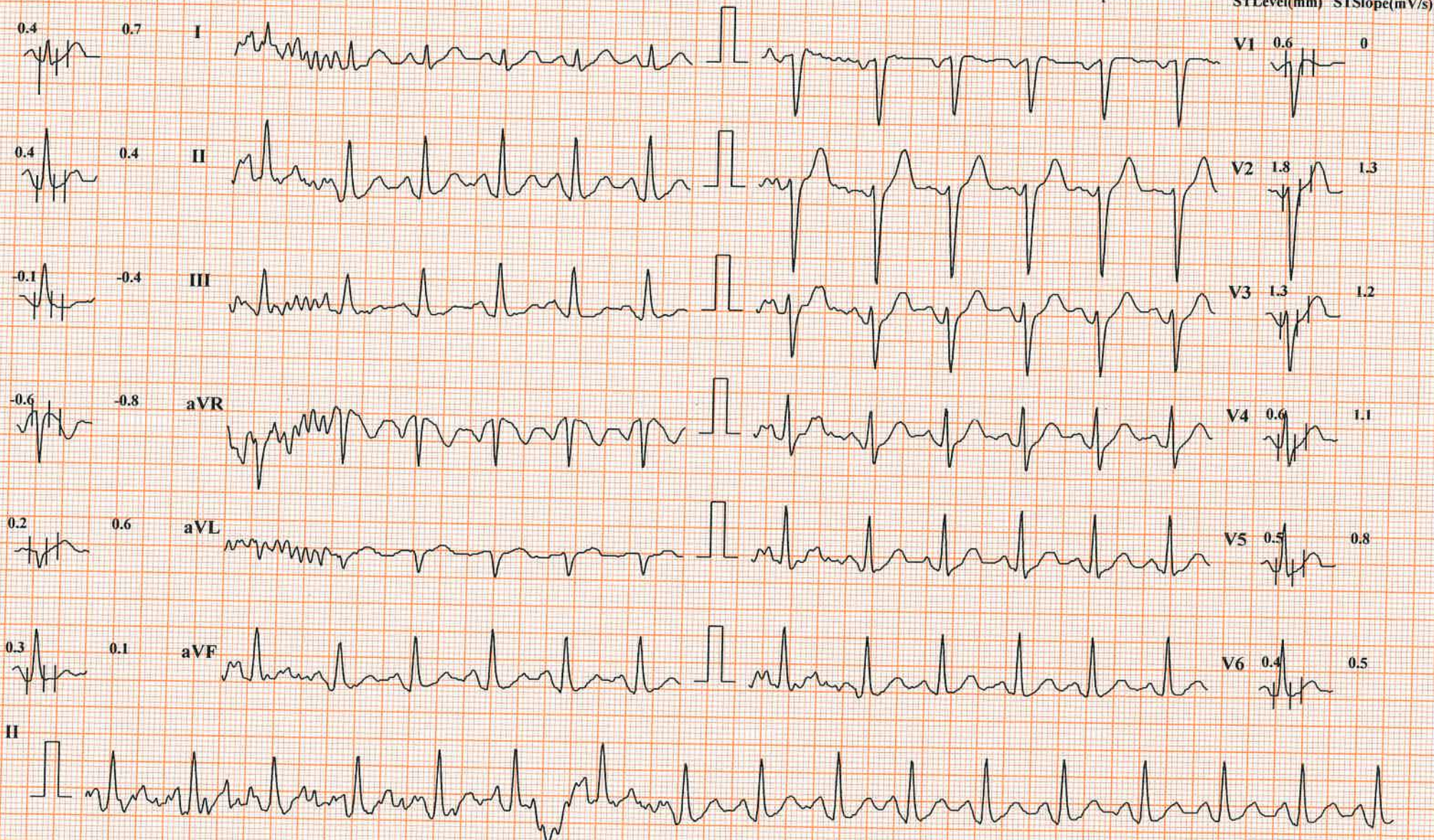


Chart Speed: 25 mm/sec

Amplitude: 10mm/mV

Filter: 35 Hz Mains Filter: ON

ISO = R - 60 ms, J = R + 60 ms, Post J = J + 80 ms

Schiller Spandan CS-10 Version:2.14

Yoda Diagnostic Guntur

KISHORE NAIDU CH

Bruce Protocol

ID: 45792

Date: 23-12-2023

Exec Time : 0:00:00

Stage Time: 00:10

HR: 97 bpm

STLevel(mm) STSlope(mV/s)

Stage: Standing

Speed: 0

Slope: 0 %

THR: 151 bpm

BP: 120/80 mmHg

STLevel(mm) STSlope(mV/s)



Chart Speed: 25 mm/sec

Amplitude: 10mm/mV

Filter: 35 Hz Mains Filter: ON

ISO = R - 60 ms, J = R + 60 ms, Post J = J + 80 ms

Schiller Spandan CS-10 Version:2.14

Yoda Diagnostic Guntur

KISHORE NAIDU CH

Bruce Protocol

ID: 45792

Date: 23-12-2023

Exec Time : 0:00:00

Stage Time: 00:12

HR: 97 bpm

STLevel(mm) STSlope(mV/s)

Stage: HyperVentilation

Speed: 0

Slope: 0 %

THR: 151 bpm

BP: 120/80 mmHg

STLevel(mm) STSlope(mV/s)

0.3 0.7

I

V1 0.7 -0.1

0.4 0.4

II

V2 1.3 1.4

0.4 -0.1

III

V3 1.1 1.2

-0.3 -0.9

aVR

V4 0.9 1

-0.1 0.4

aVL

V5 0.4 0.7

0.3 0.1

aVF

V6 0.2 0.5

II

Chart Speed: 25 mm/sec

Amplitude: 10mm/mV

Filter: 35 Hz Mains Filter: ON

ISO = R - 60 ms, J = R + 60 ms, Post J = J + 80 ms

Schiller Spandan CS-10 Version:2.14

MICRO MED CHART

Yoda Diagnostic Guntur

KISHORE NAIDU CH

Bruce Protocol

ID: 45792

Date: 23-12-2023

Exec Time : 0:03:00

Stage Time: 03:00

HR: 139 bpm

STLevel(mm) STSlope(mV/s)

Stage: I

Speed: 2.7 kmph

Slope: 10 %

THR: 151 bpm

BP: 140/90 mmHg

STLevel(mm) STSlope(mV/s)

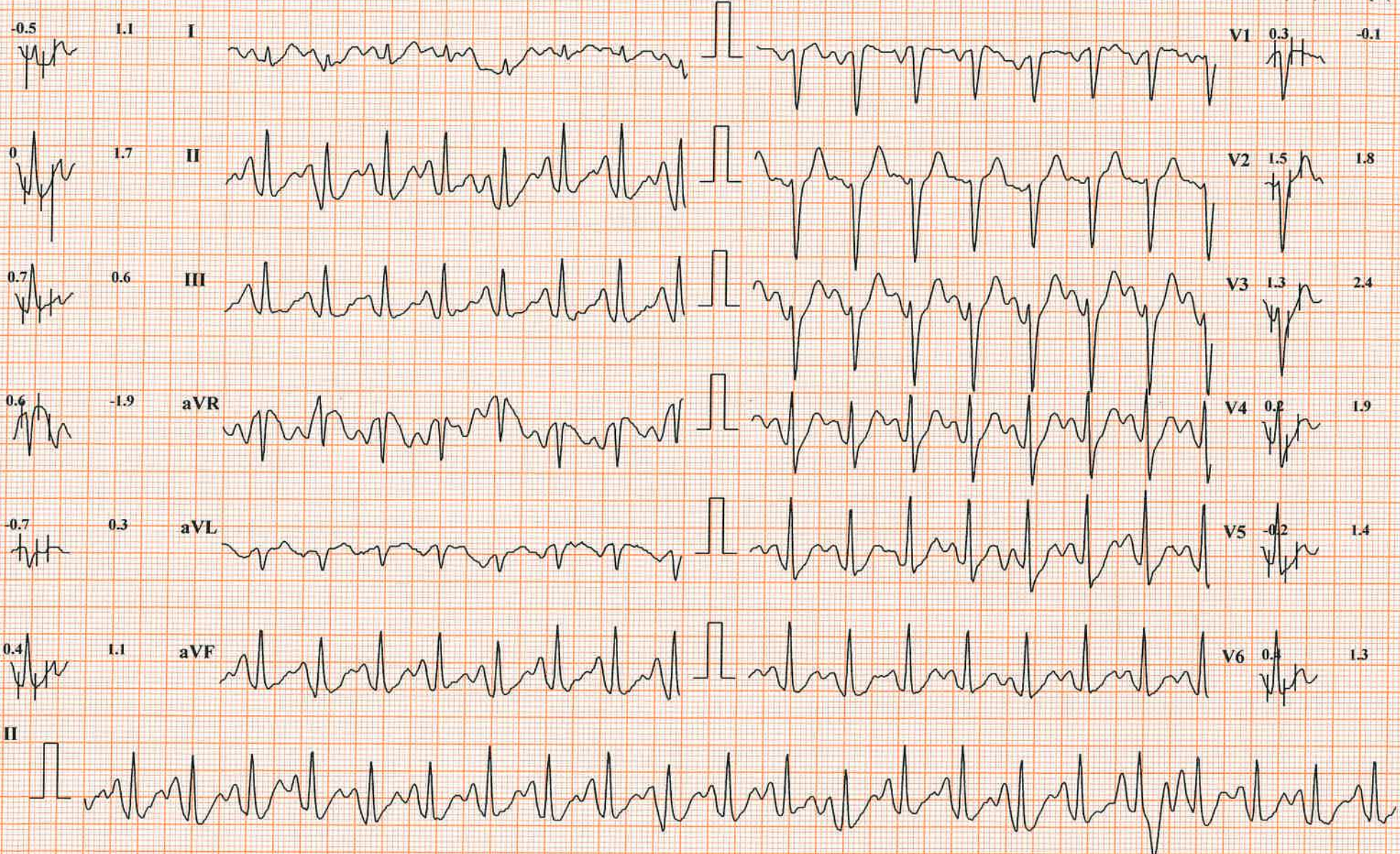


Chart Speed: 25 mm/sec

Amplitude: 10mm/mV

Filter: 35 Hz Mains Filter: ON

ISO = R - 60 ms, J = R + 60 ms, Post J = J + 80 ms

Schiller Spandan CS-10 Version:2.14

Yoda Diagnostic Guntur

KISHORE NAIDU CH

Bruce Protocol

ID: 45792

Date: 23-12-2023

Exec Time : 0:06:00

Stage Time: 03:00

HR: 158 bpm

STLevel(mm) STSlope(mV/s)

Stage: 2

Speed: 4 kmph

Slope: 12 %

THR: 151 bpm

BP: 150/90 mmHg

STLevel(mm) STSlope(mV/s)

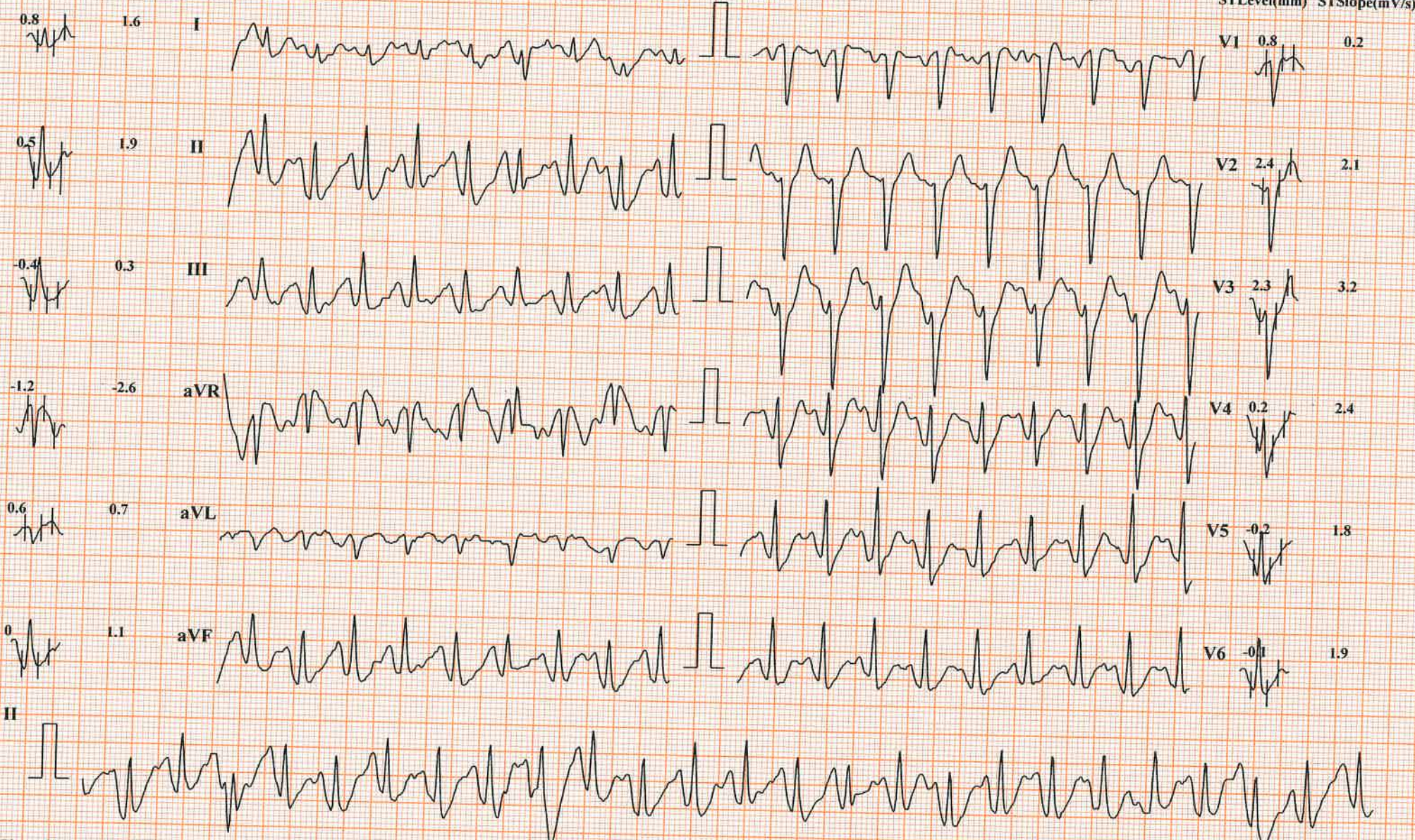


Chart Speed: 25 mm/sec

Amplitude: 10mm/mV

Filter: 35 Hz Mains Filter: ON

ISO = R - 60 ms, J = R + 60 ms, Post J = J + 80 ms

Schiller Spandan CS-10 Version 2.14

MICRO MED CHART

Yoda Diagnostic Guntur

KISHORE NAIDU CH

Bruce Protocol

ID: 45792

Date: 23-12-2023

Exec Time : 0:06:56

Stage Time: 00:56

HR: 171 bpm

STLevel(mm) STSlope(mV/s)

Stage: 3 Peak Exercise

Speed: 5.5 kmph

Slope: 14 %

THR: 151 bpm

BP: 160/90 mmHg

STLevel(mm) STSlope(mV/s)

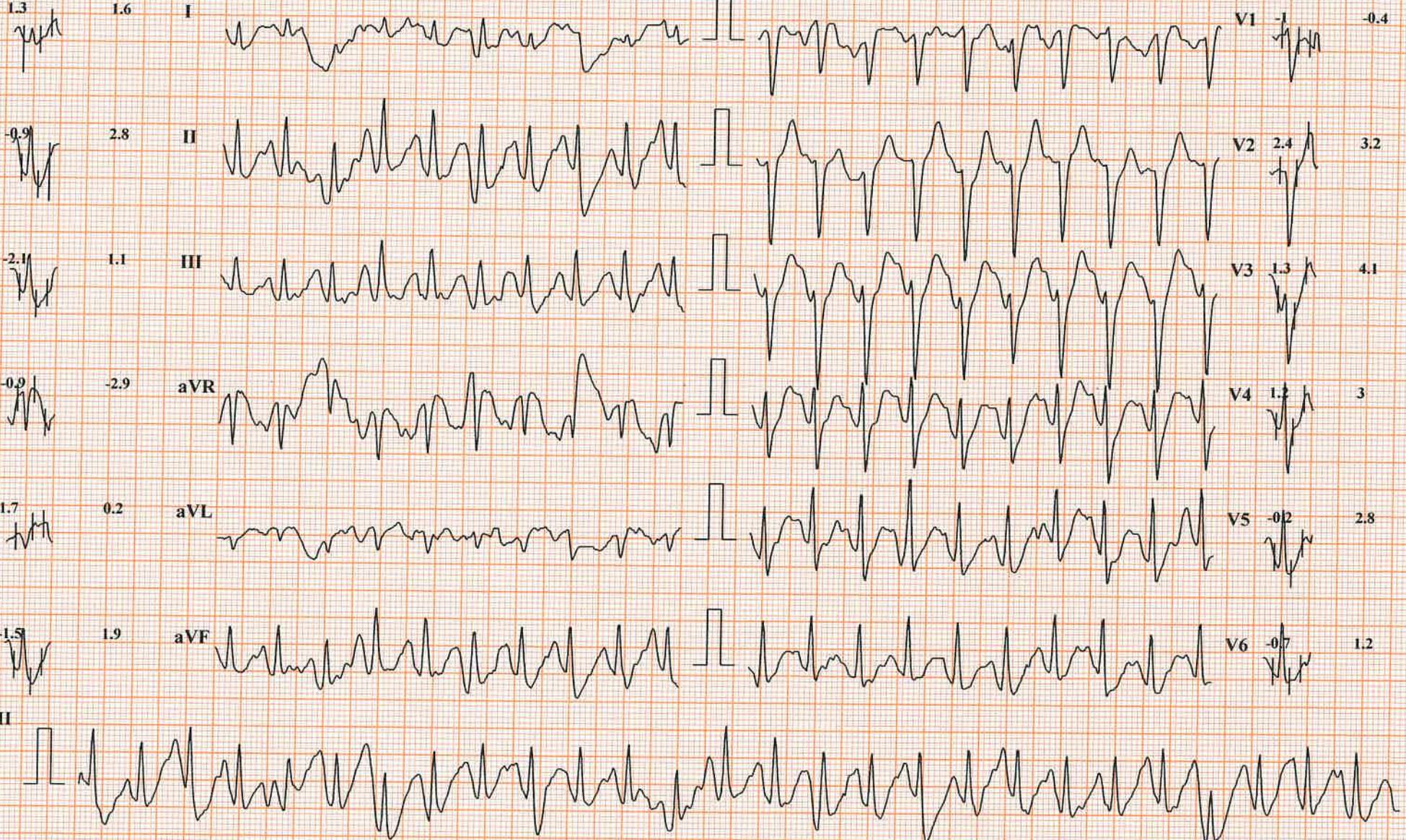


Chart Speed: 25 mm/sec

Amplitude: 10mm/mV

Filter: 35 Hz Mains Filter: ON

ISO = R - 60 ms, J = R + 60 ms, Post J = J + 80 ms

Schiller Spandan CS-10 Version: 2.14

Yoda Diagnostic Guntur

KISHORE NAIDU CH

Bruce Protocol

ID: 45792

Date: 23-12-2023

Exec Time : 00:00

Stage Time: 01:00

HR: 158 bpm

BP: 170/90 mmHg

STLevel(mm) STSlope(mV/s)

Stage: Recovery I

Speed: 0 kmph

Slope: 0 %

THR: 151 bpm

STLevel(mm) STSlope(mV/s)

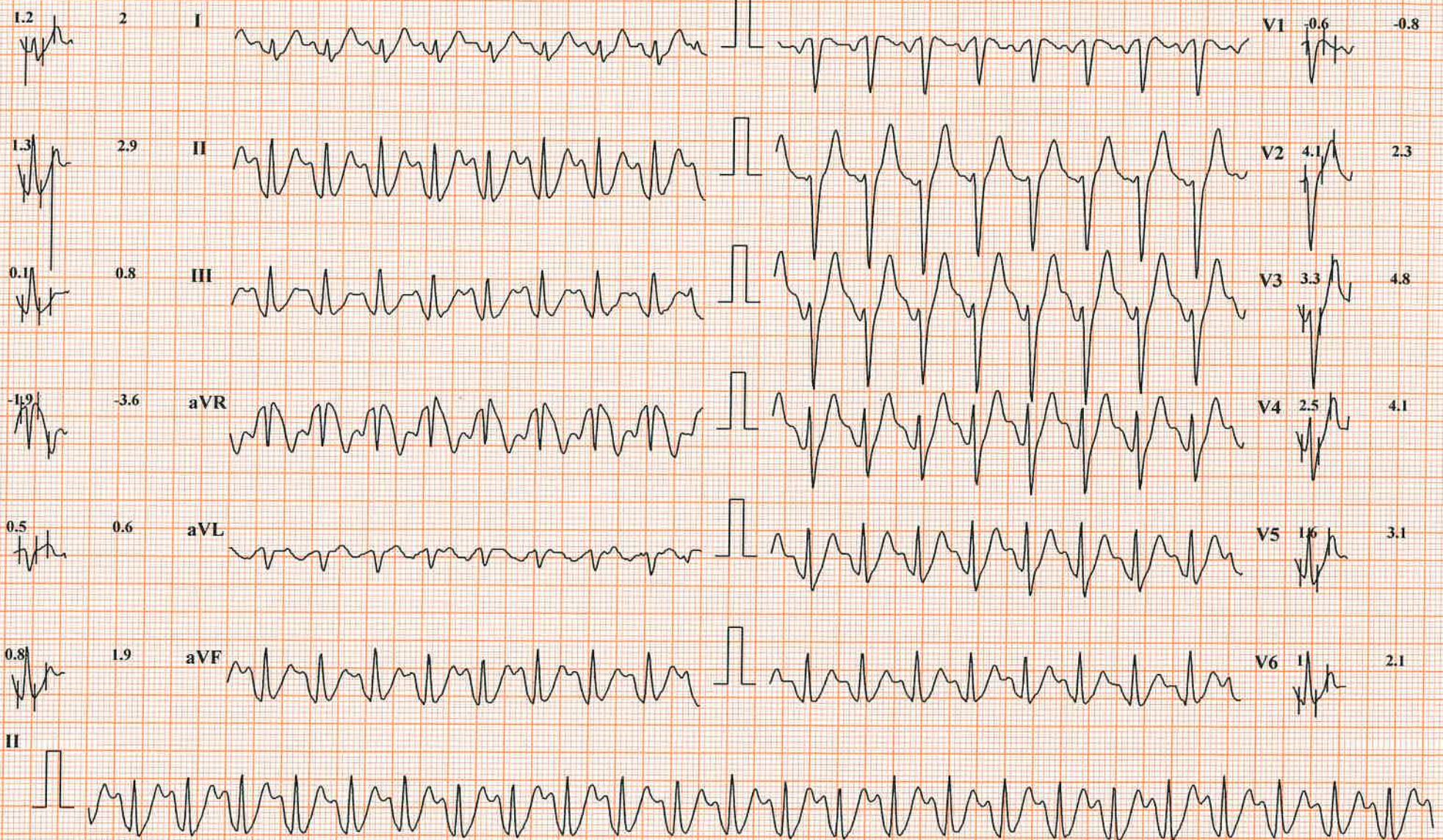


Chart Speed: 25 mm/sec

Amplitude: 10mm/mV

Filter: 35 Hz Mains Filter: ON

ISO = R - 60 ms, J = R + 60 ms, Post J = J + 80 ms

Schiller Spandan CS-10 Version 2.14

Yoda Diagnostic Guntur

KISHORE NAIDU CH

Bruce Protocol

ID: 45792

Date: 23-12-2023

Exec Time : 00:00

Stage Time: 01:00

HR: 143 bpm

STLevel(mm) STSlope(mV/s)

Stage: Recovery2

Speed: 0 kmph

Slope: 0 %

THR: 151 bpm

BP: 150/90 mmHg

STLevel(mm) STSlope(mV/s)



Chart Speed: 25 mm/sec

Amplitude: 10mm/mV

Filter: 35 Hz Mains Filter: ON

ISO = R - 60 ms, J = R + 60 ms, Post J = J + 80 ms

Schiller Spandan CS-10 Version:2.14

Yoda Diagnostic Guntur

KISHORE NAIDU CH

Bruce Protocol

ID: 45792

Date: 23-12-2023

Exec Time : 00:00

Stage Time: 01:00

HR: 127 bpm

STLevel(mm) STSlope(mV/s)

Stage: Recovery3

Speed: 0 kmph

Slope: 0 %

THR: 151 bpm

BP: 150/90 mmHg

STLevel(mm) STSlope(mV/s)

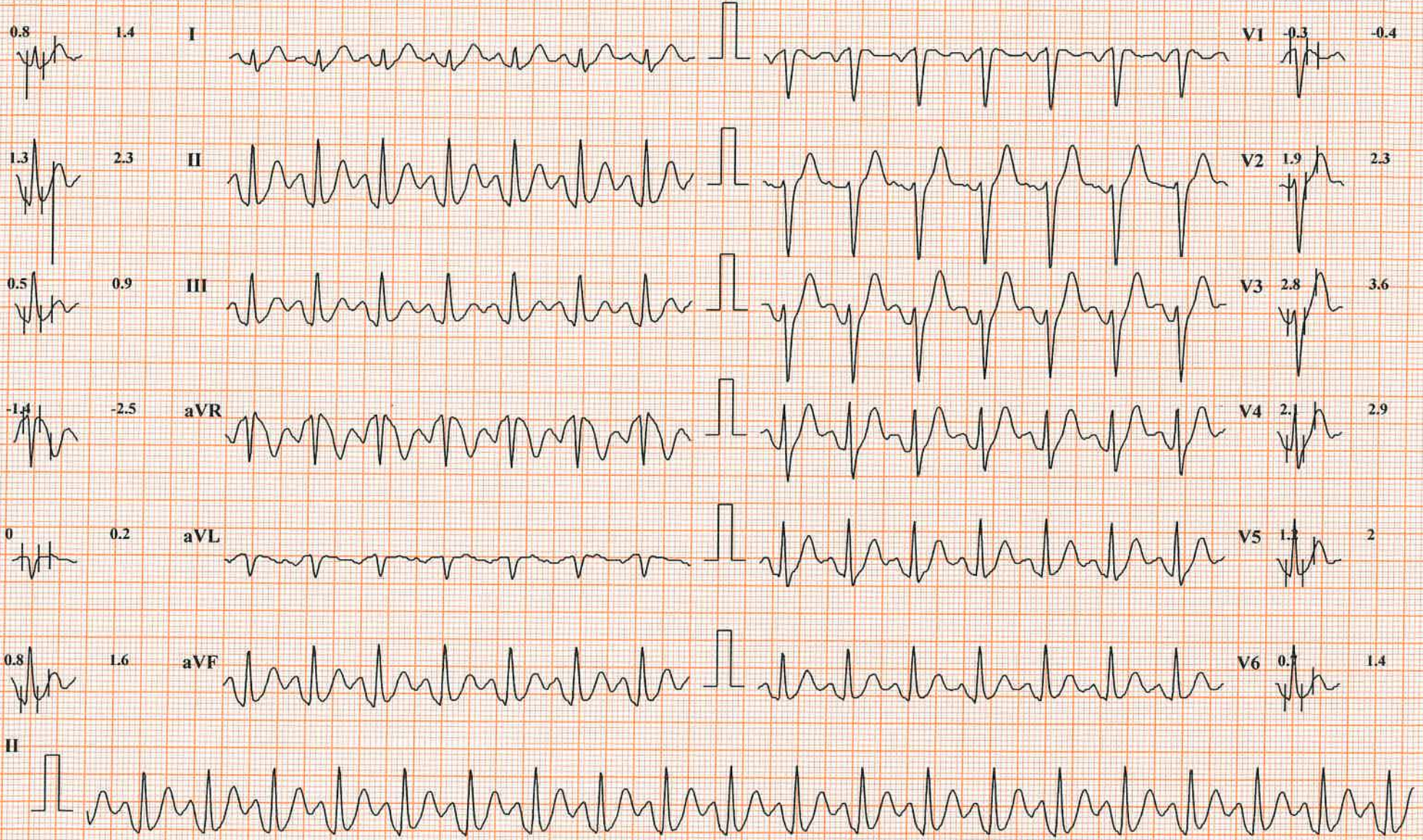


Chart Speed: 25 mm/sec

Amplitude: 10mm/mV

Filter: 35 Hz Mains Filter: ON

ISO = R - 60 ms, J = R + 60 ms, Post J = J + 80 ms

Schiller Spandan CS-10 Version:2.14

Yoda Diagnostic Guntur

KISHORE NAIDU CH

Bruce Protocol

ID: 45792

Date: 23-12-2023

Exec Time : 00:00

Stage Time: 01:00

HR: 128 bpm

BP: 150/90 mmHg

Stage: Recovery4

Speed: 0 kmph

Slope: 0 %

THR: 151 bpm

STLevel(mm) STSlope(mV/s)

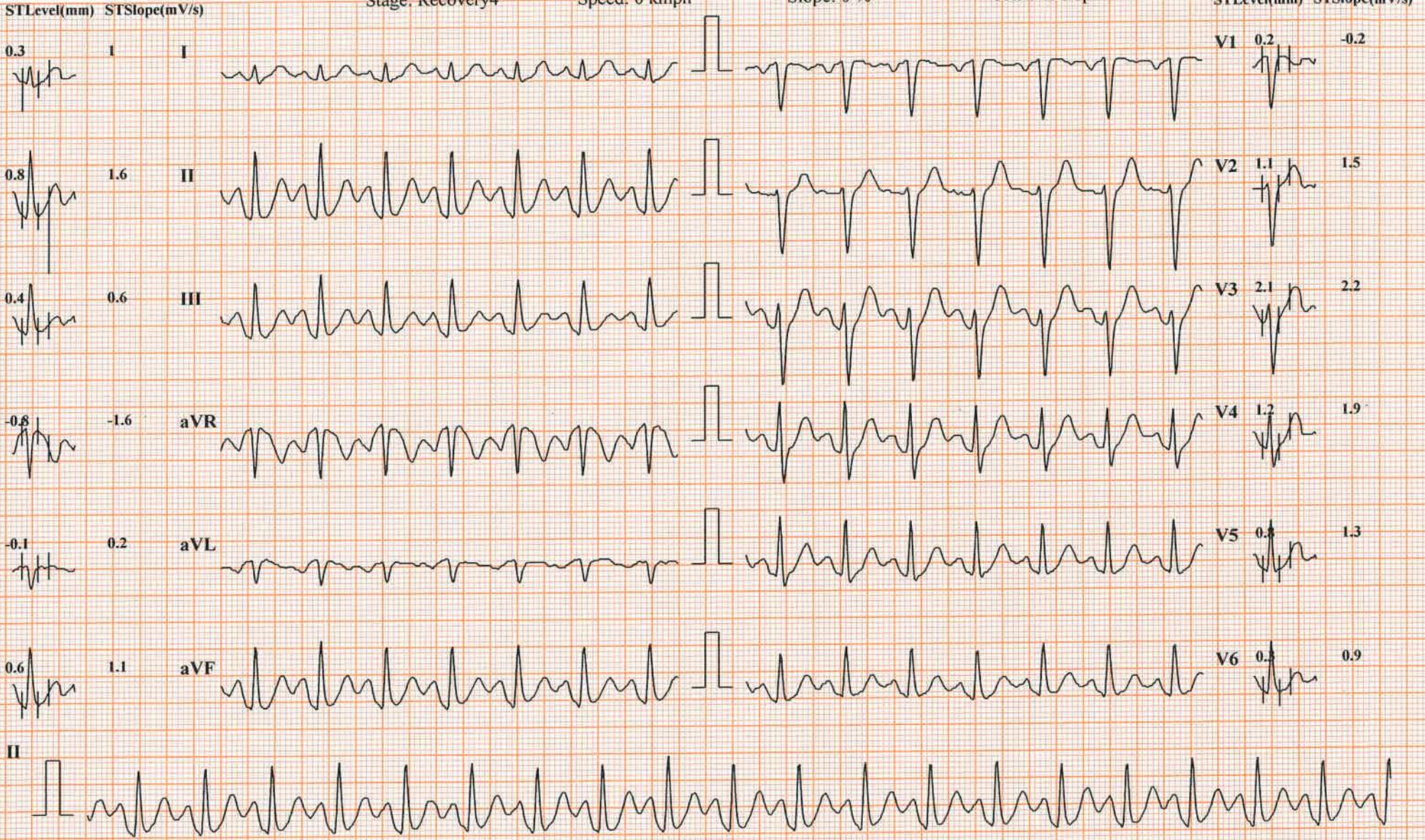


Chart Speed: 25 mm/sec

Amplitude: 10mm/mV

Filter: 35 Hz Mains Filter: ON

ISO = R - 60 ms, J = R + 60 ms, Post J = J + 80 ms

Schiller Spandan CS-10 Version:2.14

దయచేసి మీ లోబిస్ట్ మొబైల్ నంబర్ మరియు అధికారిక వెబ్సైట్ నుండి
చేసుకోండి దీనివలన మీరు విభిన్న ప్రయోజనాలను పొందే వీలుంటుంది.



भारत सरकार
GOVERNMENT OF INDIA



చొక్కకుల కిషోర్ నాయుడు
Chokkakula Kishore Naidu
పుట్టిన తేదీ/ DOB: 25/05/1981
పురుషుడు / MALE



6632 7163 9699

ఆధార్-సామాన్యమానవుడి హక్కు



भारतीय विशिष्ट पहचान प्राधिकरण
UNIQUE IDENTIFICATION AUTHORITY OF INDIA

విరునామా:

S/O ముత్యాల రావు, ప్లాట్ నంబర్
-203, కల్కి మూర్తిటవర్స్, రేలంగి
చిత్త మందిర్ దగ్గర, భాగ్యలక్ష్మి పేట,
తాడేపల్లిగూడెం, పశ్చిమ గోదావరి
ఆంధ్ర ప్రదేశ్ - 534102

Address:

S/O Mutyala Rao, flat number -203,
kalki murthy towers, near relangi
chitra mandir, bhagyalakshmi peta,
Tadepalligudem, West Godavari,
Andhra Pradesh - 534102

6632 7163 9699

Aadhaar-Aam Admi ka Adhikar



RECEPTION



GPS Map Camera

Guntur, Andhra Pradesh, India

3-1-219/2, Old Club Rd, Gunturi Vari Thota, Kothapeta, Guntur,
Andhra Pradesh 522001, India

Lat 16.299214°

Long 80.451597°

23/12/23 09:17 AM GMT +05:30

