


Patient Name : **MRS. NILAM RAVINDRA YADAV**  
Patient ID : 57366  
Age / Sex : 29 years / Female  
Referred by : MEDIWHEEL  
Bill ID : 93263

Collected : Jan 19, 2024, 10:36 a.m.  
Reported : Jan 19, 2024, 11:27 a.m.  
Sample ID :   
260211

Test Description	Results	Units	Biological Reference Range
------------------	---------	-------	----------------------------

**POST PRANDIAL BLOOD SUGAR**

Sample Type : Flouride PP

Post Prandial Blood Sugar [ GOD - POD ]	118.00	mg/dl	110-180
--	--------	-------	---------


Technique :- Done On Fully Automated Biochemistry Analyser ERBA EM-200

**\*\*END OF REPORT\*\***



**Dr. Sudhamani S. MD**  
Consultant Pathologist  
Reg. No. : 90461

Patient Name : **MRS. NILAM RAVINDRA YADAV**  
Patient ID : 57366  
Age / Sex : 29 years / Female  
Referred by : MEDIWHEEL  
Bill ID : 93263

Collected : Jan 19, 2024, 10:36 a.m.  
Reported : Jan 19, 2024, 11:27 a.m.  
Sample ID :   
260211


Test Description	Results	Units	Biological Reference Range
	<b><u>ESR</u></b>		
Sample Type : EDTA / Whole Blood			
ESR	10	Mm/hr	0 - 20
Method	Westergren		

\*\*END OF REPORT\*\*



**Dr. Sudhamani S. MD**  
Consultant Pathologist  
Reg. No. : 90461

Patient Name : **MRS. NILAM RAVINDRA YADAV**  
Patient ID : 57366  
Age / Sex : 29 years / Female  
Referred by : MEDIWHEEL  
Bill ID : 93263

Collected : Jan 19, 2024, 10:36 a.m.  
Reported : Jan 19, 2024, 11:27 a.m.  
Sample ID :   
260211

Test Description	Results	Units	Biological Reference Range
------------------	---------	-------	----------------------------

**BLOOD GROUP**

Sample Type : EDTA / Whole Blood

ABO Grouping	"A"
Rh Grouping	POSITIVE

**Note:**


These report is for information purpose only. Blood group needs to be reconfirmed at the time of cross matching for blood transfusion.

\*\*END OF REPORT\*\*



**Dr. Sudhamani S. MD**  
Consultant Pathologist  
Reg. No. : 90461

Patient Name : **MRS. NILAM RAVINDRA YADAV**  
Patient ID : 57366  
Age / Sex : 29 years / Female  
Referred by : MEDIWHEEL  
Bill ID : 93263

Collected : Jan 19, 2024, 10:36 a.m.  
Reported : Jan 19, 2024, 11:27 a.m.  
Sample ID :   
260211

Test Description	Results	Units	Biological Reference Range
------------------	---------	-------	----------------------------

### URINE ANALYSE REPORT

Sample Type : Urine

#### PHYSICAL EXAMINATION

COLOUR	Pale Yellow		
APPEARANCE	Clear		
REACTION (PH)	6.0		5.0-7.5
SPECIFIC GRAVITY	1.010		1.010 - 1.030
ALBUMIN	Absent		
GLUCOSE	Absent		
BLOOD (U)	Absent		
BILE PIGMENTS	Negative		
BILE SALTS	Absent		
KETONE	Negative		
LEUKOCYTES	Absent		
NITRITE	Absent		
UROBILINOGEN	Negative		

#### MICROSCOPY


PUS CELLS/hpf	1-2		
RBCs/hpf	Absent		
EPI.CELLS/hpf	1-2		
CASTS	Absent		
CRYSTALS	Absent		
BACTERIA	Absent		
Other	Absent		

\*\*END OF REPORT\*\*



**Dr. Sudhamani S. MD**  
Consultant Pathologist  
Reg. No. : 90461

Patient Name : **MRS. NILAM RAVINDRA YADAV**  
Patient ID : 57366  
Age / Sex : 29 years / Female  
Referred by : MEDIWHEEL  
Bill ID : 93263

Collected : Jan 19, 2024, 10:36 a.m.  
Reported : Jan 19, 2024, 11:27 a.m.  
Sample ID :   
260211


Test Description	Results	Units	Biological Reference Range
<b><u>GLYCOCYLATED HAEMOGLOBIN</u></b>			
Sample Type : EDTA / Whole Blood			
Glycylated Haemoglobin (HbA1c) [ Tosoh HPLC ]	5.2	%	<5.7%NON DIABETIC 5.7-6.4% PRE-DIABETIC >6.5% DIABETIC <7.0% GOAL FOR DIABETIC ON TREATMENT
MEAN BLOOD GLUCOSE	<b>102.54</b>	mg/dL	116.89 - 154.2

\*\*END OF REPORT\*\*



**Dr. Sudhamani S. MD**  
Consultant Pathologist  
Reg. No. : 90461

Patient Name : MRS. NILAM RAVINDRA YADAV  
Patient ID : 57366  
Age / Sex : 29 years / Female  
Referred by : MEDIWHEEL  
Bill ID : 93263

Collected : Jan 19, 2024, 10:36 a.m.  
Reported : Jan 19, 2024, 11:27 a.m.  
Sample ID :   
260211

Test Description	Results	Units	Biological Reference Range
------------------	---------	-------	----------------------------

### THYROID STIMULATING HORMONE (TSH)

Sample Type : Serum

<b>Thyroid Stimulative Hormone (TSH)</b> [ CLIA ]	3.991	μIU/mL	0.3- 4.5 1st trimester - 0.1 - 2.5μIU/mL 2nd trimester - 0.2 - 3μIU/mL 3rd trimester - 0.3 - 3μIU/mL
--	-------	--------	---

#### **Clinical Significance :-**


1. Serum TSH concentrations exhibit a diurnal variation with the peak occurring during the night.
2. Useful for: Screening for thyroid dysfunction and detecting mild (subclinical), as well as overt, primary hypo- or hyperthyroidism in ambulatory patients.
3. Monitoring patients on thyroid replacement therapy.
4. Confirmation of thyroid-stimulating hormone (TSH) suppression in thyroid cancer patients on thyroxine suppression therapy.
5. Prediction of thyrotropin-releasing hormone-stimulated TSH response.

**\*\*END OF REPORT\*\***



**Dr. Sudhamani S. MD**  
Consultant Pathologist  
Reg. No. : 90461

Patient Name : **MRS. NILAM RAVINDRA YADAV**  
Patient ID : 57366  
Age / Sex : 29 years / Female  
Referred by : MEDIWHEEL  
Bill ID : 93263

Collected : Jan 19, 2024, 10:36 a.m.  
Reported : Jan 19, 2024, 11:27 a.m.  
Sample ID :   
260211

Test Description	Results	Units	Biological Reference Range
------------------	---------	-------	----------------------------

**TOTAL TRIIODOTHYRONINE (T3)**

Sample Type : Serum


TotalTriiodothyronine (T3) [CLIA]	1.865	ng/dL	0.69 - 2.15
--------------------------------------	-------	-------	-------------

\*\*END OF REPORT\*\*



**Dr. Sudhamani S. MD**  
Consultant Pathologist  
Reg. No. : 90461

Patient Name : **MRS. NILAM RAVINDRA YADAV**  
Patient ID : 57366  
Age / Sex : 29 years / Female  
Referred by : MEDIWHEEL  
Bill ID : 93263

Collected : Jan 19, 2024, 10:36 a.m.  
Reported : Jan 19, 2024, 11:27 a.m.  
Sample ID :   
260211

Test Description	Results	Units	Biological Reference Range
------------------	---------	-------	----------------------------

**TOTAL THYROXINE ( T4 )**

Sample Type : Serum

Total Thyroxine ( T4 ) [CLIA]	96.74	ng/ml	52 - 127
----------------------------------	-------	-------	----------


**\*\*END OF REPORT\*\***



**Dr. Sudhamani S. MD**  
Consultant Pathologist  
Reg. No. : 90461



Patient Name : **MRS. NILAM RAVINDRA YADAV**  
Patient ID : 57366  
Age / Sex : 29 years / Female  
Referred by : MEDIWHEEL  
Bill ID : 93263

Collected : Jan 19, 2024, 10:36 a.m.  
Reported : Jan 19, 2024, 11:27 a.m.  
Sample ID :   
260211


Test Description	Results	Units	Biological Reference Range
<b><u>FASTING BLOOD SUGAR</u></b>			
Sample Type : Flouride R			
Fasting Blood Sugar [ GOD - POD ]	94	mg/dl	Normal : 70 - 99 mg/dl impaired Tolerance : 100 - 125mg/dl Diabetes Mellitus : >126 mg/dl
Technique :-	Fully Automated Biochemistry Analyser ERBA EM-200		

\*\*\*END OF REPORT\*\*\*



**Dr. Sudhamani S. MD**  
Consultant Pathologist  
Reg. No. : 90461

Patient Name : **MRS. NILAM RAVINDRA YADAV**  
Patient ID : 57366  
Age / Sex : 29 years / Female  
Referred by : MEDIWHEEL  
Bill ID : 93263

Collected : Jan 19, 2024, 10:36 a.m.  
Reported : Jan 19, 2024, 11:27 a.m.  
Sample ID :   
260211

Test Description	Results	Units	Biological Reference Range
------------------	---------	-------	----------------------------

**LIVER FUNCTION TEST**

Sample Type : Serum


TOTAL BILIRUBIN [ DIAZO ]	0.31	mg/dl	0.3-1.3 mg/dl
BILIRUBIN-DIRECT [ DIAZO ]	0.11	mg/dl	0.1-0.4 mg/dl
BILLIRUBIN-INDIRECT [ CALCULATED ]	0.20	mg/dl	0.1-0.9 mg/dl
S.G.O.T. (AST) [ IFCC without Pyridoxal Phosphate ]	15.4	IU/L	5-40 IU/L
S.G.P.T.(ALT) [ IFCC without Pyridoxal Phosphate ]	13.7	IU/L	5-40 IU/L
ALKALINE PHOSPHATASE [ Amino Methyl Propanol (AMP) ]	126	IU/L	44-147 IU/L
TOTAL PROTEINS [ BIURET ]	6.41	IU/L	6.0 - 8.5 g/dL
ALBUMIN [ BROMO CRESOL GREEN (BCG) ]	4.1	g/dl	3.5-5.0 g/dl
GLOBULIN [ CALCULATED ]	2.31	gm%	2.3-3.5 gm%
ALBUMIN/GLOBULIN RATIO [ CALCULATED ]	1.77		
GAMMA GT	10.0	U/L	0 - 45

Technique : Fully Automated Biochemistry Analyser ERBA EM-200

**\*\*END OF REPORT\*\***

**Dr. Sudhamani S. MD**  
Consultant Pathologist  
Reg. No. : 90461

Patient Name : **MRS. NILAM RAVINDRA YADAV**  
Patient ID : 57366  
Age / Sex : 29 years / Female  
Referred by : MEDIWHEEL  
Bill ID : 93263

Collected : Jan 19, 2024, 10:36 a.m.  
Reported : Jan 19, 2024, 11:27 a.m.  
Sample ID :   
260211

Test Description	Results	Units	Biological Reference Range
------------------	---------	-------	----------------------------

**BLOOD UREA LEVEL ( BUL )**

Sample Type : Serum

<b>Urea</b>	16.6	mg/dl	10 - 40
-------------	------	-------	---------

[ Urease - GLDH ]

<b>Bun</b>	7.75	mg/dl	6 - 21
------------	------	-------	--------


[ Calculated ]

Technique :- Done On Fully Automated Biochemistry Analyser ERBA EM-200

**\*\*END OF REPORT\*\***

**Dr. Sudhamani S. MD**  
Consultant Pathologist  
Reg. No. : 90461

Patient Name : **MRS. NILAM RAVINDRA YADAV**  
Patient ID : 57366  
Age / Sex : 29 years / Female  
Referred by : MEDIWHEEL  
Bill ID : 93263

Collected : Jan 19, 2024, 10:36 a.m.  
Reported : Jan 19, 2024, 11:27 a.m.  
Sample ID :   
260211


Test Description	Results	Units	Biological Reference Range
<b><u>CREATININE</u></b>			
Sample Type : Serum			
<b>Creatinine</b>	0.56	mg/dl	0.40 - 1.40
[ Enzymatic ]			
Estimated GFR	126.62	ml/min/1.73sq m	Normal: >90
[ Calculated ]			Mild Decrease : 60-89 Mild Moderate Decrease : 45-59 Moderate to Severe Decrease : 30-44 Severe Decrease ; 15-29 Kidney Failure : <15
Formula	Estimated GFR Calculate By CKD-EPI Formula.		
Technique :-	Done On Fully Automated Biochemistry Analyser ERBA EM-200		

\*\*END OF REPORT\*\*



**Dr. Sudhamani S. MD**  
Consultant Pathologist  
Reg. No. : 90461

Patient Name : **MRS. NILAM RAVINDRA YADAV**  
Patient ID : 57366  
Age / Sex : 29 years / Female  
Referred by : MEDIWHEEL  
Bill ID : 93263

Collected : Jan 19, 2024, 10:36 a.m.  
Reported : Jan 19, 2024, 11:27 a.m.  
Sample ID :   
260211

Test Description	Results	Units	Biological Reference Range
------------------	---------	-------	----------------------------

**LIPID PROFILE**

Sample Type : Serum

TOTAL CHOLESTEROL [ CHOD-PAP ]	149	mg/dL	Desirable : <200 mg/dl Borderline : 200 - 239mg/dl High : >240 mg/dl
-----------------------------------	-----	-------	--

TRIGLYCERIDES [ Glycerol Phosphate Oxidase ]	82.2	mg/dL	Desirable : <150 mg/dl Borderline : 150 - 199mg/dl High : >200mg/dl
---	------	-------	---

HDL CHOLESTEROL [ Direct ]	<b>33.5</b>	mg/dL	Desirable : >40 mg/dl Borderline Risk : 35 mg/dl High Risk : <30 mg/dl
----------------------------	-------------	-------	--

LDL CHOLESTEROL [ Calculated ]	99.06	mg/dL	Desirable : <100 mg/dl Borderline : 130 - 160mg/dl High : >160mg/dl
--------------------------------	-------	-------	---

VLDL Cholesterol [ Calculated ]	16.44	mg/dL	Desirable : <26 mg/dl Borderline : >30 mg/dl
------------------------------------	-------	-------	---

Total Chol / HDL Chol Ratio [ Calculated ]	4.45	mg/dL	Desirable : <5 %
---	------	-------	------------------

LDL / HDL Ratio [ Calculated ]	2.96		1.00 - 3.55
-----------------------------------	------	--	-------------


NON-HDL CHOLESTEROL [ Calculated ]	115.50	mg/dL	Desirable : <130 mg/dl Borderline : 160 - 189 mg/dl High : >220 mg/dl
---------------------------------------	--------	-------	---

**Technique:** Fully Automated Biochemistry Analyser ERBA EM-200.

**\*\*END OF REPORT\*\***

**Dr. Sudhamani S. MD**  
Consultant Pathologist  
Reg. No. : 90461

Patient Name : **MRS. NILAM RAVINDRA YADAV**  
Patient ID : 57366  
Age / Sex : 29 years / Female  
Referred by : MEDIWHEEL  
Bill ID : 93263

Collected : Jan 19, 2024, 10:36 a.m.  
Reported : Jan 19, 2024, 11:27 a.m.  
Sample ID :   
260211

Test Description	Results	Units	Biological Reference Range
------------------	---------	-------	----------------------------

**SR. URIC ACID**

Sample Type : Serum

<b>Uric Acid</b> [ Uricase - POD ]	4.9	mg/dl	2.5 - 6.8
---------------------------------------	-----	-------	-----------


Technique :- Done On Fully Automated Biochemistry Analyser ERBA EM-200.

**\*\*END OF REPORT\*\***



**Dr. Sudhamani S. MD**  
Consultant Pathologist  
Reg. No. : 90461

Patient Name : **MRS. NILAM RAVINDRA YADAV**  
Patient ID : 57366  
Age / Sex : 29 years / Female  
Referred by : MEDIWHEEL  
Bill ID : 93263

Collected : Jan 19, 2024, 10:36 a.m.  
Reported : Jan 19, 2024, 11:27 a.m.  
Sample ID :   
260211

Test Description	Results	Units	Biological Reference Range
------------------	---------	-------	----------------------------

### COMPLETE BLOOD COUNT

Sample Type : EDTA / Whole Blood

Hemoglobin	11.8	g/dl	11.5 - 15.0
RBC COUNT	<b>3.64</b>	Millions/c	3.8 - 4.8
PCV(Hematocrit)	<b>36.1</b>	%	40.0 - 50.0
Mean Cell Volume(MCV) [ calculated ]	99.3	fl	80.0 - 100.0
Mean Cell Hemoglobin(MCH) [ calculated ]	<b>32.5</b>	pg	27.0 - 32.0
Mean Cell Hb Conc(MCHC) [ calculated ]	32.7	g/dl	32 - 36
RDW	13.2	%	11.50 - 14.50
Total Leucocytes (WBC) Count	9320	/cumm	4000-11000

### DIFFERENTIAL COUNT

Neutrophils	51.9	%	40 - 70
Lymphocytes	39.2	%	20 - 50
Eosionphils	4.6	%	01 - 06
Monocytes	3.7	%	00 - 08
Basophils [ calculated ]	0.6	%	00-01

### SMEAR STUDY

RBC Morphology	Normocytic Normocromic.		
WBC Morphology	No E/o Toxic granules seen		
Platelets On Smear	Adequate on Smear		
Platelet Count	424000	/cumm	150000 - 450000
MPV	8.8	fL	6.5 - 10.0

### Comments :-

#### Method:-

HB:-Colorimetric, Total WBC:-Impedance/Flow Cytometry, HCT, MCV, MCH, MCHC, RDW-CV:-Calculate, Diff. Count: Flow Cytometry / Manual Stained Smear Microscopy, RBC: Impedance, Platelets : Impedance Method.

#### Technique :-

Fully Automated 5 part Diff. Cell Counter .

All Test Results are subjected to stringent international External and Internal Quality Control Protocols

\*\*END OF REPORT\*\*



**Dr. Sudhamani S. MD**  
Consultant Pathologist  
Reg. No. : 90461