


RAHUL
GUPTA
LIC

 GPS Map Camera

Gurugram, Haryana, India
1398/5, Chander Nagar, Patel Nagar, Gurugram, Haryana
122001, India
Lat 28.462718° Long 77.041433°
15/11/24 07:24 AM GMT +05:30





भारत सरकार

Government of India



राहुल गुप्ता
Rahul Gupta

जन्म तिथि / DOB : 20/01/1989
पुरुष / Male

3701

आधार - आम आदमी का अधिकार

GPS Map Camera

Gurugram, Haryana, India
Sagar Apartment 1, Sagar Apartment 1, Block B, Sector 56,
Gurugram, Haiderpur, Haryana 122011, India
Lat 28.428247° Long 77.104356°
15/11/24 07:23 AM GMT +05:30

Google

Near Advance Diagnostic & Research Centre

We have received a booking request with the following details. Provide your confirmation by clicking on the Yes button.

You confirm this booking?

Name : MR RAHUL GUPTA

Proposal No : 900835

Branch Code : 122

Contact Details : 9717590093

Location : Advance near Pratham ultrasound, pillar no 78 sec badshahpur sohna road, Gurgaon

Appointment Date : 14-11-2024

Member Information

Booked Member Name	Age	Gender
MR RAHUL GUPTA	35 year	Male

Included Test -

- Urine Analysis
- Hb%
- SBT-13 with Elisa Method HIV test
- ECG

Thanks,
Medsave
Team



To,
LIC of India
Branch Office

122

Date: 15/11/2024

Proposal No. 900835

Name of the Life to be assured: RAHUL GUPTA

The Life to be assured was identified on the basis of Actual Cash

I have satisfied myself with regard to the identity of the Life to be assured before conducting tests/examination for which reports are enclosed. The Life to be assured has signed as below in my presence.

Signature of the Pathologist/Doctor

Name:

I confirm, I was on fasting for last 10 (ten) hours. All the Examination / tests as mentioned below were done with my consent.

(Signature of the Life to be assured)

Name of life to be assured:

Reports Enclosed:

Reports Name	Yes/No	Reports Name	Yes/No
ELECTROCARDIOGRAM	YES	PHYSICIAN'S REPORT	NO
COMPLIMENTED TREADMILE TEST	NO	IDENTIFICATION & DECLARATION FORMAT	NO
HAEMOGRAM	NO	MEDICAL EXAMINER'S REPORT	NO
LIPIDOGRAM	NO	BST (Blood Sugar Test - Fasting & PP) Bod.	NO
BLOOD SUGAR TOLERANCE REPORT	NO	FBS (Fasting Blood Sugar)	NO
SPECIAL (NO-CHEMICAL TESTS - 11) (SBT-11)	YES	PGBS (Post Glucose Blood Sugar)	NO
ROUTINE URINE ANALYSIS	YES	Approval and other documents	NO
REPORT ON X-RAY OF CHEST (P.A. VIEW)	NO	HESI	YES
EUSA FOR HIV	NO	Other Test	NO

Comment Medsave Health Insurance TPA Ltd.

Authorized Signature,

Rahul

INSURANCE CORPORATION OF INDIA

ELECTROCARDIOGRAM

Proposal No.: 900835

Branch: 122

Full Name of Life to be assured: RAHUL GUPTA

Age/ Sex: 35/m

Instructions to the Cardiologist:

- i. Please satisfy yourself about the identity of the examiners to guard against impersonation
- ii. The examinee and the person introducing him must sign in your presence. Do not use the form signed in advance. Also obtain signatures on ECG tracings.
- iii. The base line must be steady. The tracing must be pasted on a folder.
- iv. Rest ECG should be 12 leads along with Standardization slip, each lead with minimum of 3 complexes, long lead II. If L-III and AVF shows deep Q or T wave change, they should be recorded additionally in deep inspiration. If V1 shows a tall R-Wave, additional lead V4R be recorded.

DECLARATION

I hereby declare that the foregoing answers are given by me after fully understanding the questions. They are true and complete and no information has been withheld. I do agree that these will form part of the proposal dated ___ given by me to LIC of India.

Witness

Signature of L.A.

Note: Cardiologist is requested to explain following questions to L.A. and to note the answers thereof.

- i. Have you ever had chest pain, palpitation, breathlessness at rest or exertion? Y/N
- ii. Are you suffering from heart disease, diabetes, high or low Blood Pressure or Kidney disease? Y/N
- iii. Have you ever had Chest X-Ray, ECG, Blood Sugar, Cholesterol or any other test done? Y/N

If the answer/s to any/all above questions is 'Yes', submit all relevant papers with this form.

Clinical findings

(A)

Height (cms)	Weight (kgs)	Blood Pressure	Pulse Rate
171	70	122/80	68/min Regular

(B)

Cardiovascular System

NAD

Rest ECG Report:

Position	<u>N</u>	P Wave	<u>N</u>
Standardisation (mv)	<u>N</u>	PR Interval	<u>N</u>
Medication	<u>N</u>	QRS Complexes	<u>N</u>
Voltage	<u>N</u>	Q-T Duration	<u>N</u>
Electrical Axis	<u>N</u>	S-T Segment	<u>N</u>
Auricular Rate	<u>68/min</u>	T-wave	<u>N</u>
Ventricular Rate	<u>68/min</u>	Q-Wave	<u>N</u>
Rhythm	<u>Regular</u>		
Additional findings, if any			

Dated 15 on the 15 day of 11, 2024 at 07:30 a.m./p.m.

Conclusion:

TWNL

Dr. MAYANK

MBBS, PGDCC, FNIC

Signature & Seal of the Cardiologist
Name & Address: Qualification





ADVANCE DIAGNOSTIC & RESEARCH CENTRE



Name : Mr. Rahul Gupta
Age : 35 Yrs 9 Mon 26 Days
Sex : Male
Patient ID : 15241518

Panel : LJC
TPA : MEDSAVE
Received Date : 15/11/2024
Report Date : 15/11/2024

Test Name	Results	Units	Reference Range
-----------	---------	-------	-----------------

SBT 13

Blood Glucose Fasting	86.0	mg/dL	70.0 - 110.0
Total Cholesterol	169.0	mg/dL	<200.0
HDL Cholesterol	45.1	mg/dL	36.0 - 70.0
LDL Cholesterol	106.7	mg/dL	60.0 - 120.0
Serum Triglycerides	86.0	mg/dL	40.0 - 160.0
Serum Creatinine	0.89	mg/dL	0.60 - 1.30
Blood Urea Nitrogen	12.4	mg/dL	7.0 - 18.0
Serum Protein	7.45	g/dL	6.00 - 8.30
Serum Albumin	4.42	g/dL	3.50 - 5.00
Serum Globulin	3.03	g/dL	2.00 - 3.50
A:G Ratio	1.46		
Serum Bilirubin (Total)	0.42	mg/dL	0.30 - 2.00
Serum Bilirubin (Direct)	0.15	mg/dL	0.00 - 0.25
Serum Bilirubin (indirect)	0.27	mg/dL	0.10 - 1.00
SGOT (AST)	23.0	IU/L	0.0 - 37.0
SGPT (ALT)	32.0	IU/L	0.0 - 45.0
Gamma Glutamyl Transferase (GGT)	53.1	IU/L	10.0 - 64.0
Serum Alkaline Phosphatase (ALP)	102.0	IU/L	53.0 - 128.0
Hepatitis B Surface Antigen (HBsAg)	Negative		Negative
HIV I & II ELISA	NON-REACTIVE		NON-REACTIVE

HAEMATOLOGY

Haemoglobin	14.1	g/dL	13.0 - 17.0
-------------	------	------	-------------

URINE EXAMINATION ROUTINE

PHYSICAL EXAMINATION

Colour	Pale yellow	
Appearance	Clear	
PH	6.0	
Specific Gravity	1.015	1.005 - 1.030

CHEMICAL EXAMINATION

Urine Protein	Nil	Nil
Urine Glucose	Nil	Nil
Ketone	Nil	Nil
Nitrite	Nil	Nil
Bile Pigments	Nil	Nil
Bile Salt	Nil	Nil



Page No. 1 of 2

Dr. Gandhi
MD, Pathology
Res. No. 15241518
Dr. Gandhi Kranti Deshpak
MD, Pathology



ADVANCE DIAGNOSTIC & RESEARCH CENTRE



9001:2015

Name : Mr. Rahul Gupta
Age : 33 Yrs 9 Mon 26 Days
Sex : Male
Patient ID : 15241518

Panel : LIC
TPA : MEDSAVE
Received Date : 15/11/2024
Report Date : 15/11/2024

Test Name	Results	Units	Reference Range
-----------	---------	-------	-----------------

MICROSCOPIC EXAMINATION

Pus Cells	0-1	/HPF	0-3
Epithelial Cells	0-1	/HPF	0-3
RBCs	Nil	/HPF	Nil
Casts	Nil	/LPF	Nil
Crystals	Nil		Nil
Bacteria	Nil		Nil

— End of Report —



Page No. 1 of 2

Dr. Gandhi
16318
Dr. Gandhi Kranti Deepak
MD Pathology

Pt. RAHUL GOPTA LIC

AGE 25 YRS

Ref. M.F.

Date 10/01/2011

Q11

APR 11 2011




AVR

AVL

AVF

DR. M. S. BANSAL
 MBBS, MD, FRCG, FACC
 Reg. No. HN001429

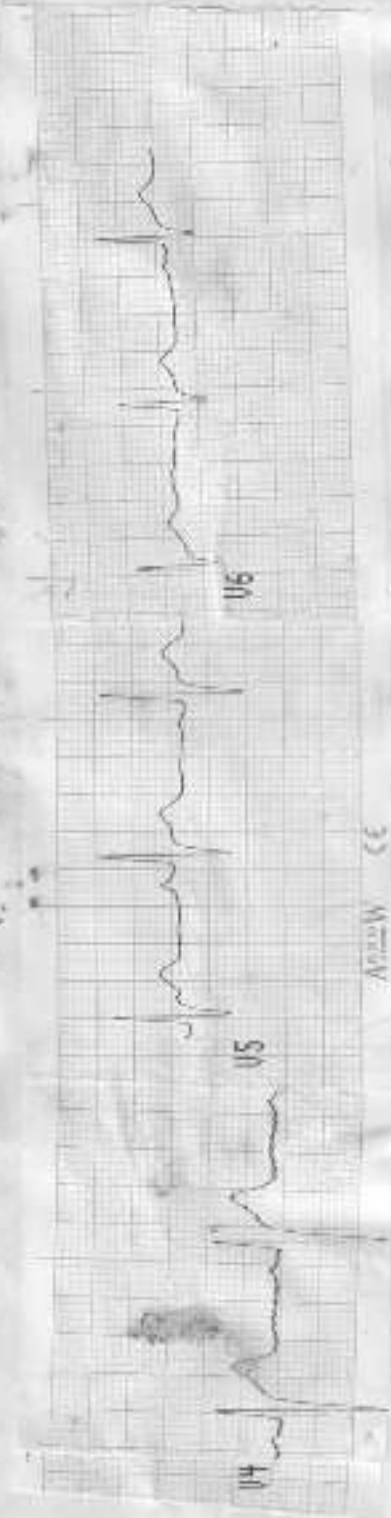


APR 11 2011

V4

V5

V6

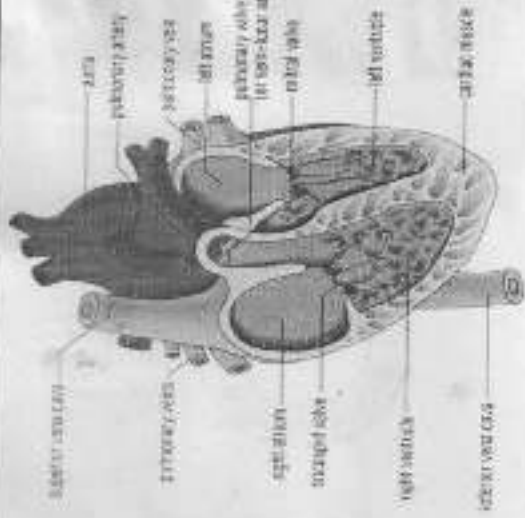


APR 11 2011

ADVANCE DIAGNOSTIC & RESEARCH CENTRE

ELECTROCARDIOGRAM

Name RANUL GUPTA Age & sex 35/m Company Lic



ECG FINDINGS:

Rate 68/min Rhythm Regular Mechanism N
 Axis N P Wave N PR Interval N
 QRS Complex N QT Interval N Q Wave N
 ST Segment N T Wave N

Normal

Conclusion



Date 15/11/2024

Doctors Signature Dr. MAYANK
 Reg. No. 141051/24