

**Patient Name :** MR. HARE RAM SINGH [SMH-5801]  
**Age / Gender :** 54 Yr / M  
**Address :** 66-E-SAI BABA RESIDENCY , KAILASH NAGAR , AIRPORT ROAD , Bhonri, Bhopal, MADHYA PRADESH  
**Req. Doctor:** Dr. SANJAY KUMAR NIKOSE  
**Regn. ID:** OPD.23-24-8298


#### IMMUNO ASSAYS

**Request Date :** 13-01-2024 11:01 AM  
**Sample No. :** IA88  
**Acceptance Date :** 13-01-2024 11:33 AM  
**Reporting Date :** 14-01-2024 12:56 PM  
**Reporting Status :** Finalized

Investigations	Method	Result	Referance Range
<b>THYROID PROFILE(FT3,FT4,TSH)</b>			
FREE T3		3.20 pg/mL	2.5 - 3.9 pg/mL
FREE T4		0.81 ng/dL	0.61 - 1.12 ng/dL
TSH		2.276 uIU/ml	0.38 - 5.33 uIU/ml
<b>PSA TOTAL</b>	CLIA	0.16 ng/ml	0 - 4 ng/ml

END OF REPORT.

Technician Name  
Mr. MUKESH KUMAR SHAH

  
DR. NIDHI RATHORE  
MBBS MD DNB PATHOLOGY  
ASSOCIATE CONSULTANT

  
DR. RITU SINGHAL  
DIRECTOR PATHOLOGY

Due to technical limitation please correlate clinically. Not for medical legal purpose.

Patient Name: MR. HARE RAM SINGH / SMH-5801

Age / Gender : 54 Yr / M

Address: 66-E-SAI BABA RESIDENCY , KAILASH NAGAR , AIRPORT ROAD , Bhonri, Bhop  
MADHYA PRADESH

Req. Doctor: Dr. SANJAY KUMAR NIKOSE

Regn. Number: OPD.23-24-8298

Request Date : 13-01-2024 11:01 AM

Reporting Date : 13-01-2024 12:35 PM

Report Status : Finalized

Acceptance Date: 13-01-2024 12:04 PM

Sample ID: MICRO-33

## STOOL ROUTINE AND MICROSCOPY

**Investigation:** Stool Routine Microscopic Examination

**Gross Appearance:**

Consistency	Color	Blood	Mucus	Worm
Semi Solid	Brown	Absent	Absent	Absent

**Microscopy:**

RBC	Not seen
Pus Cells	Not seen
Trophozoites	Not seen
Ova	Not seen
Larva	Not seen
Cyst	Not seen

**Remark:** Kindly send at-least 3 stool samples in a week to rule out any parasitic infections

**END OF REPORT**

Technician Name  
Mr. PAWAN NAGAR



Dr. ADARSH MEHER

Printed By: SMH0113

Printed On: 15-01-2024 11:09:54

Due to technical limitation please correlate clinically. Not for medical legal purpose.

**Patient Name :** MR. HARE RAM SINGH [SMH-5801]  
**Age / Gender :** 54 Yr / M  
**Address :** 66-E-SAI BABA RESIDENCY , KAILASH NAGAR , AIRPORT ROAD , Bhonri,  
Bhopal, MADHYA PRADESH  
**Req. Doctor:** Dr. SANJAY KUMAR NIKOSE  
**Regn. ID:** OPD.23-24-8298




### CLINICAL PATHOLOGY

**Request Date :** 13-01-2024 11:01 AM **Reporting Date :** 13-01-2024 12:36 PM  
**Sample No. :** CP-69 **Reporting Status :** Finalized  
**Acceptance Date :** 13-01-2024 12:32 PM

Investigations	Method	Result	Referance Range
<b>ROUTINE URINE ADVANCED MICROSCOPY</b>			
PHYSICAL EXAMINATION			
VOLUME		35 ml	
COLOUR		Pale Yellow	
APPEARANCE		Clear	
CHEMICAL EXAMINATION			
ALBUMIN		Absent	
SUGAR		Absent	
SPECIFIC GRAVITY		1.010	
PH		7.0	
KETONE		Absent	
BILE PIGMENTS		Absent	
BILE SALTS		Absent	
NITRITES		Absent	
UROBILOGEN		Absent	
MICROSCOPIC EXAMINATION			
PUS CELLS		1-2 /hpf	
RBCs		Absent	
EPITH.CELLS		1-2 /hpf	
CRYSTAL		Absent	
CASTS		Absent	
BACTERIA		Absent	
AMORPHOUS MATERIAL		Absent	

END OF REPORT.

Technician Name  
Ms. BHAVNA MEWADA

  
DR. NIDHI RATHORE  
MBBS MD DNB PATHOLOGY  
ASSOCIATE CONSULTANT

Due to technical limitation please correlate clinically. Not for medical legal purpose.

**Patient Name :** MR. HARE RAM SINGH [SMH-5801]  
**Age / Gender :** 54 Yr / M  
**Address :** 66-E-SAI BABA RESIDENCY , KAILASH NAGAR , AIRPORT ROAD , Bhonri,  
Bhopal, MADHYA PRADESH  
**Req. Doctor:** Dr. SANJAY KUMAR NIKOSE  
**Regn. ID:** OPD.23-24-8298



**BIOCHEMISTRY**


**Request Date :** 13-01-2024 11:01 AM  
**Sample No. :** BC577  
**Acceptance Date :** 14-01-2024 11:48 AM

**Reporting Date :** 14-01-2024 12:56 PM  
**Reporting Status :** Finalized

Investigations	Method	Result	Referance Range
GLUCOSE- POST PRANDIAL(PPBS)		118.3 mg/dL	70 - 140 mg/dL

END OF REPORT.

Technician Name  
Mr. MUKESH KUMAR SHAH

  
DR. NIDHI RATHORE  
MBBS MD DNB PATHOLOGY  
ASSOCIATE CONSULTANT

  
DR. RITU SINGHAL  
DIRECTOR PATHOLOGY

Due to technical limitation please correlate clinically. Not for medical legal purpose.

**Patient Name :** MR. HARE RAM SINGH [SMH-5801]  
**Age / Gender :** 54 Yr / M  
**Address :** 66-E-SAI BABA RESIDENCY , KAILASH NAGAR , AIRPORT ROAD , Bhonri, Bhopal, MADHYA PRADESH  
**Req. Doctor:** Dr. SANJAY KUMAR NIKOSE  
**Regn. ID:** OPD.23-24-8298


**BIOCHEMISTRY**


**Request Date :** 13-01-2024 11:01 AM **Reporting Date :** 13-01-2024 02:51 PM  
**Sample No. :** BC545 **Reporting Status :** Finalized  
**Acceptance Date :** 13-01-2024 11:33 AM

Investigations	Method	Result	Referance Range
<b>HbA1C-GLYCOSYLATED HAEMOGLOBIN</b>		5.6 %	Nondiabetic 4.5 - 5.7 % Good Control 5.8 - 7.3 % Moderate Control 7.3 - 10 % Poor Control > 10 %

END OF REPORT.

Technician Name  
Ms. BHAVNA MEWADA

  
DR. NIDHI RATHORE  
MBBS MD DNB PATHOLOGY  
ASSOCIATE CONSULTANT

  
DR. RITU SINGHAL  
DIRECTOR PATHOLOGY

Due to technical limitation please correlate clinically. Not for medical legal purpose.

**Patient Name :** MR. HARE RAM SINGH [SMH-5801]  
**Age / Gender :** 54 Yr / M  
**Address :** 66-E-SAI BABA RESIDENCY , KAILASH NAGAR , AIRPORT ROAD , Bhonri,  
Bhopal, MADHYA PRADESH  
**Req. Doctor:** Dr. SANJAY KUMAR NIKOSE  
**Regn. ID:** OPD.23-24-8298



### BIOCHEMISTRY

**Request Date :** 13-01-2024 11:01 AM  
**Sample No. :** BC544  
**Acceptance Date :** 13-01-2024 11:33 AM

**Reporting Date :** 13-01-2024 12:17 PM  
**Reporting Status :** Finalized

Investigations	Method	Result	Reference Range
<b>GLUCOSE- FASTING (FBS)</b>		89.3 mg/dL	70 - 110 mg/dL
<b>LIPID PROFILE</b>			
Total Cholesterol		125.5 mg/dL	< 200 mg/dL
Triglycerides		73.4 mg/dL	< 150 mg/dL
HDL		48.3 mg/dL	28 - 63 mg/dL
LDL		93.8 mg/dL	mg/dL
VLDL		14.7 mg/dL	0 - 30 mg/dL
LDL / HDL RATIO		1.9 mg/dL	0 - 3 mg/dL
Total cholesterol / HDL ratio		2.6 mg/dL	0 - 5 mg/dL
<b>KIDNEY FUNCTION TEST</b>			
UREA		24 mg/dL	13 - 43 mg/dL
CREATININE		0.95 mg/dL	0.6 - 1.3 mg/dL
BUN		11.5 mg/dL	7 - 20 mg/dL
Sodium (Na)+		135 mmol/L	135 - 150 mmol/L
Potassium (K)+		4.9 mmol/L	3.5 - 5 mmol/L
Chloride (cl-)		100 mmol/L	97 - 110 mmol/L
<b>LIVER FUNCTION TEST</b>			
Bilirubin Total		0.67 mg/dL	0 - 1 mg/dL
Bilirubin Direct		0.16 mg/dL	0 - 0.3 mg/dL
Bilirubin Indirect		0.51 mg/dL	0.2 - 1.2 mg/dL
AST / SGOT		31 U/L	7 - 56 U/L
ALT / SGPT		27 U/L	16 - 63 U/L
Alkaline Phosphatase		72 U/L	45 - 120 U/L
Protein Total		6.9 g/dL	6 - 8 g/dL
Albumin		3.9 g/dL	3.2 - 5 g/dL
Globulin		3.0 g/dL	1.9 - 3.5 g/dL
A/G Ratio		1.3 g/dL	1 - 2.5 g/dL

END OF REPORT.

Regn. No. - OPD.23-24-8298

MR. HARE RAM SINGH / SMH-5801

---

Technician Name  
Ms. BHAVNA MEWADA

DR. NIDHI RATHORE  
MBBS MD DNB PATHOLOGY  
ASSOCIATE CONSULTANT

DR. RITU SINGHAL  
DIRECTOR PATHOLOGY

Due to technical limitation please correlate clinically. Not for medical legal purpose.

**Patient Name :** MR. HARE RAM SINGH [SMH-5801]  
**Age / Gender :** 54 Yr / M  
**Address :** 66-E-SAI BABA RESIDENCY , KAILASH NAGAR , AIRPORT ROAD , Bhonri,  
Bhopal, MADHYA PRADESH  
**Req. Doctor:** Dr. SANJAY KUMAR NIKOSE  
**Regn. ID:** OPD.23-24-8298



### HAEMATOLOGY

**Request Date :** 13-01-2024 11:01 AM  
**Sample No. :** H-B697  
**Acceptance Date :** 13-01-2024 11:33 AM

**Reporting Date :** 13-01-2024 12:19 PM  
**Reporting Status :** Finalized

Investigations	Method	Result	Reference Range
<b>COMPLETE BLOOD COUNT(CBC)</b>			
Hemoglobin		14.0 g/dL	13.5 - 18 g/dL
Red Cell Count		5.08 mill/cu mm	4.6 - 6.1 mill/cu mm
Haematocrit		41.9 %	39 - 50 %
MCV		82.5 fL	78 - 95 fL
MCH		<b>27.6 pg *</b>	28 - 33 pg
MCHC		33.5 g/dL	32 - 36 g/dL
RDW		15.1 %	11 - 16 %
Total WBC Count		6.13 x10 <sup>3</sup> /uL	4 - 11 x10 <sup>3</sup> /uL
Neutrophils %		61 %	40 - 70 %
Lymphocytes %		29 %	20 - 40 %
Monocytes %		<b>07 % *</b>	2 - 6 %
Eosinophils %		03 %	2 - 4 %
Basophils %		00 %	0 - 1 %
Absolute Neutrophil Count		3.73 x10 <sup>3</sup> cells/μL	2 - 7 x10 <sup>3</sup> cells/μL
Absolute Lymphocyte Count		1.77 x10 <sup>3</sup> cells/μL	1 - 4 x10 <sup>3</sup> cells/μL
Absolute Monocyte Count		0.21 x10 <sup>3</sup> cells/μL	0 - 1 x10 <sup>3</sup> cells/μL
Absolute Eosinophil Count		0.18 x10 <sup>3</sup> cells/μL	0.03 - 0.31 x10 <sup>3</sup> cells/μL
Absolute basophil count		0.12 x10 <sup>3</sup> cells/μL	0 - 1 x10 <sup>3</sup> cells/μL
Platelet Count		174.2 x10(3)/μL	150 - 450 x10(3)/μL
MPV		<b>12.76 fL *</b>	7.2 - 11.7 fL
<b>ESR</b>		<b>25 mm/hr *</b>	0 - 20 mm/hr
<b>BLOOD GROUP AND RH FACTOR</b>		<b>"B" Positive *</b>	

END OF REPORT.

Technician Name  
Ms. BHAVNA MEWADA

DR. NIDHI RATHORE  
MBBS MD DNB PATHOLOGY  
ASSOCIATE CONSULTANT

DR. RITU SINGHAL  
DIRECTOR PATHOLOGY

Due to technical limitation please correlate clinically. Not for medical legal purpose.