

Patient Name : Mr.BIRENDER KUMAR	Collected : 26/Oct/2024 11:25AM
Age/Gender : 45 Y 9 M 25 D/M	Received : 26/Oct/2024 02:28PM
UHID/MR No : CKOR.0000259154	Reported : 26/Oct/2024 03:31PM
Visit ID : CKOROPV429958	Status : Final Report
Ref Doctor : Self	Sponsor Name : ARCOFEMI HEALTHCARE LIMITED
Emp/Auth/TPA ID : 22S34064	


DEPARTMENT OF BIOCHEMISTRY

ARCOFEMI - MEDIWHEEL - FULL BODY ANNUAL PLUS ABOVE 50Y MALE - 2D ECHO - PAN INDIA - FY2324

Test Name	Result	Unit	Bio. Ref. Interval	Method
RENAL PROFILE/KIDNEY FUNCTION TEST (RFT/KFT) , SERUM				
CREATININE	1.02	mg/dL	0.84 - 1.25	Modified Jaffe, Kinetic
UREA	31.90	mg/dL	17-43	GLDH, Kinetic Assay
BLOOD UREA NITROGEN	14.9	mg/dL	8.0 - 23.0	Calculated
URIC ACID	7.53	mg/dL	3.5-7.2	Uricase PAP
CALCIUM	10.00	mg/dL	8.8-10.6	Arsenazo III
PHOSPHORUS, INORGANIC	2.82	mg/dL	2.5-4.5	Phosphomolybdate Complex
SODIUM	136	mmol/L	136-146	ISE (Indirect)
POTASSIUM	4.3	mmol/L	3.5-5.1	ISE (Indirect)
CHLORIDE	98	mmol/L	101-109	ISE (Indirect)
PROTEIN, TOTAL	7.88	g/dL	6.6-8.3	Biuret
ALBUMIN	4.67	g/dL	3.5-5.2	BROMO CRESOL GREEN
GLOBULIN	3.21	g/dL	2.0-3.5	Calculated
A/G RATIO	1.45		0.9-2.0	Calculated



Dr.Govinda Raju N L
MSc,PhD(Biochemistry)
Consultant Biochemistry



Dr Priya Murthy
M.B.B.S,M.D(Pathology)
Consultant Pathologist



SIN No:KOR241003060

Apollo Health and Lifestyle Limited

This test has been performed at Apollo Health & Lifestyle Ltd, RRL BANGALORE Laboratory

Regd. Office: 10/22/20, Anand Nagar, 4th Cross, 4th Stage, Mysore Road, Bangalore, Karnataka, India. Phone: 9845111111

www.apolloclinic.com

1860 500 7788

Telangana: Hyderabad | Andhra Pradesh: Rajahmundry | Karnataka: Bangalore | Kerala: Kochi | Maharashtra: Mumbai | Odisha: Bhubaneswar | West Bengal: Kolkata | Gujarat: Gandhinagar | Tamil Nadu: Chennai | Punjab: Ludhiana | Haryana: Gurgaon | Rajasthan: Jaipur | Uttar Pradesh: Lucknow | Bihar: Patna | Jharkhand: Ranchi | Assam: Dispur | Manipal: Imphal | Mizoram: Aizawl | Nagaland: Kohima | Arunachal Pradesh: Itanagar | Meghalaya: Shillong | Tripura: Agartala | West Bengal: Kolkata | Jharkhand: Ranchi | Assam: Dispur | Manipal: Imphal | Mizoram: Aizawl | Nagaland: Kohima | Arunachal Pradesh: Itanagar | Meghalaya: Shillong | Tripura: Agartala




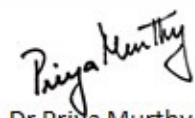
Patient Name : Mr.BIRENDER KUMAR	Collected : 26/Oct/2024 11:25AM
Age/Gender : 45 Y 9 M 25 D/M	Received : 26/Oct/2024 02:26PM
UHID/MR No : CKOR.0000259154	Reported : 26/Oct/2024 04:41PM
Visit ID : CKOROPV429958	Status : Final Report
Ref Doctor : Self	Sponsor Name : ARCOFEMI HEALTHCARE LIMITED
Emp/Auth/TPA ID : 22S34064	

DEPARTMENT OF IMMUNOLOGY

ARCOFEMI - MEDIWHEEL - FULL BODY ANNUAL PLUS ABOVE 50Y MALE - 2D ECHO - PAN INDIA - FY2324

High	High	High	High	Pituitary Adenoma; TSHoma/Thyrotropinoma
------	------	------	------	--


Dr.Govinda Raju N L
 MSc,PhD(Biochemistry)
 Consultant Biochemistry


Dr Priya Murthy
 M.B.B.S,M.D(Pathology)
 Consultant Pathologist



SIN No:KOR241003067

This test has been performed at Apollo Health & Lifestyle Ltd, RRL BANGALORE Laboratory.

APOLLO HEALTH AND LIFESTYLE LIMITED - RRL BANGALORE

APOLLO Health and Lifestyle Limited - RRL BANGALORE

Regd. Office: 10/22/20, Anand Nagar, 4th Cross, 4th Stage, 4th Block, Bengaluru, Karnataka, India. Phone: 9845111111

www.apolloclinic.com | Email: info@apolloclinic.com, Ph: 080-4664 7777, Fax: 080-4664 7766

APOLLO CLINIC'S NETWORK

Telangana: Hyderabad (45) | Andhra Pradesh: Vizag (1) | Karnataka: Bangalore (2) | Kerala: Kochi (1) | Maharashtra: Mumbai (1) | Odisha: Bhubaneswar (1) | Tamil Nadu: Chennai (1) | West Bengal: Kolkata (1) | Gujarat: Gandhinagar (1) | Haryana: Gurgaon (1) | Punjab: Ludhiana (1) | Rajasthan: Jaipur (1) | Uttar Pradesh: Lucknow (1) | Bihar: Patna (1) | Jharkhand: Ranchi (1) | Assam: Dispur (1) | Manipal: Imphal (1) | Mizoram: Aizawl (1) | Nagaland: Kohima (1) | Arunachal Pradesh: Itanagar (1) | Meghalaya: Shillong (1) | Tripura: Agartala (1) | Assam: Dispur (1) | Mizoram: Aizawl (1) | Nagaland: Kohima (1) | Arunachal Pradesh: Itanagar (1) | Meghalaya: Shillong (1) | Tripura: Agartala (1)

Patient Name	: Mr. Birender Kumar	Age	: 45Yrs 9Mths 26Days
UHID	: CKOR.0000259154	OP Visit No.	: CKOROPV429958
Printed On	: 26-10-2024 07:30 AM	Advised/Pres Doctor	: --
Department	: Radiology	Qualification	: --
Referred By	: Self	Registration No.	: --
Employee Id	: 22S34064		

DEPARTMENT OF RADIOLOGY

ULTRASOUND ABDOMEN AND PELVIS

FINDINGS:

Liver is normal in size(13 cms) and shows increased echotexture. No biliary dilatation. No focal lesion

CBD is not dilated.

Portal vein is normal in size, course and calibre.

Gall bladder is normal without evidence of calculi, wall thickening or pericholecystic fluid.

Pancreas to the extent visualized, appears normal in size, contour and echogenicity

Spleen is normal in size, shape, contour and echopattern. No evidence of mass or focal lesions.

Right Kidney is normal in size, position, shape and echopattern. Corticomedullary differentiation is maintained. No evidence of calculi or hydronephrosis.

Left Kidney is normal in size, position, shape and echopattern. Corticomedullary differentiation is maintained. No evidence of calculi or hydronephrosis.

Retroperitoneum – Obscured by bowel gas. No significant lymphadenopathy.

Urinary Bladder well distended. wall thickness is normal. No evidence of calculi, mass or mural lesion.

Prostate: normal in size and echotexture.

There is no ascites.

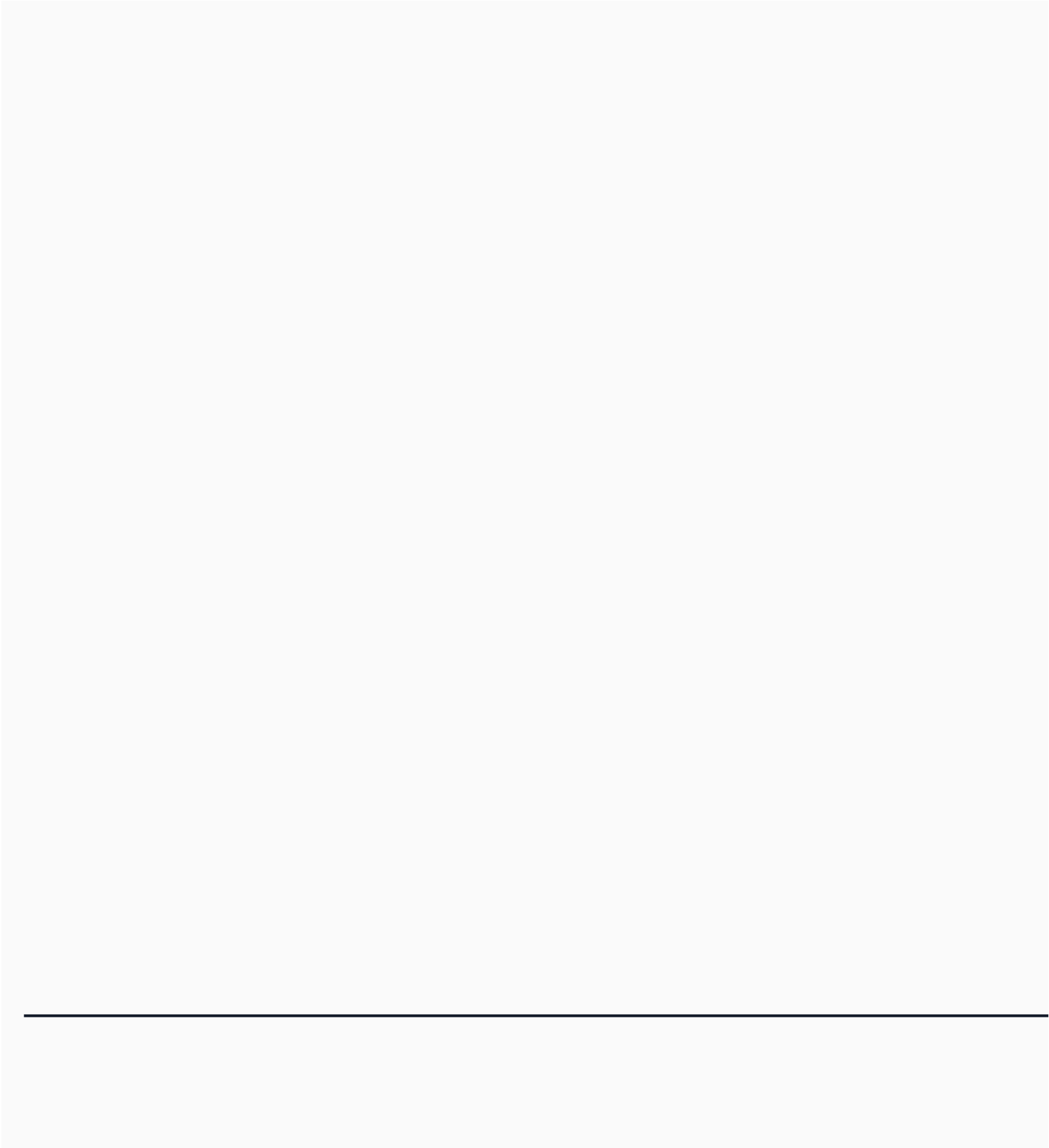
IMPRESSION: GRADE I FATTY LIVER

---End Of The Report---



Dr.VINOD P JOSEPH
MBBS, DNB, DMRD

25487
Radiology





बैंक ऑफ़ बड़ौदा Bank of Baroda



प्रति,

समन्वयक,
MediWheel (M/s. Arcofemi Healthcare Pvt. Ltd.)

महोदय/ महोदया,

विषय: बैंक ऑफ़ बड़ौदा के कर्मचारियों के लिए वार्षिक स्वास्थ्य जांच।

हम आपको सूचित करना चाहते हैं कि हमारे कर्मचारी की पत्नी/पति जिनके विवरण निम्नानुसार हैं हमारे करार के अनुसार आपके द्वारा उपलब्ध कराई गई कैशलेस वार्षिक स्वास्थ्य जांच सुविधा का लाभ लेना चाहते हैं।

स्वास्थ्य जांच लाभार्थी के विवरण	
नाम	BIRENDRA KUMAR
जन्म की तारीख	01-03-1979
कर्मचारी की पत्नी/पति के स्वास्थ्य जांच की प्रस्तावित तारीख	26-10-2024
बुकिंग संदर्भ सं.	24D165523100114958S
पत्नी/पति के विवरण	
कर्मचारी का नाम	MS. FARIDI RAHMAT JAHAN
कर्मचारी की क.कू.संख्या	165523
कर्मचारी का पद	CREDIT
कर्मचारी के कार्य का स्थान	BANGALORE, RT NAGAR
कर्मचारी के जन्म की तारीख	28-02-1983

यह अनुमोदन/ संस्तुति पत्र तभी वैध माना जाएगा जब इसे बैंक ऑफ़ बड़ौदा के कर्मचारी आईडी कार्ड की प्रति के साथ प्रस्तुत किया जाएगा। यह अनुमोदन पत्र दिनांक 23-09-2024 से 31-03-2025 तक मान्य है। इस पत्र के साथ किए जाने वाले चिकित्सा जांच की सूची अनुलग्नक के रूप में दी गई है। कृपया नोट करें कि उक्त स्वास्थ्य जांच हमारी टाई-अप व्यवस्था के अनुसार कैशलेस सुविधा है। हम अनुरोध करते हैं कि आप हमारे कर्मचारी के पत्नी/पति की स्वास्थ्य जांच संबंधी आवश्यकताओं पर उचित कार्रवाई करें तथा इस संबंध में अपनी सर्वोच्च प्राथमिकता तथा सर्वोत्तम संसाधन उपलब्ध कराएं। उपर्युक्त सारणी में दी गई कर्मचारी कूट संख्या एवं बुकिंग संदर्भ संख्या का उल्लेख अनिवार्य रूप से इनवॉइस में किया जाना चाहिए।

हम इस संबंध में आपके सहयोग की अपेक्षा करते हैं।

भवदीय,

हस्ता/-

(मुख्य महाप्रबंधक)

मा.सं.प्र. एवं विपणन

बैंक ऑफ़ बड़ौदा

(नोट: यह कंप्यूटर द्वारा जनरेट किया गया पत्र है। हस्ताक्षर की आवश्यकता नहीं है। कृपया किसी भी स्पष्टीकरण के लिए MediWheel (M/s. Arcofemi Healthcare Pvt. Ltd.)से संपर्क करें।)



List of tests & consultations to be covered as part of Annual Health Check-up

S.No.	For Male	For Female
1	CBC	CBC
2	ESR	ESR
3	Blood Group & RH Factor	Blood Group & RH Factor
4	Blood and Urine Sugar Fasting	Blood and Urine Sugar Fasting
5	Blood and Urine Sugar PP	Blood and Urine Sugar PP
6	Stool Routine	Stool Routine
	Lipid Profile	Lipid Profile
7	Total Cholesterol	Total Cholesterol
8	HDL	HDL
9	LDL	LDL
10	VLDL	VLDL
11	Triglycerides	Triglycerides
12	HDL/ LDL ratio	HDL/ LDL ratio
	Liver Profile	Liver Profile
13	AST	AST
14	ALT	ALT
15	GGT	GGT
16	Bilirubin (total, direct, indirect)	Bilirubin (total, direct, indirect)
17	ALP	ALP
18	Proteins (T, Albumin, Globulin)	Proteins (T, Albumin, Globulin)
	Kidney Profile	Kidney Profile
19	Serum Creatinine	Serum Creatinine
20	Blood Urea Nitrogen	Blood Urea Nitrogen
21	Uric Acid	Uric Acid
22	HBA1C	HBA1C
23	Routine Urine Analysis	Routine Urine Analysis
24	USG Whole Abdomen	USG Whole Abdomen
	General Tests	General Tests
25	X Ray Chest	X Ray Chest
26	ECG	ECG
27	2D/3D ECHO / TMT	2D/3D ECHO / TMT
28	Stress Test	Gynaec Consultation
29	PSA Male (above 40 years)	Pap Smear (above 30 years) & Mammography (above 40 years)
30	Thyroid Profile (T3, T4, TSH)	Thyroid Profile (T3, T4, TSH)
31	Dental Check-up Consultation	Dental Check-up Consultation
32	Physician Consultation	Physician Consultation
33	Eye Check-up Consultation	Eye Check-up Consultation
34	Skin/ENT Consultation	Skin/ENT Consultation



भारत सरकार
GOVERNMENT OF INDIA



कुमार बिरेंद्र
Kumar Birendra
जन्म तारीख/DOB: 01/03/1979
पुरुष/ MALE
Mobile No: 9558817001



3033 3482 0350

भारो , भारी ओणम

Name : Mr. Birender Kumar

Age : 45Y 9M 25D

UHID : CKOR 0000259154

Address : Koramangala Vi Bk Bangalore Karnataka INDIA 560095

sex : Male



CKOR.0000259154

Plan : ARCOFEMI MEDIWHEEL MALE AHC CREDIT
PAN INDIA OP AGREEMENT

OP No: CKOROPV429958

Bill No: CKOR-OCR-85013

Date: Oct 26th, 2024, 11:21 AM

Sno.	Service Type/Service Name	Department
1	ARCOFEMI - MEDIWHEEL - FULL BODY ANNUAL PLUS ABOVE 50Y MALE - 2D ECHO - PAN INDIA - FY2324	
1	DENTAL CONSULTATION (15)	Consultation
2	PROSTATIC SPECIFIC ANTIGEN (PSA TOTAL)	Biochemistry
3	THYROID PROFILE (TOTAL T3, TOTAL T4, TSH)	Biochemistry
4	HbA1c, GLYCATED HEMOGLOBIN	Biochemistry
5	ULTRASOUND - WHOLE ABDOMEN (18)	Ultrasound Radiology
6	OPHTHAL BY GENERAL PHYSICIAN	Consultation
7	ENT CONSULTATION (Dr. Vijay)	Consultation
8	DIET CONSULTATION	Consultation
9	FITNESS BY GENERAL PHYSICIAN	Consultation
10	2 D ECHO (10)	Cardiology
11	X-RAY CHEST PA (11)	X Ray Radiology
12	ECG (12)	Cardiology
13	BODY MASS INDEX (BMI)	General
14	BLOOD GROUP ABO AND RH FACTOR	Blood Bank
15	COMPLETE URINE EXAMINATION	Clinical Pathology
16	HEMOGRAM + PERIPHERAL SMEAR	Haematology
17	RENAL PROFILE/RENAL FUNCTION TEST (RFT/KFT)	Biochemistry
18	GAMMA GLUTAMYL TRANSFERASE (GGT)	Biochemistry
19	LIVER FUNCTION TEST (LFT)	Biochemistry
20	LIPID PROFILE	Biochemistry
21	URINE GLUCOSE(POST PRANDIAL)	Clinical Pathology
22	URINE GLUCOSE(FASTING)	Clinical Pathology
23	GLUCOSE, POST PRANDIAL (PP), 2 HOURS (POST MEAL)	Biochemistry
24	GLUCOSE, FASTING (12)	Biochemistry

Physio - 17
Dental - 15
Ophthal - OPP = 11



Apollo Clinic

Consent Form

Patient Name: Birendra KVAge: 45

UHID Number:Company Name:

I Mr/Mrs/Miss:Employee of

(Company) want to inform you that I am not getting the.....

Test which is a part of health check package.

Reason If any: ECG/XRAY - next week will do.
Next Saturday Come for consultation

And I claim the above statement in my full consciousness.

Patient Signature: BirendraDate: 26/10/2024

OPHTHAL REPORT

NAME: Mr. Bisendax kumar
AGE: 45 GENDER: MALE/FEMALE

RIGHT EYE

	SPH	CYL	AXIS	VA
DV	\pm			6/6
NV	+1.50			N6

LEFT EYE

	SPH	CYL	AXIS	VA
DV	\pm			6/6
NV	+1.50			N6

REMARK:

Colour Vn: Normal

DATE: 26.10.24


OPTOMETRIST

BRING THIS PRESCRIPTION IN YOUR NEXT VISIT

Patient Name : Mr. Birender Kumar
Age : 45 Year(s)
Referring Doctor : H/C

Patient ID: 259154
Sex: Male
Date: 26.10.2024

ULTRASOUND ABDOMEN AND PELVIS

FINDINGS:

Liver is normal in size (13 cms) and shows increased echotexture. No biliary dilatation. No focal lesion.

CBD is not dilated.

Portal vein is normal in size, course and calibre.

Gall bladder is normal without evidence of calculi, wall thickening or pericholecystic fluid.

Pancreas to the extent visualized, appears normal in size, contour and echogenicity.

Spleen is normal in size, shape, contour and echopattern. No evidence of mass or focal lesions.

Right Kidney is normal in size, position, shape and echopattern. Corticomedullary differentiation is maintained. No evidence of calculi or hydronephrosis.

Left Kidney is normal in size, position, shape and echopattern. Corticomedullary differentiation is maintained. No evidence of calculi or hydronephrosis.

Retroperitoneum – Obscured by bowel gas. No significant lymphadenopathy.

Urinary Bladder well distended, wall thickness is normal. No evidence of calculi, mass or mural lesion.

Prostate: normal in size and echotexture.

There is no ascites.

IMPRESSION: GRADE I FATTY LIVER

DR VINOD JOSEPH DNB, DMRD
RADIOLOGIST



DR VIJAYA LAKSHMI M
M.B.B.S, D.L.O, D.N.B(ENT)
Phone No.9972044580,080-25633823/24/23

26/10/24

HEALTH CHECK- ENT

NAME: *Bilender Kumar 45y m* **AGE:**

EAR: **RE:** **LE:**

EXTERNAL EAR

MIDDLE EAR

INNER EAR (FN)

normal

HEARING ASSESSMENT: **RE:** **LE:**

RHINNE

WEBER

ABC

normal

NOSE

THROAT

AIRWAY

ORAL CAVITY

SEPTUM

OROPHARYNX

TURBINATES

PHARYNX

OTHERS

LARYNX

normal

normal

NECK

NECK NODES

OTHER

normal

AUDIOMETRY

IMPRESSION

normal

[Signature]
SIGNATURE:

NAME: Mr. BIRENDER KUMAR
SEX: MALE

AGE: 45Y
DATE: 26/10/2024

ECHOCARDIOGRAPHY REPORT

MEASUREMENT

AO – 29(20 – 35)mm	LIVD d –40(36-52)mm	IVS – 10(06 - 11)mm
LA -30(19- 40)mm	LVID s 27(23- 39)mm	PWD –11(06- 11)mm
EF – 60(>50%)	RVID-20	

VALVES

Mitral Valve : NORMAL
Aortic Valve : NORMAL
Tricuspid Valve : Normal,
Pulmonary Valve : Normal.

CHAMBERS

Left Atrium : Normal
Right Atrium : Normal
Left Ventricle : Normal
Right Ventricle : Normal

SEPTAE

IVS : Intact
IAS : Intact

GREAT ARTERIES

Aorta : Normal
Pulmonary Artery : Normal

DOPPLER DATA

Mitral : E > A , 0.8 / 0.5
Aortic : Normal , 1.0 m/s
Tricuspid : Normal , 0.4 / 0.6
Pulmonary : Normal, 1.10

WALL MOTION ABNORMALITIES : No RWMA

Pericardium : Normal

FINAL DIAGNOSIS

**NORMAL CHAMBERS AND DIMENSION
NO RWMA AT REST, NORMAL LV EF - 60%
NORMAL DIASTOLIC FUNCTION
NO OBVIOUS CLOTS/ EFFUSION/ VEGETATION**


**DR. MOHAN MURALI
DNB(MED), DrNB(CARDIOLOGY)
CONSULTANT CARDIOLOGIST**