



Name : Mrs. ANJALI GAWAI Age : 45Yr 1Mth 13Days Gender : Female
 UHID : ASHB.0000022878 / BPLAH4875 W/BNo/RefNo : AHC
 SIN \ LRN : 69537 \ 69543 \ 69539 \ 27099
 Specimen : Blood
 Ref Doctor : Dr. Akhil Kumar Tiwari

Collected on : 02-DEC-2023 01:37:18 PM Received on : 02-DEC-2023 02:10:00 PM Reported on : 02-DEC-2023 02:22:34 PM

MEDIWHEEL FULL BODY ANNUAL PLUS CHECK ADVANCED-FEMALE

TEST NAME	RESULT	BIOLOGICAL REFERENCE INTERVALS	UNITS
GLUCOSE - SERUM / PLASMA (FASTING)			
GLUCOSE - PLASMA (FASTING)	87	70-100	mg/dL
GLUCOSE - SERUM / PLASMA (POST PRANDIAL)			
GLUCOSE - PLASMA - (POST PRANDIAL)	89	70-140	mg/dL
CHOLESTEROL - SERUM / PLASMA	193	Desirable: <200 Borderline High: 200-239 High >240	mg/dL
HDL CHOLESTEROL - SERUM / PLASMA	51	>40	mg/dL
LDL CHOLESTEROL - SERUM / PLASMA	144 *	Optimal: <100 Above optimal: 100-129 Borderline high: 130-159 High: 160-189 Very high: >190	mg/dL
TRIGLYCERIDES - SERUM / PLASMA	78	Normal<150 Borderline high 150-199 High 200-499 Very high: ≥ 500	mg/dL
VLDL CHOLESTEROL - SERUM	16	15-30	
TOTAL CHOLESTEROL AND HDL RATIO			
INTERPRETATIVE[2]TOTAL CHOLESTEROL/HDL	3.8	3.5-5.0	
CHOLESTEROL RATIO (Calculated)			



--

Name : Mrs. ANJALI GAWAI Age : 45Yr 1Mth 13Days Gender : Female
 UHID : ASHB.0000022878 / BPLAH4875 W/BNo/RefNo : AHC
 SIN \ LRN : 69537 \ 69543 \ 69539 \ 27099
 Specimen : Blood
 Ref Doctor : Dr. Akhil Kumar Tiwari



Collected on : 02-DEC-2023 01:37:18 PM Received on : 02-DEC-2023 02:10:00 PM Reported on : 02-DEC-2023 02:22:34 PM

PROTEIN TOTAL - SERUM / PLASMA			
PROTEIN TOTAL - SERUM	7.5	6.6-8.3	g/dL
ALBUMIN - SERUM	4.0	3.5-5.2	g/dL
GLOBULIN - SERUM			
GLOBULIN	3.5	2.6 - 4.6	g/dL
ALBUMIN/GLOBULIN RATIO			
ALBUMIN AND GLOBULIN RATIO	1.1	0.9-2.0	
AST (SGOT) - SERUM	19	< 35	U/L
ALT(SGPT) - SERUM / PLASMA			
ALT(SGPT) - SERUM	14	<35	U/L
BILIRUBIN, TOTAL - SERUM			
BILIRUBIN TOTAL	0.2 *	0.3-1.2	mg/dL
BILIRUBIN CONJUGATED (DIRECT) - SERUM			
BILIRUBIN CONJUGATED (DIRECT)	0.1	<0.2	mg/dL
BILIRUBIN UNCONJUGATED (INDIRECT) - SERUM			
BILIRUBIN UNCONJUGATED (INDIRECT)	0.1	0.1-1.2	mg/dL
ALKALINE PHOSPHATASE - SERUM/PLASMA			
ALKALINE PHOSPHATASE - SERUM	54	30-120	U/L
GGTP: GAMMA GLUTAMYL TRANSPEPTIDASE - SERUM			
GAMMA GLUTAMYL TRANSPEPTIDASE - SERUM	11	0 - 38	U/L
CREATININE - SERUM / PLASMA	0.75	0.55-1.02	mg/dL
URIC ACID - SERUM / PLASMA	2.2 *	2.6-6.0	mg/dL
BUN (BLOOD UREA NITROGEN)	9.2	Female: <50yrs 7.01-18.7 mg/dl Female:>50yrs 9.81-20.1 mg/dl	mg/dL
TOTAL T3: TRI IODOTHYRONINE - SERUM	1.02	0.60-1.81	ng/ml



Name : Mrs. ANJALI GAWAI Age : 45Yr 1Mth 13Days Gender : Female
UHID : ASHB.0000022878 / BPLAH4875 W/BNo/RefNo : AHC
SIN \ LRN : 69537 \ 69543 \ 69539 \ 27099
Specimen : Blood
Ref Doctor : Dr. Akhil Kumar Tiwari



Collected on : 02-DEC-2023 01:37:18 PM Received on : 02-DEC-2023 02:10:00 PM Reported on : 02-DEC-2023 02:22:34 PM

TOTAL T4: THYROXINE - SERUM	9.07	5.01 - 12.45	µg/dL
TSH: THYROID STIMULATING HORMONE - SERUM	2.94	0.35-5.50	µIU/mL

Report Status:Final

* END OF REPORT *

CHECKED BY 153982
153991



Printed On : 27-DEC-2023 11:44:16 AM

Dr Anupriya Chanda
Consultant Pathologist

Page 3 of 3



--

Name : Mrs. ANJALI GAWAI Age : 45Yr 1Mth 13Days Gender : Female
 UHID : ASHB.0000022878 / BPLAH4875 W/BNo/RefNo : AHC
 SIN \LRN : 69541 \ 69544 \ 27099
 Specimen : Urine
 Ref Doctor : Dr. Akhil Kumar Tiwari



Collected on : 02-DEC-2023 01:37:18 PM Received on : 02-DEC-2023 02:09:43 PM Reported on : 02-DEC-2023 03:56:13 PM

MEDIWHEEL FULL BODY ANNUAL PLUS CHECK ADVANCED-FEMALE

TEST NAME	RESULT	BIOLOGICAL REFERENCE INTERVALS	UNITS
CBC			
HAEMOGLOBIN	12.4	12.0 to 15.1	g/dL
Packed cell volume (Calculated)	36.2	35.5 to 44.9	%
RBC COUNT(Impedance)	4.24	4.00-5.20	Million/ul
MCV-	85.3	80-100	fl
MCH-	29.1	27-32	pg
MCHC-	34.1	32-36	g/dL
RDW (Derived from RBC histogram)	15.4	12.2 - 16.1	%
TLC COUNT	6.79	4.0-11.0	10 ³ /mm ³
DIFFERENTIAL COUNT			
Neutrophils	55	40-80	%
Lymphocytes	28	20-40	%
Monocytes	10	2-10	%
Eosinophils	7 *	1-6	%
Basophils	0	0-2	%
Platelet Count(Impedance)	343.5	150-450	10 ³ /mm ³
Mean Platelet Volume	9.6	6.5-12.0	fl
ERYTHROCYTE SEDIMENTATION RATE (ESR)	40 *	0-20	mm/1st hr
URINE ROUTINE (CUE)			
MACROSCOPIC EXAMINATION			
Specific Gravity(Automated – Reflectance Spectrometer)	1.015	1.005 - 1.025	
Colour:(Naked Eye Examination)	Pale-Yellow		



Name : **Mrs. ANJALI GAWAI** Age : **45Yr 1Mth 13Days** Gender : **Female**
 UHID : **ASHB.0000022878 / BPLAH4875** W/BNo/RefNo : **AHC**
 SIN \LRN : **69541 \ 69544 \ 27099**
 Specimen : **Urine**
 Ref Doctor : **Dr. Akhil Kumar Tiwari**



Collected on : **02-DEC-2023 01:37:18 PM** Received on : **02-DEC-2023 02:09:43 PM** Reported on : **02-DEC-2023 03:56:13 PM**

Transparency:(Naked Eye Examination)	Clear		
pH(Automated – Reflectance Spectrometer)	Acidic		
Protein :(Automated – Reflectance Spectrometer/Sulpho salicylic acid method)	Nil		
Sugar:(Automated - Reflectance Spectrometer/ Benedict's Test)	Nil		
Ketone(Automated – Reflectance Spectrometer/Rothera's test)	Nil		
Bilirubin: (Automated – Reflectance Spectrometer/Fouchet's method)	Nil		
Cells:			
RBC(Automated - Reflectance spectrometer/Microscopy/Flow cytometric)	Nil		
Pus Cells(Automated – Reflectance spectrometer/Microscopy/Flow cytometric)	1-2	0.0 - 5.0/HPF	/hpf
Epithelial Cells(Microscopic /Flow cytometric)	1-2	<20	/hpf
Yeast Cells	Absent		
Bacteria:	Absent		
Casts:(Microscopic /Flow cytometric)	Absent	ABSENT	
Crystals:(Microscopic /Flow cytometric)	Absent		



Name : **Mrs. ANJALI GAWAI** Age : **45Yr 1Mth 13Days** Gender : **Female**
UHID : **ASHB.0000022878 / BPLAH4875** W/BNo/RefNo : **AHC**
SIN \LRN : **69541 \ 69544 \ 27099**
Specimen : **Urine**
Ref Doctor : **Dr. Akhil Kumar Tiwari**




Collected on : **02-DEC-2023 01:37:18 PM** Received on : **02-DEC-2023 02:09:43 PM** Reported on : **02-DEC-2023 03:56:13 PM**

Report Status:Final

* END OF REPORT *

CHECKED BY : 154234
153991



Printed On : 27-DEC-2023 11:45:00 AM

Dr Anupriya Chanda
Consultant Pathologist

Page 3 of 3

