


Name : Mr. PARINESH MARSKOLE Age : 40Yr 6Mth 8Days Gender : Male  
 UHID : ASHB.0000026059 / BPLAH5461 W/BNo/RefNo : AHC  
 SIN \ LRN : 78045 \ 78048 \ 78050 \ 78049 \ 30215  
 Specimen : Blood  
 Ref Doctor : Dr. Akhil Kumar Tiwari




Collected on : 03-JAN-2024 09:46:35 AM Received on : 03-JAN-2024 10:23:10 AM Reported on : 03-JAN-2024 11:50:59 AM

**MEDIWHEEL FULL BODY ANNUAL PLUS ABOVE 50 MALE**

TEST NAME	RESULT	BIOLOGICAL REFERENCE INTERVALS	UNITS
GLUCOSE - SERUM / PLASMA (FASTING)			
GLUCOSE - PLASMA (FASTING)	109 *	70-100	mg/dL
GLUCOSE - SERUM / PLASMA (POST PRANDIAL)			
GLUCOSE - PLASMA - (POST PRANDIAL)	226 *	70-140	mg/dL
GLYCOSYLATED HEMOGLOBIN (HBA1C) - WHOLE BLOOD	6.5 *	4.0-5.6	%
CHOLESTEROL - SERUM / PLASMA	146	Desirable <200 Borderline High: 200-239 High >240	mg/dL
HDL CHOLESTEROL - SERUM / PLASMA	36 *	>40	mg/dL
LDL CHOLESTEROL - SERUM / PLASMA	106 *	Optimal: <100 Above optimal: 100-129 Borderline high: 130-159 High: 160-189 Very high: >190	mg/dL
TRIGLYCERIDES - SERUM / PLASMA	125	Normal<150 Borderline high 150-199 High 200-499 Very high: ≥ 500	mg/dL
VLDL CHOLESTEROL - SERUM	25	15-30	



Name : Mr. PARINESH MARSKOLE Age : 40Yr 6Mth 8Days Gender : Male  
 UHID : ASHB.0000026059 / BPLAH5461 W/BNo/RefNo : AHC  
 SIN \ LRN : 78045 \ 78048 \ 78050 \ 78049 \ 30215  
 Specimen : Blood  
 Ref Doctor : Dr. Akhil Kumar Tiwari



Collected on : 03-JAN-2024 09:46:35 AM Received on : 03-JAN-2024 10:23:10 AM Reported on : 03-JAN-2024 11:50:59 AM

TOTAL CHOLESTEROL AND HDL RATIO			
INTERPRETATIVE[2]TOTAL CHOLESTEROL/HDL	4.0	3.5-5.0	
CHOLESTEROL RATIO (Calculated)			
PROTEIN TOTAL - SERUM / PLASMA			
PROTEIN TOTAL - SERUM	7.2	6.6-8.3	g/dL
ALBUMIN - SERUM	4.5	3.5-5.2	g/dL
GLOBULIN - SERUM			
GLOBULIN	2.7	2.6 - 4.6	g/dL
ALBUMIN/GLOBULIN RATIO			
ALBUMIN AND GLOBULIN RATIO	1.7	0.9-2.0	
AST (SGOT) - SERUM	41	< 50	U/L
ALT(SGPT) - SERUM / PLASMA			
ALT(SGPT) - SERUM	87 *	<50	U/L
BILIRUBIN, TOTAL - SERUM			
BILIRUBIN TOTAL	0.4	0.3-1.2	mg/dL
BILIRUBIN CONJUGATED (DIRECT) - SERUM			
BILIRUBIN CONJUGATED (DIRECT)	0.1	<0.2	mg/dL
BILIRUBIN UNCONJUGATED (INDIRECT) - SERUM			
BILIRUBIN UNCONJUGATED (INDIRECT)	0.3	0.1-1.2	mg/dL
ALKALINE PHOSPHATASE - SERUM/PLASMA			
ALKALINE PHOSPHATASE - SERUM	82	30-120	U/L
GGTP: GAMMA GLUTAMYL TRANSPEPTIDASE - SERUM			
GAMMA GLUTAMYL TRANSPEPTIDASE - SERUM	21	0 - 55	U/L
CREATININE - SERUM / PLASMA	0.83	0.72 - 1.18	mg/dL
URIC ACID - SERUM / PLASMA	6.2	3.5-7.2	mg/dL



Name : Mr. PARINESH MARSKOLE Age : 40Yr 6Mth 8Days Gender : Male  
 UHID : ASHB.0000026059 / BPLAH5461 W/BNo/RefNo : AHC  
 SIN \ LRN : 78045 \ 78048 \ 78050 \ 78049 \ 30215  
 Specimen : Blood  
 Ref Doctor : Dr. Akhil Kumar Tiwari



Collected on : 03-JAN-2024 09:46:35 AM Received on : 03-JAN-2024 10:23:10 AM Reported on : 03-JAN-2024 11:50:59 AM

BUN (BLOOD UREA NITROGEN)	9.5	Male: <50yrs 8.87-20.5 mg/dl Male:>50yrs 8.41-25.7 mg/dl	mg/dL
TOTAL T3: TRI IODOTHYRONINE - SERUM	1.03	0.60-1.81	ng/ml
TOTAL T4: THYROXINE - SERUM	6.99	5.01 - 12.45	µg/dL
TSH: THYROID STIMULATING HORMONE - SERUM	4.44	0.35-5.50	µIU/mL
PROSTATIC SPECIFIC ANTIGEN (PSA TOTAL) - SERUM	1.0	< 4	ng/ml

Report Status:Final

\* END OF REPORT \*

CHECKED BY 153982  
153991



Printed On : 19-JAN-2024 08:36:29 AM

Dr Anupriya Chanda  
Consultant Pathologist

Page 3 of 3



Name **Mr. PARINESH MARSKOLE** Age **40Yr 6Mth 8Days** Gender **Male**  
 UHID : **ASHB.0000026059 / BPLAH5461** W/BNo/RefNo : **AHC**  
 SIN \LRN : **78046 \ 78051 \ 30215**  
 Specimen : **Urine**  
 Ref Doctor : **Dr. Akhil Kumar Tiwari**



Collected on : **03-JAN-2024 09:46:35 AM** Received on : **03-JAN-2024 10:05:32 AM** Reported on : **03-JAN-2024 11:33:23 AM**


**MEDIWHEEL FULL BODY ANNUAL PLUS ABOVE 50 MALE**


TEST NAME	RESULT	BIOLOGICAL REFERENCE INTERVALS	UNITS
<b>CBC</b>			
HAEMOGLOBIN	13.9	13.0-17.0	g/dL
Packed cell volume (Calculated)	40.4	38.3-48.6	%
RBC COUNT(Impedance)	4.63	4.50-5.90	Million/ul
MCV-	87.2	80-100	fl
MCH-	30.0	27-32	pg
MCHC-	34.4	32-36	g/dL
RDW (Derived from RBC histogram)	14.4	11.8 - 14.5	%
TLC COUNT	9.61	4.0-11.0	10 <sup>3</sup> /mm <sup>3</sup>
<b>DIFFERENTIAL COUNT</b>			
Neutrophils	50	40-80	%
Lymphocytes	39	20-40	%
Monocytes	5	2-10	%
Eosinophils	6	1-6	%
Basophils	0	0-2	%
Platelet Count(Impedance)	311.5	150-450	10 <sup>3</sup> /mm <sup>3</sup>
Mean Platelet Volume	8.9	6.5-12.0	fl
ERYTHROCYTE SEDIMENTATION RATE (ESR)	11	0-15	mm/1st hr
<b>URINE ROUTINE (CUE)</b>			
<b>MACROSCOPIC EXAMINATION</b>			
Specific Gravity(Automated – Reflectance Spectrometer)	1.020	1.005 - 1.025	
Colour:(Naked Eye Examination)	Pale-Yellow		



--

Name	Mr. PARINESH MARSKOLE	Age	40Yr 6Mth 8Days	Gender	Male
UHID	ASHB.0000026059 / BPLAH5461	W/BNo/RefNo	AHC		
SIN \LRN	78046 \ 78051 \ 30215				
Specimen	Urine				
Ref Doctor	Dr. Akhil Kumar Tiwari				







Collected on	03-JAN-2024 09:46:35 AM	Received on	03-JAN-2024 10:05:32 AM	Reported on	03-JAN-2024 11:33 23 AM
--------------	-------------------------	-------------	-------------------------	-------------	-------------------------

Transparency:(Naked Eye Examination)	Clear			
pH(Automated – Reflectance Spectrometer)	Acidic			
Protein (Automated – Reflectance Spectrometer/Sulpho salicylic acid method)	Nil			
Sugar:(Automated - Reflectance Spectrometer/ Benedict's Test)	Nil			
Ketone(Automated – Reflectance Spectrometer/Rothera's test)	Nil			
Bilirubin (Automated – Reflectance Spectrometer/Fouchet's method)	Nil			
<b>Cells:</b>				
RBC(Automated - Reflectance spectrometer/Microscopy/Flow cytometric)	Nil			
Pus Cells(Automated – Reflectance spectrometer/Microscopy/Flow cytometric)	0-1	0.0 - 5.0/HPF		/hpf
Epithelial Cells(Microscopic /Flow cytometric)	1-2	<20		/hpf
Yeast Cells	Absent			
Bacteria	Absent			
Casts:(Microscopic /Flow cytometric)	Absent	ABSENT		
Crystals:(Microscopic /Flow cytometric)	Absent			

--

Name	Mr. PARINESH MARSKOLE	Age	40Yr 6Mth 8Days	Gender	Male
UHID	ASHB.0000026059 / BPLAH5461	W/BNo/RefNo	AHC		
SIN \LRN	78046 \ 78051 \ 30215				
Specimen	Urine				
Ref Doctor	Dr. Akhil Kumar Tiwari				




Collected on : 03-JAN-2024 09:46:35 AM    Received on : 03-JAN-2024 10:05:32 AM    Reported on : 03-JAN-2024 11:33:23 AM

Report Status:Final

\* END OF REPORT \*

CHECKED BY :            154234  
                                  153991



Printed On :    19-JAN-2024 08:36:43 AM



Dr Anupriya Chanda  
Consultant Pathologist



Scan here to  
know us better

--

Name	Mr. PARINESH MARSKOLE	Age	40Yr 6Mth 8Days	Gender	Male
UHID	ASHB.0000026059 / BPLAH5461	W/BNo/RefNo	AHC		
SIN \LRN	78047 \ 30215				
Specimen	Blood				
Ref Doctor	Dr. Akhil Kumar Tiwari				



Collected on : 03-JAN-2024 09:46:35 AM    Received on : 03-JAN-2024 10:23:11 AM    Reported on : 03-JAN-2024 10 50:16 AM

**MEDIWHEEL FULL BODY ANNUAL PLUS ABOVE 50 MALE**

TEST NAME	RESULT
BLOOD GROUPING AND TYPING (ABO and Rh)	
ABO Group:	O
Rh (D) Type:	Positive
Report Status:	Final

\* END OF REPORT \*

CHECKED BY :            154612  
                                  725449

Printed On            19-JAN-2024 08:37:00 AM

Dr.Samir Singh  
CONSULTANT-BLOOD BANK



Scan here to know us better