

<b>Patient Name</b>	: Mr. Ganesh Prasad	<b>Age/Gender</b>	: 38 Y/M
<b>UHID/MR No.</b>	: CBAS.0000091211	<b>OP Visit No</b>	: CBASOPV99225
<b>Sample Collected on</b>	:	<b>Reported on</b>	: 13-01-2024 13:11
<b>LRN#</b>	: RAD2207819	<b>Specimen</b>	:
<b>Ref Doctor</b>	: Dr. SOUNDARYA S		
<b>Emp/Auth/TPA ID</b>	: 327898		

## DEPARTMENT OF RADIOLOGY

### ULTRASOUND - WHOLE ABDOMEN

**Liver:** appears enlarged in size (16.2 cm) and increased in echotexture. No focal lesion is seen. Portal vein and Common Bile Duct appear normal. No dilatation of the intrahepatic biliary radicals.

**Gall bladder** is well distended. No evidence of calculus. Wall thickness appears normal. No evidence of periGB collection. No evidence of focal lesion is seen.

**Spleen** appears normal. No focal lesion seen. Splenic vein appears normal.

**Pancreas** appears normal in echo-pattern. No focal/mass lesion/calcification. No evidence of peripancreatic free fluid or collection. Pancreatic duct appears normal.

**Right kidney** appear normal in size 10.5x1.5 cm, shape and echopattern. Cortical thickness and Cortico-medullary differentiation are maintained.

**Left kidney** appear normal in size 11.2x1.3 cm, shape and echopattern. Cortical thickness and Cortico-medullary differentiation are maintained.

**Urinary Bladder** is well distended and appears normal. No evidence of any wall thickening or abnormality. No evidence of any intrinsic or extrinsic bladder abnormality detected.

**Prostate** is normal in size (volume 17 cc) and echo texture.


- No thickened or tender bowel loops. No mass lesion. No ascites / pleural effusion.

### **IMPRESSION:-**

**FATTY HEPATOMEGALY.**

### **Suggested clinical correlation.**

(The sonography findings should always be considered in correlation with the clinical and other investigation finding where applicable.) It is only a professional opinion, Not valid for medico legal purpose.



**Dr. V K PRNAV VENKATESH**



**Patient Name** : Mr. Ganesh Prasad

**Age/Gender** : 38 Y/M

MBBS,MD  
Radiology

**Patient Name** : Mr. Ganesh Prasad

**Age/Gender** : 38 Y/M

**UHID/MR No.** : CBAS.0000091211

**OP Visit No** : CBASOPV99225

**Sample Collected on** :

**Reported on** : 13-01-2024 13:28

**LRN#** : RAD2207819

**Specimen** :

**Ref Doctor** : Dr. SOUNDARYA S

**Emp/Auth/TPA ID** : 327898

---

**DEPARTMENT OF RADIOLOGY**

---

**X-RAY CHEST PA**

Both lungs fields appears normal and shows normal bronchovascular markings.

Bilateral hila appears normal.

Cardiac silhouette appears normal.

Both costophrenic and cardiophrenic angles are clear.

Both diaphragms are normal in position and contour.

Thoracic wall and soft tissues appear normal.

**IMPRESSION:**

**No obvious abnormality seen in the present study.**



**Dr. V K PRANAV VENKATESH**  
**MBBS,MD**  
Radiology

Name : Mr. Ganesh Prasad

Age: 38 Y

Sex: M

UHID:CBAS.0000091211



OP Number:CBASOPV99225

Bill No :CBAS-OCR-60390

Date : 13.01.2024 10:02

Address : blr  
Plan : ARCOFEMI MEDIWHEEL MALE AHC CREDIT PAN  
INDIA OP AGREEMENT

Sno	Service Type/ServiceName	Department
1	ARCOFEMI - MEDIWHEEL - FULL BODY ANNUAL PLUS MALE - 2D ECHO - PAN INDIA - FY2324	
1	GAMMA GLUTAMYL TRANSFERASE (GGT)	
2	D ECHO	
3	LIVER FUNCTION TEST (LFT)	
4	GLUCOSE, FASTING	
5	HEMOGRAM + PERIPHERAL SMEAR	
6	DIET CONSULTATION	
7	COMPLETE URINE EXAMINATION	
8	URINE GLUCOSE(POST PRANDIAL)	
9	PERIPHERAL SMEAR	
10	ECG	
11	RENAL PROFILE/RENAL FUNCTION TEST (RFT/KFT)	
12	DENTAL CONSULTATION	
13	GLUCOSE, POST PRANDIAL (PP), 2 HOURS (POST MEAL)	
14	URINE GLUCOSE(FASTING)	
15	HbA1c, GLYCATED HEMOGLOBIN	
16	X-RAY CHEST PA	
17	ENT CONSULTATION	
18	FITNESS BY GENERAL PHYSICIAN	
19	BLOOD GROUP ABO AND RH FACTOR	
20	LIPID PROFILE	
21	BODY MASS INDEX (BMI)	
22	OPHTHAL BY GENERAL PHYSICIAN	
23	ULTRASOUND - WHOLE ABDOMEN	
24	THYROID PROFILE (TOTAL T3, TOTAL T4, TSH)	

→ ~~Physio~~  
→ ~~Dental~~

Ht - 161  
wt - 82.5  
BP - 128/85  
PR - 78  
w.d - 110  
H.P - 110

1870k/  
30ml/litre  
Diet  
Ergo  
Bike

**ECHOCARDIOGRAPHY REPORT**

**Name: MR GANESH PRASAD**

**Age: 58 YEARS**

**GENDER: MALE**

**Consultant: Dr.VISHAL KUMAR.H. Date : 13/01/2024**

**Findings**

**2D Echo cardiography**

**Chambers**

- Left Ventricle: Normal, No RWMA'S,
- Left Atrium: Normal
- Right Ventricle: Normal
- Right Atrium: Normal

**Septa**

- IVS: Intact
- IAS: Intact

**Valves**

- Mitral Valve: Normal
- Tricuspid Valve: Normal
- Aortic Valve: Tricuspid, Normal Mobility
- Pulmonary Valve: Normal

**Great Vessels**

- Aorta: Normal
- Pulmonary Artery: Normal

**Pericardium: Normal**

**Doppler echocardiography**

Mitral Valve	E	0.61	m/sec	A	0.43	m/sec	No MR
Tricuspid Valve	E	0.42	m/sec	A	0.26	m/sec	No TR
Aortic Valve	Vmax	1.04	m/sec				No AR
Pulmonary Valve	Vmax	0.82	m/sec				No PR
Diastolic Dysfunction							

## M-Mode Measurements

P	Parameter	Observed Value	Normal Range	
A	Aorta	2.6	2.6-3.6	cm
L	left Atrium	3.4	2.7-3.8	cm
A	Aortic Cusp Separation	1.6	1.4-1.7	cm
II	IVS - Diastole	1.0	0.9-1.1	cm
L	left Ventricle-Diastole	4.5	4.2-5.9	cm
P	Posterior wall-Diastole	1.0	0.9-1.1	cm
I	IVS-Systole	1.1	1.3-1.5	cm
LL	left Ventricle-Systole	2.9	2.1-4.0	cm
P	Posterior wall-Systole	1.0	1.3-1.5	cm
E	Ejection Fraction	60	≥ 50	%
F	Fractional shortening	30	≥ 20	%
R	Right Ventricle	2.5	2.0-3.3	cm

### Impression -

- Normal Sized Cardiac Chambers
- No RWMA,S
- normal LV and RV Systolic Function, LVEF 60%
- Normal valves
- No Pericardial Effusion/Vegetation/Clot

**DR. VISHAL KUMAR .H**  
**CLINICAL CARDIOLOGIST**

Authorized by  
*Jogesh*

Dr. Yogesh Kothari  
MD, DNB, FESC, FEP  
Reg No- KMC 44065

Date: IST: 2024-01-13 10:57:55

**Personal Details**

UHID: 01P3FGAT6RV0UFQ  
PatientID: 91211  
Name: GANESH PRASAD  
Age: 38  
Gender: Male  
Mobile: 95994959494

**Pre-Existing Medical Conditions**

Conditions

**Vitals**


**Measurements**

HR : 77 BPM  
PR: 140 ms  
PD: 108 ms  
QRS: 94 ms  
QRS Axis: -1 deg  
QT/QTc: 346/392 ms

**Interpretation**

Sinus rhythm  
Left axis deviation  
Left ventricular hypertrophy

*This trace is generated by KardiaScreen; Cloud-Connected. Portable, Digital, 6-12 Lead Scalable ECG Platform, from IMEDRIX*



Speed: 25 mm/sec F: 0.05 - 40 Hz Limb: 10 mm/mV Chest: 10 mm/mV  
Should be used as an adjunct to clinical history, symptoms and results of other non-invasive tests and must be interpreted by a qualified physician.

# Apollo Clinic

## CONSENT FORM

---

Patient Name: Yanesh Prasad Age: 38y  
UHID Number: ..... Company Name: .....

I Mr/Mrs/Ms ..... Employee of .....

(Company) Want to inform you that I am not interested in getting  
Tests done which is a part of my routine health check package.  
And I claim the above statement in my full consciousness.

*Diēt consultation,  
ENT consultation,  
Fitness by General physician.*

Patient Signature: ..... Date: 13/1/2024



RE: Health Check-up Booking No. 2 (Annual)

Corporate Apollo Clinic <corporate@apolloclinic.com>

Fri 1/12/2024 7:18 PM

To: Wellness : Mediwheel : New Delhi <wellness@mediwheel.in>; Customer Care : Mediwheel : New Delhi <customercare@mediwheel.in>  
Cc: Network : Mediwheel : New Delhi <network@mediwheel.in>; deepak <deepak.c@apolloclinic.com>; Basavanagudi Apolloclinic <basavanagudi@apolloclinic.com>

Namaste Team,

Greetings from Apollo clinics,

With regards to the below request appointments are confirmed at 9:00AM.

Thanks & Regards,

**Shalini.M** | Apollo Clinics | Pan India Toll No: 1860 500 7788 | Contact E-Mail: [corporate@apolloclinic.com](mailto:corporate@apolloclinic.com) | [www.apolloclinic.com](http://www.apolloclinic.com) |

From: Wellness : Mediwheel : New Delhi <wellness@mediwheel.in>

Sent: Friday, January 12, 2024 4:15 PM

To: Corporate Apollo Clinic <corporate@apolloclinic.com>; Customer Care : Mediwheel : New Delhi <customercare@mediwheel.in>  
Cc: Network : Mediwheel : New Delhi <network@mediwheel.in>; deepak <deepak.c@apolloclinic.com>

Subject: Re: Health Check-up Booking No. 2 (Annual)

Dear Team,

Please note the following Health Check-up Booking and confirm the same.

S. No.	Company Name	PACKAGE NAME	Booking ID	EMP-NAME	AGE	GENDER	EMAIL	CONTACT NO	Appointment Date	Appointment Time	CLINIC NAME	STATE
1	Arcofemi/Mediwheel/MALE/FEMALE	ARCOFEMI - MEDIWHEEL - FULL BODY ANNUAL PLUS MALE - 2D ECHO - PAN INDIA - FY2324	bobS2832	Ganesh Prasad	38	Male	ab159205@bankofbaroda.co.in	9901637124	13-01-2024	9:00 AM	Apollo Clinic - Basavanagudi	Karnat
2	Arcofemi/Mediwheel/MALE/FEMALE	ARCOFEMI - MEDIWHEEL - FULL BODY HEALTH ANNUAL PLUS CHECK - FEMALE - 2D ECHO - PAN INDIA - FY2324	bobE2831	MS. B AKSHATHA	37	Female	ab159205@bankofbaroda.co.in	9901637124	13-01-2024	9:00 AM	Apollo Clinic - Basavanagudi	Karnat

Thanks & Regards

Lav Gupta



Arcofemi Health Care Ltd. | F-701 A, Lado Sarai, Mehrauli | New Delhi - 110 030

M. 8800465156 Email : [wellness@mediwheel.in](mailto:wellness@mediwheel.in); | Web: [www.mediwheel.in](http://www.mediwheel.in)

From: Corporate Apollo Clinic <corporate@apolloclinic.com>

Sent: Friday, January 12, 2024 3:43 PM

To: Customer Care : Mediwheel : New Delhi <customercare@mediwheel.in>

Cc: Wellness : Mediwheel : New Delhi <wellness@mediwheel.in>; Network : Mediwheel : New Delhi <network@mediwheel.in>; deepak <deepak.c@apolloclinic.com>

Subject: RE: Health Check-up Booking No. 2 (Annual)

Namaste Team,

Greetings from Apollo Clinics,

Please Suggest Correct Package to schedule the Appointment

Thanks & Regards,

**Kumar** | Apollo Clinics | Pan India Toll No: 1860 500 7788 | Contact E-Mail: [corporate@apolloclinic.com](mailto:corporate@apolloclinic.com) | [www.apolloclinic.com](http://www.apolloclinic.com) |



ಭಾರತೀಯ ವಿಶಿಷ್ಟ ಗುರುತು ಪ್ರಾಧಿಕಾರ

ಭಾರತ ಸರ್ಕಾರ  
Unique Identification Authority of India  
Government of India


ನೋಂದಣಿ ಸಂಖ್ಯೆ/ Enrolment No.: 1377/40405/01427

To  
ಗಣೇಶ ಪ್ರಸಾದ್ ವೈ  
Ganesh Prasad Y  
S/O: Sadananda Hegde Y  
Borkatte  
Near S R School  
Miyar  
Udupi Karnataka - 574107  
8861186428

Download Date: 02/10/2018  
Generation Date: 23/06/2013

Signature valid

Digitally signed by  
UNIQUE IDENTIFICATION  
AUTHORITY OF INDIA 03  
Date: 2018.09.15.06:11  
IST



QR Code with Photograph

ನಿಮ್ಮ ಆಧಾರ್ ಸಂಖ್ಯೆ / Your Aadhaar No. :

3766 0964 8579

VID : 9114 3301 7193 3604

ನನ್ನ ಆಧಾರ್, ನನ್ನ ಗುರುತು



ಭಾರತ ಸರ್ಕಾರ  
Government of India



ಗಣೇಶ ಪ್ರಸಾದ್ ವೈ  
Ganesh Prasad Y  
ಜನ ದಿನಾಂಕ/DOB: 01/05/1985  
ಪುರುಷ/ MALE

3766 0964 8579

VID : 9114 3301 7193 3604


ನನ್ನ ಆಧಾರ್, ನನ್ನ ಗುರುತು



ಭಾರತೀಯ ವಿಶಿಷ್ಟ ಗುರುತು ಪ್ರಾಧಿಕಾರ  
Unique Identification Authority of India

ವಿಳಾಸ:  
S/O: ಸದಾನಂದ ಹೆಗ್ಡೆ ವೈ, ಬೋರ್ಕಟ್ಟೆ ಎಸ್ ಆರ್ ಶಾಲೆಯ  
ಹತ್ತಿರ, ಮಿಯಾರು, ಉಡುಪಿ,  
ಕರ್ನಾಟಕ - 574107

Address:  
S/O: Sadananda Hegde Y, Borkatte, Near S  
R School, Miyar, Udupi,  
Karnataka - 574107



QR Code with Photograph

3766 0964 8579

VID : 9114 3301 7193 3604

www.uidai.gov.in

www.uidai.gov.in

Mr. Ganesh

28/07 9/21

13/1/24

EYE CHECK UP REPORT

Vision Acuity  
6/18  $\xrightarrow{PK}$  6/9  
6/9  $\xrightarrow{PK}$  6/6

Near Vision  
N6 unaided  
N6

Digital IOP  
2  
2

Colour Vision  
No2al  
No2al

• Fundus:

• Ant. Segment :-

• Media:

• Pupil:

} Need retine evaluation

Be Myopic Astigmatism, Adv  
for dilated refraction & retine  
opinion.

KALB