



Bangalore Diagnostics & Multi-Speciality Centre

NABL Accreditation Certificate Number : MC - 5539

198, 12th Main, 3rd Block, (Above Namma MTR, Next to SBI), Rajajinagar, Bangalore- 560 010.
Ph. : 080-23505407, 9448079978 e-mail : bangalore.d.s@gmail.com



Abdomen Pelvic Ultrasound Scan Report

Name : Mr. Gogoi Uday Bhaskar

Date:27/07/2024

Ref by : Bank of Baroda

Age / Gender :37 Years / Male

Liver : Normal in size, shape and increased echotexture. No focal lesion seen.

No intrahepatic biliary dilatation seen.MPV & CBD is normal

Gall Bladder: GB is normal. Normal in wall thickness, No abnormal intraluminal echoes.

Pancreas : Normal in size and echotexture. No focal lesions.Pancreatic duct appears normal.

Spleen : Normal in size, shape and echotexture.

Kidneys : Both Kidney's appeared Normal in size, shape and echotexture.

No Calculi / Hydronephrosis seen.

Cortico Medual differentiation appeared good. Both Ureter's appeared Normal.

Right Kidney : 114 x 21 mm Left Kidney : 117 x 19 mm

Urinary Bladder : Normal in contour and wall thickness with clear contents.

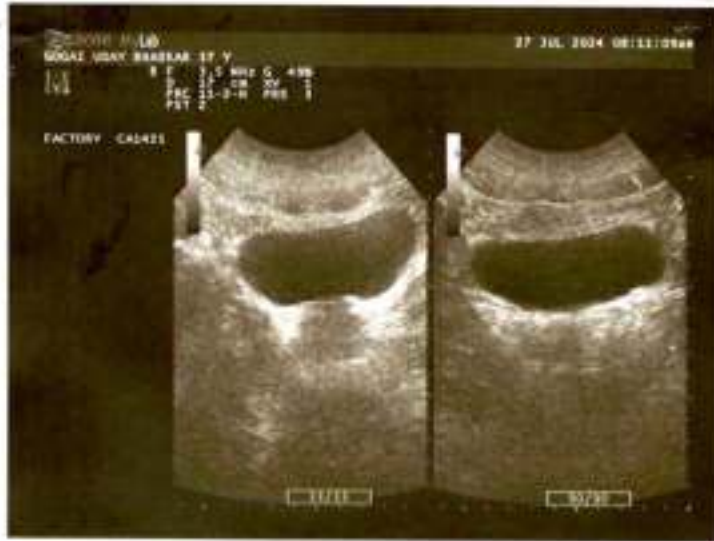
Prostate : Measures 32 x 33 x 34 mm, Volume =19 cc Normal in size, shape and echotexture.

IMPRESSION:

- Fatty Liver Grade I.
- Otherwise Normal Sonologic Study.


Dr. Mohan Kumar
Consultant Radiologist







Bangalore Diagnostics & Multi-Speciality Centre

Quality Assurance : EQAP from AIIMS & CMC- Vellore

Quality. Trust. Since 1982.

198, 12th Main, 3rd Block, (Above Namma MTR, Next to SBI), Rajajinagar, Bangalore- 560 010.

Ph. : 080-23505407, 9448079978 e-mail : bangalore.d.s@gmail.com

Echocardiography Report

Patient Name	Mr. UDAY BHASKAR GOGOI	Age	37 Years
		Gender	Male
Referred By.	Bank of Baroda	Date	27 / 07 / 2024

M-Mode Study:

LA : 36 mm

AO : 22 mm

RVID : 15 mm

LVIDD : 49 mm

LVIDS : 33 mm

IVSD : 11 mm

LVPWD: 11 mm

FS : 32%

EF : 61%

LV Mass: 243 gm

Doppler Study:

MV : E.0.64 A 0.47 m/sec

AV : 1.01 m/sec

TV : 0.58 m/sec

PV : 0.76 m/sec

MR : Trivial

AR : Nil

TR : Trivial

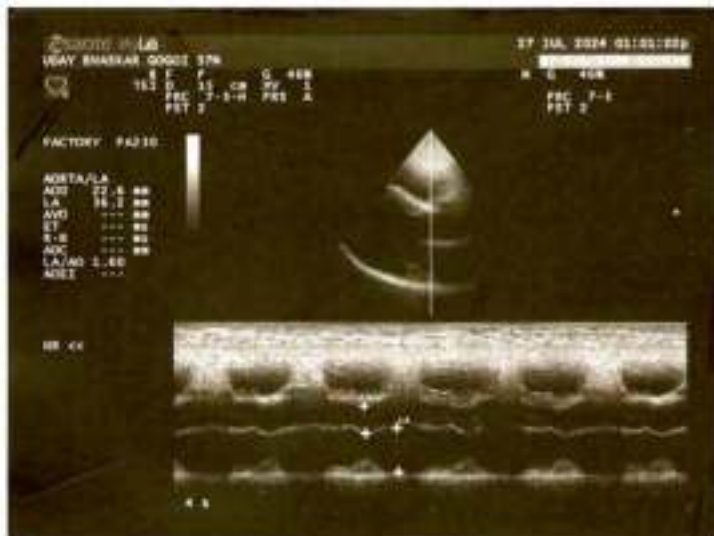
PR : Nil

Impression :

- > Normal Chamber Dimensions
- > No RWMA
- > Normal LV Systolic Function; LVEF 61%
- > Normal Valves.
- > Trivial MR and TR, PASP 27 mmHg; Normal PAH.
- > No Thrombus / PE.



Dr. 
Consultant Cardiologist



T.R. Kalavathi D.R. Opt.
Qualified Opticians



V.R. OPTICIANS
Qualified Opticians &
Contact Lens Clinic

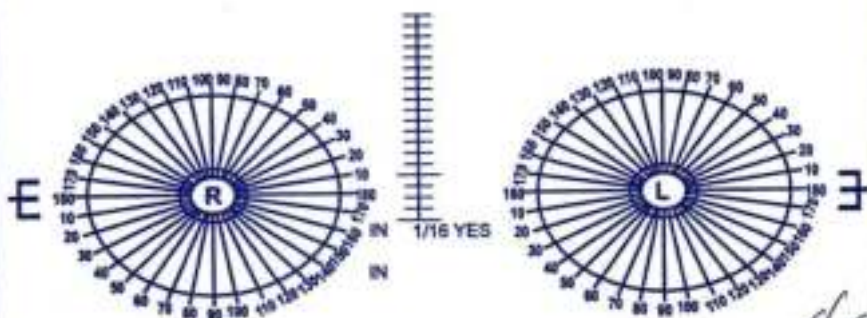
576, 52nd Cross,
3rd Block, 12th Main,
Rajajinagar,
Bengaluru - 560 010.
☎ : 23353406



Computerised
Eye Testing by latest
Japanese
Autorefractometer

Date : 27-7-21

Mr./Mrs./Ms. SRI Uday Bhaskar Age: 36 yrs
90901



	SPH	CYL	AXIS	SPH	CYL	AXIS
Dist.	<u>Mono</u>			<u>-0.25</u>	<u>-0.25</u>	<u>170'</u>
Read			<u>20</u>			

P.D. : 6.5

Post Vertex Distance 170

For Constant Use

- White
- Photogrey Extra
- Photobrown Extra
- Bifocals
- Progressive



T.R. Kalavathi, D.R. Opt.
Qualified Opticians
Contact Lens Specialist
Signature

Supora

Name: V. R. OPTICIANS

TEL : RAJAJINAGAR

Date: 24/07/27 14:33:05

(REF) VD:12.0

<Right> S

-1.75

-0.75

-1.75

-0.75

12

8

Avg

-1.75

-0.75

-1.00

-1.00

13

12

<Left> S

-1.00

-1.00

-1.00

-1.00

170

172

Avg

-1.00

-1.00

-1.50

170

PD = 68.5 mm

शेरा आधर, शेरी पहचान



भरत सरकार

Government of India




Uday Bhaskar Gogoi

DOB : 26/09/1987

Male

6760 2866 1414



शेरा आधर, शेरी पहचान



Bangalore Diagnostics & Multi-Speciality Centre



NABL Accreditation Certificate Number : MC - 5539

198, 12th Main, 3rd Block, (Above Namma MTR, Next to SBI), Rajajinagar, Bangalore- 560 010.
Ph. : 080-23505407, 9448079978 e-mail : bangalore.d.s@gmail.com

Name	: Mr. UDAY BHASKAR GOGOI (C 10533)	REG/LAB NO.	: 24070822 / 3784
AGE/SEX	: 36 Yrs / Male	DATE OF COLLECTION	: 27-07-2024 at 09:59 AM
REFERRED BY	: Dr. BANK OF BARODA	DATE OF RECEIVED	: 27-07-2024 at 09:59 AM
		DATE OF DISPATCH	: 27-07-2024 at 01:16 PM



TEST PARAMETER	RESULT	REFERENCE RANGE	SPECIMEN
BLOOD GROUP	"AB"		
RH TYPE	POSITIVE		

Dr. MAHADEVA. K.C.
MD(Path)
KMC.No.:17647



Bangalore Diagnostics & Multi-Speciality Centre



NABL Accreditation Certificate Number : MC - 5539

198, 12th Main, 3rd Block, (Above Namma MTR, Next to SBI), Rajajinagar, Bangalore- 560 010.
Ph. : 080-23505407, 9448079978 e-mail : bangalore.d.s@gmail.com

Name : **Mr. UDAY BHASKAR GOGOI (C 10533)** REG/LAB NO. : 24070822 / 3784
AGE/SEX : 36 Yrs / Male DATE OF COLLECTION : 27-07-2024 at 09:59 AM
REFERRED BY : **Dr. BANK OF BARODA** DATE OF RECEIVED : 27-07-2024 at 09:59 AM
DATE OF DISPATCH : 27-07-2024 at 01:16 PM



TEST PARAMETER	RESULT	REFERENCE RANGE	SPECIMEN
COMPLETE BLOOD COUNT (CBC with ESR)			
HAEMOGLOBIN <i>Glycated Hemoglobin</i>	15.9 gm/dl	13 - 18 gm/dl	K3 EDTA Whole Blood
TOTAL W.B.C <i>Impedance</i>	7727 cells/cumm	4000 - 11000 cells/cumm	K3 EDTA Whole Blood
DIFFERENTIAL COUNT			
NEUTROPHILS <i>Impedance Followed by Microscopy</i>	46.5 %	40 - 75 %	K3 EDTA Whole Blood
LYMPHOCYTES <i>Impedance Followed by Microscopy</i>	41.2 %	20 - 45 %	K3 EDTA Whole Blood
EOSINOPHILS <i>Impedance Followed by Microscopy</i>	6.7 %	2 - 8 %	K3 EDTA Whole Blood
MONOCYTES <i>Impedance Followed by Microscopy</i>	4.5 %	1 - 10 %	K3 EDTA Whole Blood
BASOPHIL <i>Impedance Followed by Microscopy</i>	1.1 %	0 - 2 %	K3 EDTA Whole Blood
PLATELET COUNT <i>IMPEDANCE</i>	1.51 Lakhs/cumm	1.5 - 4.5 Lakhs/cumm	K3 EDTA Whole Blood
R.B.C <i>IMPEDANCE</i>	5.68 mill/cumm	4.5 - 6.5 mill/cumm	K3 EDTA Whole Blood
P.C.V	50.0 %	40 - 54 %	K3 EDTA Whole Blood
M.C.V <i>Impedance Specific Lyse Action(Calculated Parameter)</i>	88.0 fl	77 - 96 fl	K3 EDTA Whole Blood
M.C.H <i>Impedance Specific Lyse Action(Calculated Parameter)</i>	28.0 pg	26 - 32 pg	K3 EDTA Whole Blood
M.C.H.C <i>Impedance Specific Lyse Action(Calculated Parameter)</i>	32.9 %	31 - 36 %	K3 EDTA Whole Blood
ESR	03 mm/hr	0 - 15 mm/hr	K3 EDTA Whole Blood

Dr. MAHADEVA. K.C.

MD(Path)
KMC, No. 17547



Bangalore Diagnostics & Multi-Speciality Centre

NABL Accreditation Certificate Number : MC - 5539

198, 12th Main, 3rd Block, (Above Namma MTR, Next to SBI), Rajajinagar, Bangalore- 560 010.
Ph. : 080-23505407, 9448079978 e-mail : bangalore.d.s@gmail.com



Name : **Mr. UDAY BHASKAR GOGOI (C 10533)** REG/LAB NO. : 24070822 / 3784
AGE/SEX : 36 Yrs / Male DATE OF COLLECTION : 27-07-2024 at 09:59 AM
REFERRED BY : **Dr. BANK OF BARODA** DATE OF RECEIVED : 27-07-2024 at 09:59 AM
DATE OF DISPATCH : 27-07-2024 at 01:16 PM



TEST PARAMETER	RESULT	REFERENCE RANGE	SPECIMEN
FASTING BLOOD SUGAR <small>GOD POD</small>	90 mg/dl	70 - 99 mg/dl Special condition: NORMAL PERSON FOR NON DIABETIC :- 70-99 mg/dl ADA RECOMMENDATION FOR DIABETIC PERSON :- 80-130 mg/dl	SERUM
POST PRANDIAL BLOOD SUGAR (PPBS)			
POST PRANDIAL BLOOD SUGAR <small>GOD POD</small>	125 mg/dl	70 - 140 mg/dl Special condition: NORMAL PERSON WITHOUT DIABETIC :- <140 mg/dl ADA RECOMMENDATION FOR DIABETIC :- <180 mg/dl PRE DIABETIC PERSON :- 140-199 mg/dl	FLUORIDE
HbA1c (GLYCOSYLATED Hb)	5.32 %	4 - 6 %	
MEAN BLOOD GLUCOSE	102.5 mg/dl		

Degree of Control	HbA1c	MBG
Normal	< 5.7 %	140 or Below mg/dl
PRE DIABETIC	5.7-6.4 %	124-156 mg/dl
DIABETIC	>6.5%	158-188 mg/dl
Poor Control	> 8.0 %	>188 mg/dl

BUN	RESULT	REFERENCE RANGE	SPECIMEN
BLOOD UREA NITROGEN	10.7 mg/dl	7 - 18 mg/dl	SERUM

Dr. MAHADEVA. K.C.

MC(Path)
KMC.No.-17547



Bangalore Diagnostics & Multi-Speciality Centre

NABL Accreditation Certificate Number : MC - 5539

198, 12th Main, 3rd Block, (Above Namma MTR, Next to SBI), Rajajinagar, Bangalore- 560 010.

Ph. : 080-23505407, 9448079978 e-mail : bangalore.d.s@gmail.com



Name	: Mr. UDAY BHASKAR GOGOI (C 10533)	REG/LAB NO.	: 24070822 / 3784
AGE/SEX	: 36 Yrs / Male	DATE OF COLLECTION	: 27-07-2024 at 09:59 AM
REFERRED BY	: Dr. BANK OF BARODA	DATE OF RECEIVED	: 27-07-2024 at 09:59 AM
		DATE OF DISPATCH	: 27-07-2024 at 01:16 PM



TEST PARAMETER	RESULT	REFERENCE RANGE	SPECIMEN
LIPID PROFILE TEST (LPT)			
TOTAL CHOLESTROL <small>CHOLESTEROL OXIDASE/PEROXIDASE METHOD</small>	214.8 mg/dl	DESIRABLE : \leq 200 mg/dL BORDERLINE HIGH RISK : 200 - 240 mg/dL HIGH RISK : $>$ 240 mg/dL	SERUM
SERUM TRIGLYCERIDES <small>GLYCEROL PHOSPHATE OXIDASE/PEROXIDASE METHOD</small>	118.1 mg/dl	Desirable : $<$ 200 mg/dL Borderline high risk : 200 - 400 mg/dL Elevated : $>$ 400 mg/dL	SERUM
HDL CHOLESTEROL - DIRECT	42.1 mg/dl	35 - 55 mg/dl	SERUM
LDL CHOLESTEROL - DIRECT <small>CALCULATION</small>	149.1 mg/dl	up to 150 mg/dl	SERUM
VLDL CHOLESTEROL <small>CALCULATION</small>	23.6 mg/dl	0 - 60 mg/dl	SERUM
TC/HDL <small>CALCULATION</small>	5.1		SERUM
LIVER FUNCTION TEST (LFT)			
TOTAL BILIRUBIN <small>DIAZOTIZED SULFANILIC METHOD</small>	1.04 mg/dl	0 - 1 mg/dl	SERUM
DIRECT BILIRUBIN <small>DIAZOTIZED SULFANILIC METHOD</small>	0.25 mg/dl	0 - 0.25 mg/dl	SERUM
INDIRECT BILIRUBIN <small>CALCULATION</small>	0.79 mg/dl	0 - 0.75 mg/dl	SERUM
TOTAL PROTEIN <small>BIURET METHOD</small>	7.9 g/dl	6 - 8.5 g/dl	SERUM
SERUM ALBUMIN <small>BROMOCRESOL GREEN</small>	4.5 g/dl	3.5 - 5.2 g/dl	SERUM
SERUM GLOBULIN <small>CALCULATION</small>	3.4 g/dL	2.3 - 3.5 g/dL	SERUM
A/G RATIO <small>Calculated</small>	1.3	1 - 1.5	SERUM
ASPARATE AMINOTRANSFERASE (SGOT/AST) <small>IFCC</small>	38.2 U/L	up to 40 U/L	SERUM
ALANINE AMINOTRANSFERASE (SGPT/ALT) <small>IFCC</small>	65.0 U/L	up to 40 U/L	SERUM
ALKALINE PHOSPHATASE <small>IFCC</small>	96.3 IU/L	40 - 129 IU/L	SERUM
GGT	28.2 U/L	11 - 43 U/L	SERUM

Dr. Mahadeva K.C.

Dr. MAHADEVA. K.C.

MD(Path)
KMC.No.:17047



Bangalore Diagnostics & Multi-Speciality Centre

NABL Accreditation Certificate Number : MC - 5539

198, 12th Main, 3rd Block, (Above Namma MTR, Next to SBI), Rajajinagar, Bangalore- 560 010.

Ph. : 080-23505407, 9448079978 e-mail : bangalore.d.s@gmail.com



Name : **Mr. UDAY BHASKAR GOGOI (C 10533)**

REG/LAB NO. : 24070822 / 3784

AGE/SEX : 36 Yrs / Male

DATE OF COLLECTION : 27-07-2024 at 09:59 AM

REFERRED BY : **Dr. BANK OF BARODA**

DATE OF RECEIVED : 27-07-2024 at 09:59 AM

DATE OF DISPATCH : 27-07-2024 at 01:16 PM



TEST PARAMETER	RESULT	REFERENCE RANGE	SPECIMEN
SERUM CREATININE			
SERUM CREATININE JAFFE'S METHOD	0.97 mg/dL	0.7 - 1.4 mg/dL	SERUM
SERUM URIC ACID			
SERUM URIC ACID URICASE/PEROXIDASE METHOD	6.09 mg/dL	3.5 - 7.2 mg/dL	SERUM
COMPLETE URINE ANALYSIS			
PHYSICAL CHARACTERS			
COLOUR	YELLOW		
CLARITY/TURBIDITY	CLEAR		
pH	6.0		
SPECIFIC GRAVITY	1.010		
CHEMICAL CONSTITUENTS			
PROTEIN	NIL		
GLUCOSE	NIL		
BILE SALTS	ABSENT		
BILE PIGMENTS	ABSENT		
MICROSCOPY			
PUS CELLS	1 - 2 /hpf		
EPITHELIAL CELLS	2 - 3 /hpf		
RBCs	ABSENT /hpf		
CASTS	ABSENT		
CRYSTALS	ABSENT		
FASTING URINE SUGAR	NIL		
POST PRANDIAL URINE SUGAR (PPUS)	NIL		

Dispatched by: Geetha

**** End of Report ****

Printed by: Geetha on 27-07-2024 at 01:16 PM

Dr. MAHADEVA. K.C.

MD(Path)
KMC, No. 17547



SID No : 91023720
Branch : JP Nagar
Mr. UDAY BHASKAR GOGOI -C10533
 Age / Sex: 36 Y / Male
 Ref. By : PGK HEALTHCARE SERVICES

Patient ID : 9100266432



Collected Date : 27/07/2024 / 12:56
 Received Date : 27/07/2024 / 13:47
 Reported Date : 27/07/2024 / 14:36


Final Test Report

Page 1 of 1

Specimen	Test Name	Result	Units	Reference Range / Method
IMMUNOLOGY				
Thyroid function tests				
Serum	T3	1.11	ng/ml	0.80 - 2.00 (ECLIA)
Serum	T4	7.13	ug/dl	5.10 - 14.10 (ECLIA)
Serum	TSH	3.540	uIU/ml	0.270 - 5.350 (ECLIA)

Note: TSH has a diurnal rhythm, peaks at 2.00-4.00 am and has lowest level at 5.00-6.00 pm with ultradian variation. Hence thyroid test is only a snapshot of what is occurring within a dynamic system and for treatment purpose, the results should be accessed in conjunction with patient medical history, clinical examination & other tests/finding for confirmation. Many multivitamins (such as Vit B7), supplements (especially hair, skin, and nail) and over-the-counter and prescription medications may affect thyroid test results, and their use should be discussed with the healthcare practitioner prior to testing. When a high serum TSH concentration and normal free T4 is found, repeat measurement 3-6 months later along with thyroid antibodies after excluding nonthyroidal illness and drug interference is recommended.

Verified By
 Mr. Manikandaprabhu


 Dr. Rudrambika R.N MD., Path
 Consultant Pathologist

----- End of the Report -----



Bangalore Diagnostics & Multi-Speciality Centre

NABL Accreditation Certificate Number : MC - 5539

198, 12th Main, 3rd Block, (Above Namma MTR, Next to SBI), Rajajinagar, Bangalore- 560 010.

Ph. : 080-23505407, 9448079978 e-mail : bangalore.d.s@gmail.com



Patient Name: MR .UDAY BHASKAR GOGOI	GENDER	M
	Age	36YRS
Ref.Doctor:BANK OF BARODA	DATE	27/07/2024

X-RAY CHEST PA VIEW

OBSERVATION:

Both hila are normal.

Cardiophrenic and costophrenic angles are normal.

The trachea is central.

Both Lung field are normal

No Plural Diffusion.

The mediastinal and cardiac silhouette are normal.

Cardiothoracic ratio is normal.

Bones of the thoracic ribcage Appear Normal.

Soft tissues of the chest wall are normal.

NO Consolidation seen.

IMPRESSION:

NORMAL STUDY

Dr. MOHAN KEMAR
Consultant Radiologist





ELECTROCARDIOGRAM

NAME/AGE : Uday Bhaskar Gogoi


Lab No.: C-10533

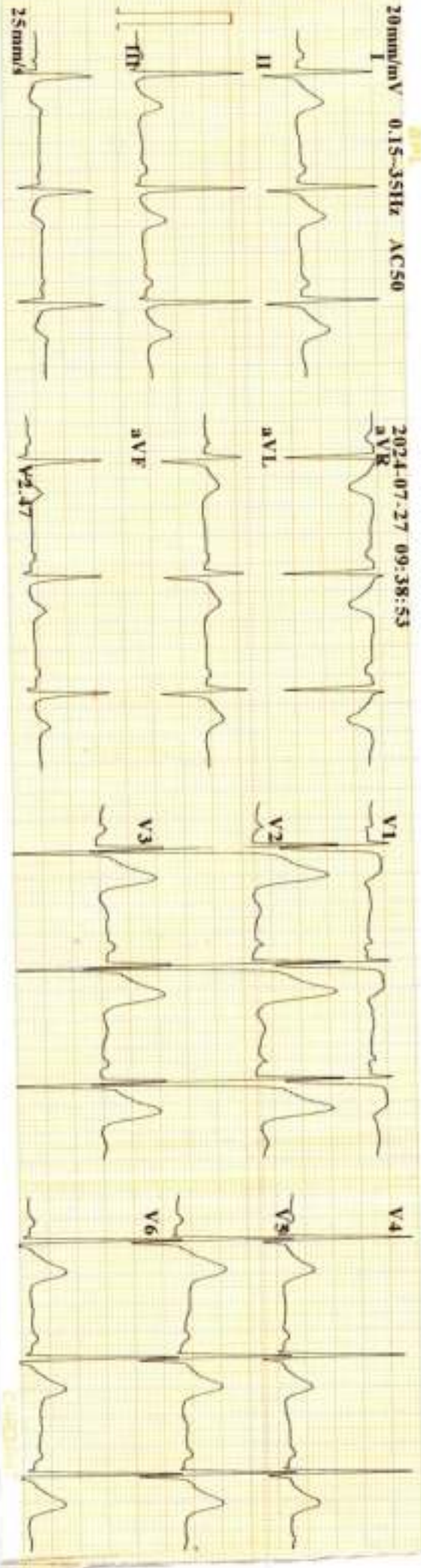
DATE: 27/7/24

ECG FINDINGS

Standardization	20 mm/ml	Rate	72/min
Rhythm	Sinus	Axis	25°
P Wave	normal	PR Interval	162 ms
Q Wave	normal	QRS Voltage	normal
QRS Duration	92 ms	ST Segment	normal
QT interval	340/374 ms		
U Wave	normal	Wave	normal
Recommendations	normal ECG		




Dr. J. ASHOK
MD (Internal Medicine)
Reg No.: 13444



ID : 240727-0938
 Name : *Udany Bhasker*
 Age : 37 yr
 Sex : Male
 BP :
 Height : cm mmHg
 Weight : kg

HR : 72 bpm
 P Dur : 95 ms
 PR Int : 142 ms
 QRS Dur : 92 ms
 QT/QTc Int : 340/374 ms
 P/QRS/T axis : 39/61/25 °
 RV5/SV1 amp : 1.007/0.763 mV
 RV6/SV1 amp : 1.770 mV
 RV6/SV2 amp : 1.314/1.404 mV

Minnesota Code:

Diagnosis Information:
 800: Sinus Rhythm
 Normal ECG

Report Confirmed by:

