

V1

V2

V3

V4

ID: 003306

Diagnosis Information:

Female / mmHg  
35 Years cm kg

Rays R.S

HR 66 bpm  
P 118 ms  
PR 172 ms  
QRS 93 ms  
QT/QTc 416/437 ms  
P/QRS/T 70/23/17 °  
RV5/SV1 1.058/0.486 mV

Report Confirmed by:



*[Signature]*  
NMC

Dr. SERIN LOPEZ, MBBS

Reg. No: 77656  
MEDICAL OFFICER  
Standard  
DDRCA AGILUS PATHLABS LTD.  
Aster Square, Medical College, PO, TUM

Standard

L 1

L II

L III

L III Inspiration

ID: 003306 09-03-2024 10:29:56 AM

I

aVR

II

aVL

III

aVF

V4

V1

V2

V3

V5

V6

0.5-25Hz AC50 25mm/s 10mm/mV 67 V1.0 SEMP V1.7 DDRG-AGILUS

ARROW CE

RA ASY ene Tra Bo Se Ma Fir

NAME : MRS . REMYAR S

AGE:35/F

DATE: 09/03/2024

CHEST X-RAY REPORT

CHEST X-RAY PA VIEW : Trachea central  
 No cardiomegaly  
 Normal vascularity  
 No parenchymal lesion.  
 Costophrenic and cardiophrenic angles clear

➤ IMPRESSION : Normal Chest Xray

ELECTRO CARDIOGRAM : NSR: 66/minute  
 No evidence of ischaemia

➤ IMPRESSION : Normal Ecg.



*Serin Lopez*  
 Dr. SERIN LOPEZ. MBBS  
 Reg. No. 77656  
 MEDICAL OFFICER  
 DDRC AGILUS PATHLABS LTD.  
 Aster Square, Medical College. P.O, TVM

Company name: MEDIWHEEL

**DR SERIN LOPEZ MBBS**  
**Reg No 77656**  
**DDRC AGILUS PATHLABS LTD**

Acc no: <b>4182XC003306</b>	Name: <b>Mrs. Remya R S</b>	Age: <b>35 y</b>	<b>RADIOLOGY DIVISION</b>	
			Sex: <b>Female</b>	Date: <b>09.03.24</b>

**US SCAN WHOLE ABDOMEN (TAS + TVS)**

**LIVER** is normal in size (12.6 cm). Margins are regular. **Hepatic parenchyma shows increased echogenicity.** No focal lesions seen. No dilatation of intrahepatic biliary radicles. CBD is not dilated. Portal vein is normal in caliber (11.4 mm).

**GALL BLADDER** is distended and lumen clear. No calculi / polyp noted. Wall thickness is normal. No pericholecystic fluid seen.

**SPLEEN** is normal in size (11.1 cm) and parenchymal echotexture. No focal lesion seen.

**PANCREAS** *obscured by bowel air.*

**RIGHT KIDNEY** is normal in size (9.1 x 4.2 cm) and shows normal parenchymal echotexture. Cortico medullary differentiation is maintained. Parenchymal thickness is normal. No echogenic focus with shadowing suggestive of renal calculi seen. No dilatation of pelvicalyceal system seen. Ureter is not dilated. Perinephric spaces are normal.

**LEFT KIDNEY** is normal in size (10.5 x 4.9 cm) and shows normal parenchymal echotexture. Cortico medullary differentiation is maintained. Parenchymal thickness is normal. No echogenic focus with shadowing suggestive of renal calculi seen. No dilatation of pelvicalyceal system seen. Ureter is not dilated. Perinephric spaces are normal.

**PARAAORTIC AREA** *obscured by bowel air.*

**URINARY BLADDER** is partially distended, normal in wall thickness, lumen clear.

**UTERUS** measures 10 x 4 x 5.3 cm, myometrial echopattern normal. No focal lesions seen. Endometrial thickness is 12.2 mm.

Both ovaries are normal. Right ovary vol - 9.1 cc. Left ovary vol - 9.2 cc *and shows dominant follicle measuring 2 x 1.8 cm.* No adnexal mass seen. No fluid in pouch of Douglas.

No ascites or pleural effusion.

**Gaseous distension of bowel loops noted. No obvious bowel wall thickening seen sonologically.**

**CONCLUSION:-**

- **Grade I / II fatty liver - Correlate with LFT.**

  
**Dr. Nisha Unni MD , DNB ( RD )**  
**Consultant radiologist.**

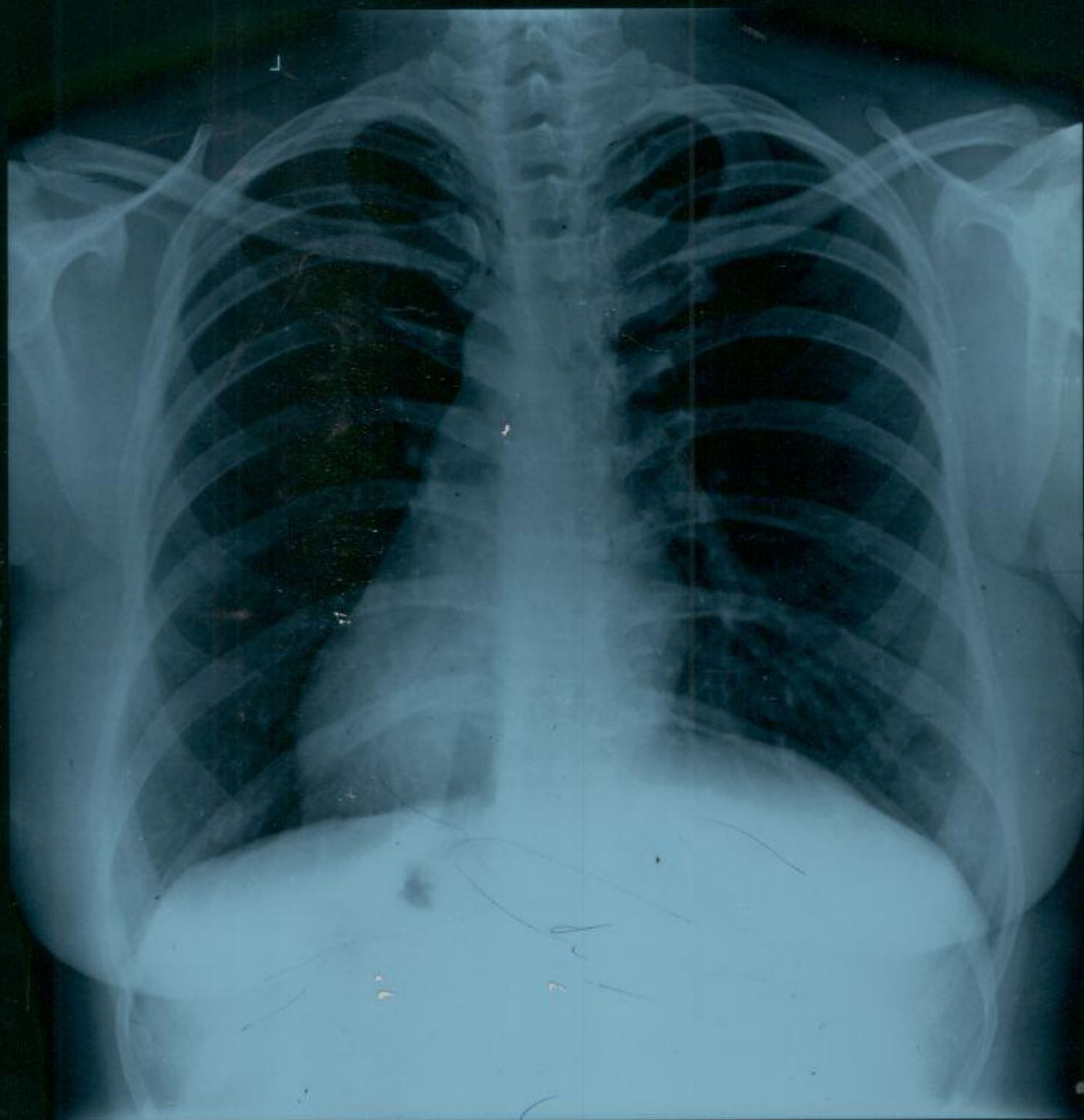
*Thanks for referral. Your feedback will be appreciated.  
(Please bring relevant investigation reports during all visits)  
Because of technical and technological limitations complete accuracy cannot be assured on imaging.  
Suggested correlation with clinical findings and other relevant investigations consultations, and if required repeat imaging recommended in the event of controversies. AR*

**(For appointments / any clarification of report please contact 9496005190 between 9 am – 5.30 pm).**

**DDRC** *agilus* Pathlabs Limited.

Corp. Office : Express House, Second Floor, Opp. Pothys Silks, Banerjee Road, Kaloor -682017  
Contact :- 93334 93334, Web :- [www.ddrcagilus.com](http://www.ddrcagilus.com) Email :- [info.ddrc@agilus.in](mailto:info.ddrc@agilus.in)





REMYA R. S 35Y F 3/15/04 CHEST-PA XC003308 ne  
DDRC AGILUS

If the examinee is suffering from an acute life threatening situation, you may be obliged to disclose the result of the medical examination to the examinee.

1. Name of the examinee	:	Mr./Mrs./Ms. <u>Remya RS</u>
2. Mark of Identification	:	(Mole/Scar/any other (specify location)):
3. Age/Date of Birth	:	<u>35/M</u> Gender: F/M
4. Photo ID Checked	:	(Passport/Election Card/PAN Card/Driving Licence/Company ID)

**PHYSICAL DETAILS:**

a. Height <u>168</u> (cms)	b. Weight <u>70</u> (Kgs)	c. Girth of Abdomen <u>84</u> (cms)
d. Pulse Rate (/Min)	e. Blood Pressure:	Systolic Diastolic
	1 <sup>st</sup> Reading	<u>100</u> <u>80</u>
	2 <sup>nd</sup> Reading	

**FAMILY HISTORY:**

Relation	Age if Living	Health Status	If deceased, age at the time and cause
Father			
Mother			
Brother(s)			
Sister(s)			

**HABITS & ADDICTIONS:** Does the examinee consume any of the following?

Tobacco in any form	Sedative	Alcohol
<u>-</u>	<u>-</u>	<u>-</u>

**PERSONAL HISTORY**

- a. Are you presently in good health and entirely free from any mental or Physical impairment or deformity. If No, please attach details. Y/N
- b. Have you undergone/been advised any surgical procedure? Y/N
- c. During the last 5 years have you been medically examined, received any advice or treatment or admitted to any hospital? Y/N
- d. Have you lost or gained weight in past 12 months? Y/N

**Have you ever suffered from any of the following?**

- Psychological Disorders or any kind of disorders of the Nervous System? Y/N
- Any disorders of Respiratory system? Y/N
- Any Cardiac or Circulatory Disorders? Y/N
- Enlarged glands or any form of Cancer/Tumour? Y/N
- Any Musculoskeletal disorder? Y/N
- Any disorder of Gastrointestinal System? Y/N
- Unexplained recurrent or persistent fever, and/or weight loss Y/N
- Have you been tested for HIV/HBsAg / HCV before? If yes attach reports Y/N
- Are you presently taking medication of any kind? Y/N

• Any disorders of Urinary System?

~~Y/N~~

• Any disorder of the Eyes, Ears, Nose, Throat or Mouth & Skin

~~Y/N~~

**FOR FEMALE CANDIDATES ONLY**

a. Is there any history of diseases of breast/genital organs?

Y/N

d. Do you have any history of miscarriage/abortion or MTP

Y/N

b. Is there any history of abnormal PAP Smear/Mammogram/USG of Pelvis or any other tests? (If yes attach reports)

Y/N

e. For Parous Women, were there any complication during pregnancy such as gestational diabetes, hypertension etc

Y/N

c. Do you suspect any disease of Uterus, Cervix or Ovaries?

Y/N

f. Are you now pregnant? If yes, how many months?

Y/N

**CONFIDENTIAL COMMENTS FROM MEDICAL EXAMINER**

- Was the examinee co-operative? ~~Y/N~~
- Is there anything about the examinee's health, lifestyle that might affect him/her in the near future with regard to his/her job? ~~Y/N~~
- Are there any points on which you suggest further information be obtained? ~~Y/N~~
- Based on your clinical impression, please provide your suggestions and recommendations below;

.....

.....

➤ Do you think he/she is **MEDICALLY FIT** or UNFIT for employment.

**MEDICAL EXAMINER'S DECLARATION**

I hereby confirm that I have examined the above individual after verification of his/her identity and the findings stated above are true and correct to the best of my knowledge.

Name & Signature of the Medical Examiner :

Seal of Medical Examiner :

**Dr. SERIN LOPEZ, MBBS**  
Reg. No. 77656  
MEDICAL OFFICER  
DDRC AGILUS PATHLABS LTD.  
Aster Square, Medical College, PO, TVM

Name & Seal of DDRC SRL Branch :

Date & Time :

09/03/2024



**DDRC agilus Pathlabs Limited.**

Corp. Office : Express House, Second Floor, Opp. Pothys Silks, Banerjee Road, Kaloor -682017  
Contact :- 93334 93334, Web :- www.ddrcagilus.com Email :- info.ddrc@agilus.in



PATIENT NAME : MRS. REMYA R S

REF. DOCTOR : SELF

CODE/NAME &amp; ADDRESS : CA00010147 -

MEDIWHEEL ARCOFEMI HEALTHCARE LIMITED  
F701A, LADO SARAI, NEW DELHI,SOUTH DELHI,  
DELHI,  
SOUTH DELHI 110030  
8800465156ACCESSION NO : **4182XC003306**

PATIENT ID : REMYF0903894182

CLIENT PATIENT ID:

ABHA NO :

AGE/SEX : 35 Years Female

DRAWN :

RECEIVED : 09/03/2024 09:22:17

REPORTED :13/03/2024 07:46:54

Test Report Status **Final**

Results

Biological Reference Interval Units

**MEDIWHEEL HEALTH CHECKUP BELOW 40(F)TMT****PHYSICAL EXAMINATION**

PHYSICAL EXAMINATION

REPORT GIVEN

**DR NISHA UNNI, MBBS,MD**  
**(RD),DNB (Reg.No:50162)**  
Consultant Radiologist

Page 1 Of 11



View Details



View Report

**PERFORMED AT :**DDRC AGILUS PATHLABS LIMITED  
ASTER SQUARE BUILDING, ULLOOR,  
MEDICAL COLLEGE P.O  
TRIVANDRUM, 695011  
KERALA, INDIA

Tel : 93334 93334, Fax : CIN - U85190MH2006PTC161480

Email : customercare.ddrc@agilus.in



Patient Ref. No. 66600008146922

PATIENT NAME : MRS. REMYA R S

REF. DOCTOR : SELF

CODE/NAME &amp; ADDRESS : CA00010147 -

MEDIWHEEL ARCOFEMI HEALTHCARE LIMITED  
F701A, LADO SARAI, NEW DELHI, SOUTH DELHI,  
DELHI,  
SOUTH DELHI 110030  
8800465156

ACCESSION NO : **4182XC003306**

PATIENT ID : REMYF0903894182

CLIENT PATIENT ID:

ABHA NO :

AGE/SEX : 35 Years Female

DRAWN :

RECEIVED : 09/03/2024 09:22:17

REPORTED : 13/03/2024 07:46:54

Test Report Status **Final**

Results

Units

**MEDIWHEEL HEALTH CHECKUP BELOW 40(F)TMT****ECG WITH REPORT****REPORT**

REPORT GIVEN

**USG ABDOMEN AND PELVIS****REPORT**

REPORT GIVEN

**CHEST X-RAY WITH REPORT****REPORT**

REPORT GIVEN

**HAEMATOLOGY****MEDIWHEEL HEALTH CHECKUP BELOW 40(F)TMT****GLYCOSYLATED HEMOGLOBIN(HBA1C), EDTA WHOLE BLOOD**

HBA1C	4.8	Non-diabetic Adult < 5.7 Pre-diabetes 5.7 - 6.4 Diabetes diagnosis: > or = 6.5 Therapeutic goals: < 7.0 Action suggested : > 8.0 (ADA Guideline 2021)	%
MEAN PLASMA GLUCOSE	91.1	< 116.0	mg/dL

**BLOOD COUNTS,EDTA WHOLE BLOOD**


HEMOGLOBIN	13.0	12.0 - 15.0	g/dL
RED BLOOD CELL COUNT	4.47	3.80 - 4.80	mil/ $\mu$ L



**DR NISHA UNNI, MBBS,MD**  
(RD),DNB (Reg.No:50162)  
Consultant Radiologist



**DR.HARI SHANKAR, MBBS MD**  
(Reg No - TCMC:62092)  
HEAD - Biochemistry &  
Immunology



**DR.VAISHALI RAJAN, MBBS DCP**  
(Pathology)  
(Reg No - TCC 27150)  
HOD - HAEMATOLOGY

Page 2 Of 11



View Details



View Report

**PERFORMED AT :**

DDRC AGILUS PATHLABS LIMITED  
ASTER SQUARE BUILDING, ULLOOR,  
MEDICAL COLLEGE P.O  
TRIVANDRUM, 695011  
KERALA, INDIA  
Tel : 93334 93334, Fax : CIN - U85190MH2006PTC161480  
Email : customercare.ddrc@agilus.in



Patient Ref. No. 66600008146922

**PATIENT NAME : MRS. REMYA R S**

**REF. DOCTOR : SELF**

**CODE/NAME & ADDRESS :** CA00010147 -  
 MEDIWHEEL ARCOFEMI HEALTHCARE LIMITED  
 F701A, LADO SARAI, NEW DELHI, SOUTH DELHI,  
 DELHI,  
 SOUTH DELHI 110030  
 8800465156

**ACCESSION NO :** **4182XC003306**  
**PATIENT ID :** REMYF0903894182  
**CLIENT PATIENT ID:**  
**ABHA NO :**

**AGE/SEX :** 35 Years Female  
**DRAWN :**  
**RECEIVED :** 09/03/2024 09:22:17  
**REPORTED :** 13/03/2024 07:46:54

Test Report Status	Final	Results	Units
--------------------	-------	---------	-------

WHITE BLOOD CELL COUNT	4.41	4.0 - 10.0	thou/ $\mu$ L
PLATELET COUNT	288	150 - 410	thou/ $\mu$ L

**RBC AND PLATELET INDICES**

HEMATOCRIT	40.2	36.0 - 46.0	%
MEAN CORPUSCULAR VOL	89.9	83.0 - 101	fL
MEAN CORPUSCULAR HGB.	29.1	27.0 - 32.0	pg
MEAN CORPUSCULAR HEMOGLOBIN CONCENTRATION	32.3	31.50 - 34.50	g/dL
RED CELL DISTRIBUTION WIDTH	13.1	11.60 - 14.0	%
MENTZER INDEX	20.1		
MEAN PLATELET VOLUME	8.9	6.80 - 10.90	fL

**WBC DIFFERENTIAL COUNT**

SEGMENTED NEUTROPHILS	52	40.0 - 80.0	%
LYMPHOCYTES	<b>42 High</b>	20.0 - 40.0	%
MONOCYTES	4	2.0 - 10.0	%
EOSINOPHILS	2	1.0 - 6.0	%
BASOPHILS	0	0.0 - 1.0	%
ABSOLUTE NEUTROPHIL COUNT	2.29	2.0 - 7.0	thou/ $\mu$ L
ABSOLUTE LYMPHOCYTE COUNT	1.86	1.0 - 3.0	thou/ $\mu$ L
ABSOLUTE MONOCYTE COUNT	<b>0.19 Low</b>	0.20 - 1.0	thou/ $\mu$ L
ABSOLUTE EOSINOPHIL COUNT	0.09	0.02 - 0.50	thou/ $\mu$ L
ABSOLUTE BASOPHIL COUNT	0.00		thou/ $\mu$ L
NEUTROPHIL LYMPHOCYTE RATIO (NLR)	1.2		

**ERYTHROCYTE SEDIMENTATION RATE (ESR), EDTA BLOOD**

SEDIMENTATION RATE (ESR)	3	0 - 20	mm at 1 hr
--------------------------	---	--------	------------

**DR. HARI SHANKAR, MBBS MD**  
 (Reg No - TCMC:62092)  
**HEAD - Biochemistry & Immunology**

**DR. VAISHALI RAJAN, MBBS DCP**  
 (Pathology)  
 (Reg No - TCC 27150)  
**HOD - HAEMATOLOGY**



View Details



View Report

**PERFORMED AT :**

DDRC AGILUS PATHLABS LIMITED  
 ASTER SQUARE BUILDING, ULLOOR,  
 MEDICAL COLLEGE P.O  
 TRIVANDRUM, 695011  
 KERALA, INDIA  
 Tel : 93334 93334, Fax : CIN - U85190MH2006PTC161480  
 Email : customercare.ddrc@agilus.in



**Patient Ref. No. 66600008146922**

<b>PATIENT NAME : MRS. REMYA R S</b>	<b>REF. DOCTOR : SELF</b>	
<b>CODE/NAME &amp; ADDRESS : CA00010147 -</b> MEDIWHEEL ARCOFEMI HEALTHCARE LIMITED F701A, LADO SARAI, NEW DELHI,SOUTH DELHI, DELHI, SOUTH DELHI 110030 8800465156	<b>ACCESSION NO : 4182XC003306</b> <b>PATIENT ID : Remyf0903894182</b> <b>CLIENT PATIENT ID:</b> <b>ABHA NO :</b>	<b>AGE/SEX : 35 Years Female</b> <b>DRAWN :</b> <b>RECEIVED : 09/03/2024 09:22:17</b> <b>REPORTED : 13/03/2024 07:46:54</b>

Test Report Status	Final	Results	Units
--------------------	-------	---------	-------

**SUGAR URINE - POST PRANDIAL**

SUGAR URINE - POST PRANDIAL	NOT DETECTED	NOT DETECTED
-----------------------------	--------------	--------------

**SUGAR URINE - FASTING**

SUGAR URINE - FASTING	NOT DETECTED	NOT DETECTED
-----------------------	--------------	--------------

**IMMUNOHAEMATOLOGY****MEDIWHEEL HEALTH CHECKUP BELOW 40(F)TMT****ABO GROUP & RH TYPE, EDTA WHOLE BLOOD**

ABO GROUP	TYPE B
RH TYPE	POSITIVE

METHOD : COLUMN AGGLUTINATION TECHNOLOGY

&lt;b&gt;Interpretation(s)&lt;/b&gt;

ABO GROUP & RH TYPE, EDTA WHOLE BLOOD-Blood group is identified by antigens and antibodies present in the blood. Antigens are protein molecules found on the surface of red blood cells. Antibodies are found in plasma. To determine blood group, red cells are mixed with different antibody solutions to give A,B,O or AB.


Disclaimer: "Please note, as the results of previous ABO and Rh group (Blood Group) for pregnant women are not available, please check with the patient records for availability of the same."

The test is performed by both forward as well as reverse grouping methods.


**BIO CHEMISTRY****MEDIWHEEL HEALTH CHECKUP BELOW 40(F)TMT****BLOOD UREA NITROGEN (BUN), SERUM**

BLOOD UREA NITROGEN	9	Adult(<60 yrs) : 6 to 20	mg/dL
---------------------	---	--------------------------	-------

Page 4 Of 11



**DR.HARI SHANKAR, MBBS MD**  
(Reg No - TCMC:62092)  
**HEAD - Biochemistry & Immunology**



**DR.VAISHALI RAJAN, MBBS DCP**  
(Pathology)  
(Reg No - TCC 27150)  
**HOD - HAEMATOLOGY**



View Details



View Report

**PERFORMED AT :**

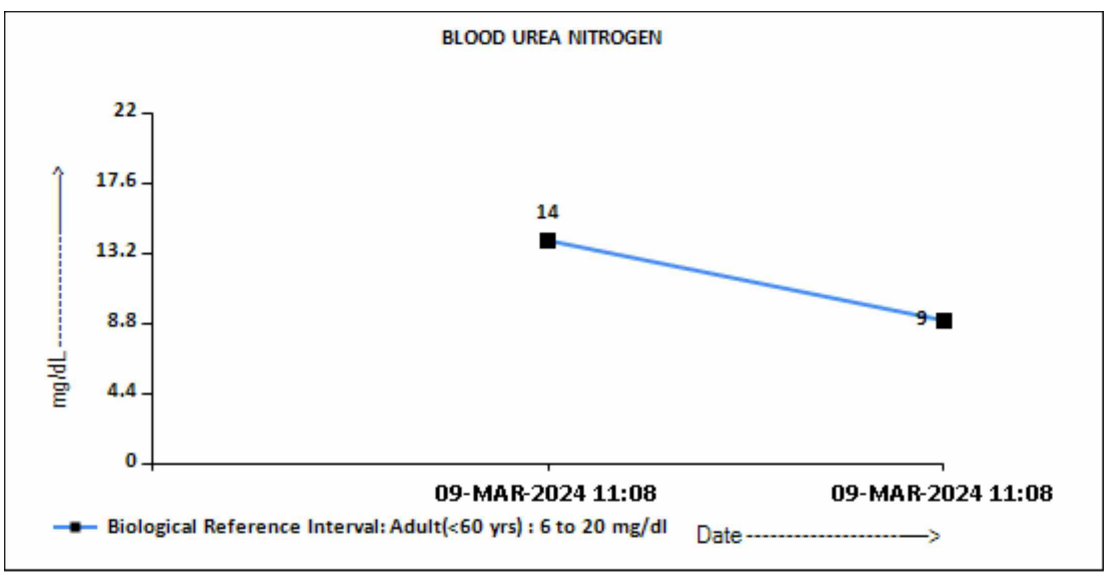
DDRC AGILUS PATHLABS LIMITED  
ASTER SQUARE BUILDING, ULLOOR,  
MEDICAL COLLEGE P.O  
TRIVANDRUM, 695011  
KERALA, INDIA  
Tel : 93334 93334, Fax : CIN - U85190MH2006PTC161480  
Email : customercare.ddrc@agilus.in



Patient Ref. No. 66600008146922

<b>PATIENT NAME : MRS. REMYA R S</b>		<b>REF. DOCTOR : SELF</b>	
<b>CODE/NAME &amp; ADDRESS : CA00010147 -</b> MEDIWHEEL ARCOFEMI HEALTHCARE LIMITED F701A, LADO SARAI, NEW DELHI,SOUTH DELHI, DELHI, SOUTH DELHI 110030 8800465156		<b>ACCESSION NO : 4182XC003306</b> <b>PATIENT ID : REMYF0903894182</b> <b>CLIENT PATIENT ID:</b> <b>ABHA NO :</b>	
		<b>AGE/SEX : 35 Years Female</b> <b>DRAWN :</b> <b>RECEIVED : 09/03/2024 09:22:17</b> <b>REPORTED : 13/03/2024 07:46:54</b>	

Test Report Status	Final	Results	Units
--------------------	-------	---------	-------



<b>BUN/CREAT RATIO</b>			
BUN/CREAT RATIO	13.6		
<b>CREATININE, SERUM</b>			
CREATININE	0.66	18 - 60 yrs : 0.6 - 1.1	mg/dL

**DR.HARI SHANKAR, MBBS MD**  
(Reg No - TCMC:62092)  
**HEAD - Biochemistry & Immunology**

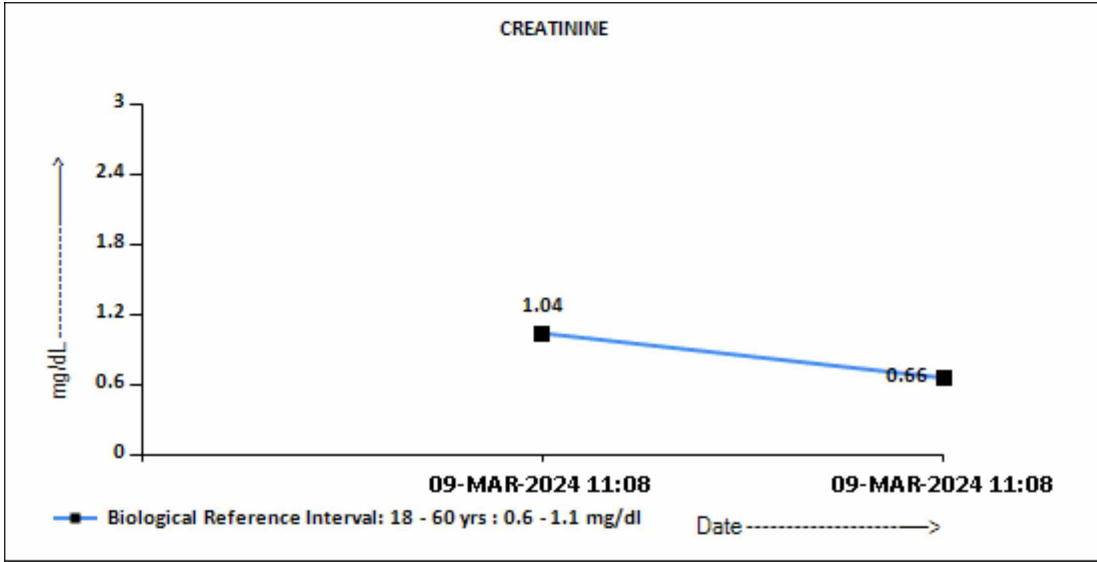


**PERFORMED AT :**  
DDRC AGILUS PATHLABS LIMITED  
ASTER SQUARE BUILDING, ULLOOR,  
MEDICAL COLLEGE P.O  
TRIVANDRUM, 695011  
KERALA, INDIA  
Tel : 93334 93334, Fax : CIN - U85190MH2006PTC161480  
Email : customercare.ddrc@agilus.in



<b>PATIENT NAME : MRS. REMYA R S</b>		<b>REF. DOCTOR : SELF</b>	
<b>CODE/NAME &amp; ADDRESS : CA00010147 -</b> MEDIWHEEL ARCOFEMI HEALTHCARE LIMITED F701A, LADO SARAI, NEW DELHI,SOUTH DELHI, DELHI, SOUTH DELHI 110030 8800465156		<b>ACCESSION NO : 4182XC003306</b> <b>PATIENT ID : REMYF0903894182</b> <b>CLIENT PATIENT ID:</b> <b>ABHA NO :</b>	
		<b>AGE/SEX : 35 Years Female</b> <b>DRAWN :</b> <b>RECEIVED : 09/03/2024 09:22:17</b> <b>REPORTED : 13/03/2024 07:46:54</b>	

Test Report Status	Final	Results	Units
--------------------	-------	---------	-------



<b>GLUCOSE, POST-PRANDIAL, PLASMA</b>		
GLUCOSE, POST-PRANDIAL, PLASMA	114	Diabetes Mellitus : > or = 200. mg/dL Impaired Glucose tolerance/ Prediabetes : 140 - 199. Hypoglycemia : < 55.

**DR.HARI SHANKAR, MBBS MD**  
(Reg No - TCMC:62092)  
**HEAD - Biochemistry & Immunology**



**PERFORMED AT :**  
DDRC AGILUS PATHLABS LIMITED  
ASTER SQUARE BUILDING, ULLOOR,  
MEDICAL COLLEGE P.O  
TRIVANDRUM, 695011  
KERALA, INDIA  
Tel : 93334 93334, Fax : CIN - U85190MH2006PTC161480  
Email : customercare.ddrc@agilus.in



**PATIENT NAME : MRS. REMYA R S**


**REF. DOCTOR : SELF**

**CODE/NAME & ADDRESS :** CA00010147 -  
 MEDIWHEEL ARCOFEMI HEALTHCARE LIMITED  
 F701A, LADO SARAI, NEW DELHI,SOUTH DELHI,  
 DELHI,  
 SOUTH DELHI 110030  
 8800465156

**ACCESSION NO :** **4182XC003306**  
**PATIENT ID :** REMYF0903894182  
**CLIENT PATIENT ID:**  
**ABHA NO :**

**AGE/SEX :** 35 Years Female  
**DRAWN :**  
**RECEIVED :** 09/03/2024 09:22:17  
**REPORTED :** 13/03/2024 07:46:54

Test Report Status	Final	Results	Units
--------------------	-------	---------	-------



**GLUCOSE FASTING,FLUORIDE PLASMA**

FBS (FASTING BLOOD SUGAR) 84

Diabetes Mellitus : > or = 126. mg/dL  
 Impaired fasting Glucose/  
 Prediabetes : 101 - 125.  
 Hypoglycemia : < 55.

**DR.HARI SHANKAR, MBBS MD**  
 (Reg No - TCMC:62092)  
**HEAD - Biochemistry & Immunology**



View Details



View Report

**PERFORMED AT :**

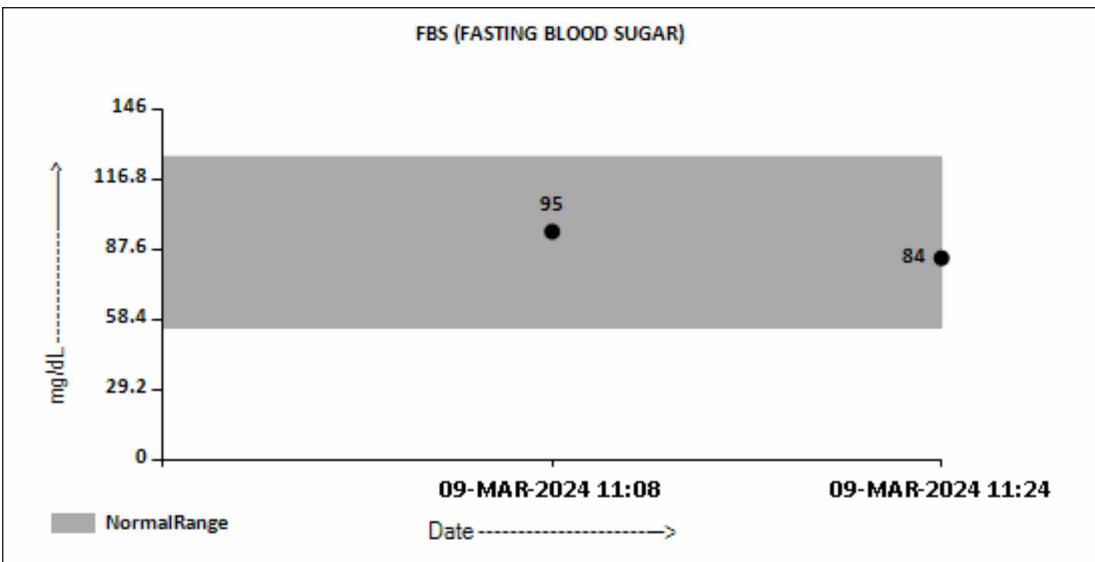
DDRC AGILUS PATHLABS LIMITED  
 ASTER SQUARE BUILDING, ULLOOR,  
 MEDICAL COLLEGE P.O  
 TRIVANDRUM, 695011  
 KERALA, INDIA  
 Tel : 93334 93334, Fax : CIN - U85190MH2006PTC161480  
 Email : customercare.ddrc@agilus.in



**Patient Ref. No. 66600008146922**

<b>PATIENT NAME : MRS. REMYA R S</b>	<b>REF. DOCTOR : SELF</b>	
<b>CODE/NAME &amp; ADDRESS : CA00010147 -</b> MEDIWHEEL ARCOFEMI HEALTHCARE LIMITED F701A, LADO SARAI, NEW DELHI,SOUTH DELHI, DELHI, SOUTH DELHI 110030 8800465156	<b>ACCESSION NO : 4182XC003306</b> <b>PATIENT ID : REMYF0903894182</b> <b>CLIENT PATIENT ID:</b> <b>ABHA NO :</b>	<b>AGE/SEX : 35 Years Female</b> <b>DRAWN :</b> <b>RECEIVED : 09/03/2024 09:22:17</b> <b>REPORTED : 13/03/2024 07:46:54</b>

Test Report Status	Final	Results	Units
--------------------	-------	---------	-------



**LIVER FUNCTION TEST WITH GGT**

BILIRUBIN, TOTAL	0.62	General Range : < 1.1	mg/dL
BILIRUBIN, DIRECT	0.24	General Range : < 0.3	mg/dL
BILIRUBIN, INDIRECT	0.38	General Range : <0.85	mg/dL
TOTAL PROTEIN	6.4	Ambulatory : 6.4 - 8.3 Recumbant : 6 - 7.8	g/dL
ALBUMIN	4.4	20-60yrs : 3.5 - 5.2	g/dL
GLOBULIN	2.0	General Range : 2 - 3.5 Premature Neonates : 0.29 - 1.04	g/dL
ALBUMIN/GLOBULIN RATIO	2.2	General Range : 1.1 - 2.5	RATIO
ASPARTATE AMINOTRANSFERASE (AST/SGOT)	22	Adults : < 33	U/L
ALANINE AMINOTRANSFERASE (ALT/SGPT)	28	Adults : < 34	U/L
ALKALINE PHOSPHATASE	77	Adult (<60yrs) : 35 - 105	U/L
GAMMA GLUTAMYL TRANSFERASE (GGT)	13	Adult (female) : < 40	U/L

**TOTAL PROTEIN, SERUM**

**DR.HARI SHANKAR, MBBS MD**  
(Reg No - TCMC:62092)  
**HEAD - Biochemistry & Immunology**



[View Details](#)      [View Report](#)

**PERFORMED AT :**  
DDRC AGILUS PATHLABS LIMITED  
ASTER SQUARE BUILDING, ULLOOR,  
MEDICAL COLLEGE P.O  
TRIVANDRUM, 695011  
KERALA, INDIA  
Tel : 93334 93334, Fax : CIN - U85190MH2006PTC161480  
Email : customercare.ddrc@agilus.in





**PATIENT NAME : MRS. REMYA R S**

**REF. DOCTOR : SELF**

**CODE/NAME & ADDRESS :** CA00010147 -

MEDIWHEEL ARCOFEMI HEALTHCARE LIMITED  
F701A, LADO SARAI, NEW DELHI, SOUTH DELHI,  
DELHI,  
SOUTH DELHI 110030  
8800465156

**ACCESSION NO :** 4182XC003306

**PATIENT ID :** REMYF0903894182

**CLIENT PATIENT ID:**

**ABHA NO :**

**AGE/SEX :** 35 Years Female

**DRAWN :**

**RECEIVED :** 09/03/2024 09:22:17

**REPORTED :** 13/03/2024 07:46:54

Test Report Status	Final	Results	Units
--------------------	-------	---------	-------

TOTAL PROTEIN	6.4	Ambulatory : 6.4 - 8.3 Recumbant : 6 - 7.8	g/dL
---------------	-----	---	------

**URIC ACID, SERUM**

URIC ACID	3.7	Adults : 2.4-5.7	mg/dL
-----------	-----	------------------	-------

**BIOCHEMISTRY - LIPID**

**MEDIWHEEL HEALTH CHECKUP BELOW 40(F)TMT**

**LIPID PROFILE, SERUM**

CHOLESTEROL	196	Desirable : < 200 Borderline : 200-239 High : >or= 240	mg/dL
-------------	-----	--	-------

TRIGLYCERIDES	91	Normal : < 150 High : 150-199 Hypertriglyceridemia : 200-499 Very High : > 499	mg/dL
---------------	----	---	-------

HDL CHOLESTEROL	41	General range : 40-60	mg/dL
-----------------	----	-----------------------	-------

LDL CHOLESTEROL, DIRECT	127	Optimum : < 100 Above Optimum : 100-129 Borderline High : 130-159 High : 160-189 Very High : >or= 190	mg/dL
-------------------------	-----	---	-------

NON HDL CHOLESTEROL	155	Desirable : < 130 Above Desirable : 130 -159 Borderline High : 160 - 189 High : 190 - 219 Very high : > / = 220	mg/dL
---------------------	-----	---	-------

VERY LOW DENSITY LIPOPROTEIN	18.2	</= 30.0	mg/dL
------------------------------	------	----------	-------

CHOL/HDL RATIO	4.8	Low Risk : 3.3 - 4.4 Average Risk : 4.5 - 7.0 Moderate Risk : 7.1 - 11.0 High Risk : > 11.0	
----------------	-----	--	--

LDL/HDL RATIO	3.1	Desirable/Low Risk - 0.5-3	
---------------	-----	----------------------------	--

**DR.HARI SHANKAR, MBBS MD**  
(Reg No - TCMC:62092)  
**HEAD - Biochemistry & Immunology**



View Details



View Report

**PERFORMED AT :**

DDRC AGILUS PATHLABS LIMITED  
ASTER SQUARE BUILDING, ULLOOR,  
MEDICAL COLLEGE P.O  
TRIVANDRUM, 695011  
KERALA, INDIA  
Tel : 93334 93334, Fax : CIN - U85190MH2006PTC161480  
Email : customercare.ddrc@agilus.in



**Patient Ref. No. 66600008146922**

<b>PATIENT NAME : MRS. REMYA R S</b>		<b>REF. DOCTOR : SELF</b>	
<b>CODE/NAME &amp; ADDRESS : CA00010147 -</b> MEDIWHEEL ARCOFEMI HEALTHCARE LIMITED F701A, LADO SARAI, NEW DELHI, SOUTH DELHI, DELHI, SOUTH DELHI 110030 8800465156		<b>ACCESSION NO : 4182XC003306</b>	<b>AGE/SEX : 35 Years Female</b>
		<b>PATIENT ID : REMYF0903894182</b>	<b>DRAWN :</b>
		<b>CLIENT PATIENT ID:</b>	<b>RECEIVED : 09/03/2024 09:22:17</b>
		<b>ABHA NO :</b>	<b>REPORTED : 13/03/2024 07:46:54</b>

Test Report Status	Final	Results	Units
--------------------	-------	---------	-------

Borderline/Moderate Risk- 3.1-6  
High Risk- >6.0

**SPECIALISED CHEMISTRY - HORMONE**

**MEDIWHEEL HEALTH CHECKUP BELOW 40(F)TMT**

**THYROID PANEL, SERUM**

T3	114.00	Non-Pregnant : 80-200	ng/dL
		Pregnant Trimester-wise	
		1st : 81-190	
		2nd : 100-260	
		3rd : 100-260	
T4	6.70	Adults : 4.5-12.1	µg/dl
TSH 3RD GENERATION	1.510	Non-Pregnant : 0.4-4.2	µIU/mL
		Pregnant Trimester-wise :	
		1st : 0.1 - 2.5	
		2nd : 0.2 - 3	
		3rd : 0.3 - 3	

**CLINICAL PATH - URINALYSIS**

**MEDIWHEEL HEALTH CHECKUP BELOW 40(F)TMT**

**PHYSICAL EXAMINATION, URINE**

COLOR	AMBER
APPEARANCE	CLEAR

**CHEMICAL EXAMINATION, URINE**

**DR. HARI SHANKAR, MBBS MD**  
(Reg No - TCMC:62092)  
**HEAD - Biochemistry & Immunology**

**DR. VAISHALI RAJAN, MBBS DCP**  
(Pathology)  
(Reg No - TCC 27150)  
**HOD - HAEMATOLOGY**



View Details



View Report

**PERFORMED AT :**

DDRC AGILUS PATHLABS LIMITED  
ASTER SQUARE BUILDING, ULLOOR,  
MEDICAL COLLEGE P.O  
TRIVANDRUM, 695011  
KERALA, INDIA  
Tel : 93334 93334, Fax : CIN - U85190MH2006PTC161480  
Email : customercare.ddrc@agilus.in



**Patient Ref. No. 66600008146922**

**PATIENT NAME : MRS. REMYA R S**

**REF. DOCTOR : SELF**

**CODE/NAME & ADDRESS :** CA00010147 -  
 MEDIWHEEL ARCOFEMI HEALTHCARE LIMITED  
 F701A, LADO SARAI, NEW DELHI, SOUTH DELHI,  
 DELHI,  
 SOUTH DELHI 110030  
 8800465156

**ACCESSION NO :** 4182XC003306  
**PATIENT ID :** REMYF0903894182  
**CLIENT PATIENT ID:**  
**ABHA NO :**

**AGE/SEX :** 35 Years Female  
**DRAWN :**  
**RECEIVED :** 09/03/2024 09:22:17  
**REPORTED :** 13/03/2024 07:46:54

Test Report Status	Final	Results	Units
--------------------	-------	---------	-------

PH	6.0	4.8 - 7.4	
SPECIFIC GRAVITY	1.020	1.015 - 1.030	
PROTEIN	NOT DETECTED	NOT DETECTED	
GLUCOSE	NORMAL	NOT DETECTED	
KETONES	NOT DETECTED	NOT DETECTED	
BLOOD	NOT DETECTED	NOT DETECTED	
BILIRUBIN	NOT DETECTED	NOT DETECTED	
UROBILINOGEN	NORMAL	NORMAL	
NITRITE	NOT DETECTED	NOT DETECTED	

**MICROSCOPIC EXAMINATION, URINE**

RED BLOOD CELLS	1 - 2	NOT DETECTED	/HPF
WBC	1-2	0-5	/HPF
EPITHELIAL CELLS	8-10	0-5	/HPF
CASTS	NEGATIVE		
CRYSTALS	NEGATIVE		
REMARKS	NIL		

METHOD : AUTOMATED ANALYSER, MICROSCOPY

**DR.VAISHALI RAJAN, MBBS DCP**  
 (Pathology)  
 (Reg No - TCC 27150)  
 HOD - HAEMATOLOGY



View Details



View Report

**PERFORMED AT :**

DDRC AGILUS PATHLABS LIMITED  
 ASTER SQUARE BUILDING, ULLOOR,  
 MEDICAL COLLEGE P.O  
 TRIVANDRUM, 695011  
 KERALA, INDIA  
 Tel : 93334 93334, Fax : CIN - U85190MH2006PTC161480  
 Email : customercare.ddrc@agilus.in



**Patient Ref. No. 66600008146922**