



HAEMOGRAM PROFILE

TEST	RESULT	UNIT	METHOD	REFERENCE INTERVAL
BLOOD COUNTS & INDICES				
Haemoglobin	: 12.60	(88 %gm%		12.0 - 16.0 gm%
Total RBC	↑ : 5.83	mill/cmm		4.2 - 5.4 mill/cmm
PCV	: 41.90	%		37 - 47 %
MCV	↓ : 71.86	fL		80 - 96 fL
MCH	↓ : 21.61	pg		27 - 31 pg
MCHC	↓ : 30.07	%		32 - 36 %
RDW	↑ : 15.30	%		10 - 15 %
Total WBC	: 9,900	/cmm		4,000 - 11,000/cmm
Platelet Count	: 3,57,000	/cmm		1.5 - 4.0 Lac/cmm.
DIFFERENTIAL LEUCOCYTES COUNT				
Band Cells	: 00	%		00 - 06 %
Neutrophils	: 61	%		55 - 70 %
Lymphocytes	: 31	%		20 - 40 %
Eosinophils	: 04	%		01 - 06 %
Monocytes	: 04	%		02 - 08 %
Basophils	: 00	%		00 - 01 %
ABSOLUTE COUNTS				
Neutrophils	: 6039	/μL		2000 - 7000 /μL
Lymphocytes	: 3069	/μL		800 - 4000 /μL
Eosinophils	: 396	/μL		20 - 500 /μL
Monocytes	: 396	/μL		120 - 1200 /μL
Platelet In Smear	: ADEQUATE			
PARASITES (By Thin & Thick Smear)	: M.P. NOT DETECTED			
ERYTHROCYTES SEDIMENTATION RATE				
ESR After 1st Hour	: 10	mm	Westergren	03 - 12 mm
Blood Group	: " B "			
Rh Factor (Anti D.)	: " POSITIVE "			

(Done on Fully Automated Cell Counter NIHON KOHDEN CELL TECH ALFA)

End Of Report

Krishna Vaghani

Dr Krishna Vaghani

M.D.(Pathologist)

Reg No. G-24342

Investigations have their limitations, Solitary Pathological and other investigations never confirm the final diagnosis of the disease. This only help in diagnosing the disease in correlation to clinical symptoms & other related tests. Please interpret accordingly.

mailforuniversal@gmail.com

Main Branch : 125-126, 1st Floor, La Citadell,
Near Kangaroo Circle, Beside CNG Pump,
Magob, Parvat Patiya, Surat - 395 010.

98253 60243 82001 18966

UNIVERSAL LABORATORY

ESTD : 2013



mailforuniversal1@gmail.com

Mota Varachha Branch : Shop No. 109,
1st Floor, ABC Complex-2, ABC Circle,
Mota Varachha, Surat - 394 101.

79844 42849



BLOOD GLUCOSE ANALYSIS

<u>TEST</u>	<u>RESULT</u>	<u>UNIT</u>	<u>REFERENCE INTERVAL</u>
<u>FASTING</u>			
Blood Glucose	: 84.0	mg/dl	70 - 110 mg/dl
Urine Glucose	: NIL		
Urine Acetone	: NIL		

(Done on Automated Random Access Biochemistry Analyzer RX - 50)

End Of Report

Krishna V


Dr Krishna Vaghani

M.D.(Pathologist)

Reg No. G-24342

Investigations have their limitations, Solitary Pathological and other investigations never confirm the final diagnosis of the disease. This only help in diagnosing the disease in correlation to clinical symptoms & other related tests. Please interpret accordingly.

 mailforuniversal@gmail.com

 Main Branch : 125-126, 1st Floor, La Citadell,
Near Kangaroo Circle, Beside CNG Pump,
Magob, Parvat Patiya, Surat - 395 010.


 98253 60243  82001 18966


UNIVERSAL LABORATORY

ESTD : 2013



 mailforuniversal1@gmail.com

 Mota Varachha Branch : Shop No. 109,
1st Floor, ABC Complex-2, ABC Circle,
Mota Varachha, Surat - 394 101.

 79844 42849



LIPID PROFILE

TEST	RESULT	UNIT	REFERENCE INTERVAL
Total Lipid (Calculated)	: 543	mg/dL	350 - 750 mg/dL
Serum Cholesterol	: 176.0	mg/dL	130 - 200 mg/dL
Serum Triglyceride	: 110.0	mg/dL	<150 : Normal
HDL Cholesterol	: 42.0	mg/dL	30 - 70 mg/dL
LDL Cholesterol	: 112.0	mg/dL	Upto 150 mg/dL
CHOL./HDL Chol. Ratio	: 4.19	: 1	Less than 5
LDL Chol/HDL Chol Ratio	: 2.66	: 1	Less than 3.5
VLDL (Calculated)	: 22.00	mg/dL	Upto 30 mg/dL
Non HDL Cholesterol (Calculated)	: 134.00	mg/dL	

Interpretation Based On New N.C.E.P. Guidelines

Test	Result (mg/dL)	Interpretation
CHOLESTEROL	< 200	Desirable
	200 - 239	Borderline
	> = 240	High
TRIGLYCERIDES	< 170	Normal
	170 - 199	Borderline
	> 200	High
LDL CHOLESTEROL	< 100	Desirable
	100 - 129	Sub-Optional
	130 - 159	Borderline High
HDL CHOLESTEROL	> 160	High
	< 35	Low
	> 60	High

(Done on Automated Random Access Biochemistry Analyzer RX - 50)

End Of Report

Krishna V

Dr Krishna Vaghani

M.D.(Pathologist)

Reg No. G-24342

Investigations have their limitations, Solitary Pathological and other investigations never confirm the final diagnosis of the disease. This only help in diagnosing the disease in correlation to clinical symptoms & other related tests. Please interpret accordingly.

mailforuniversal@gmail.com

Main Branch : 125-126, 1st Floor, La Citadell,
Near Kangaroo Circle, Beside CNG Pump,
Magob, Parvat Patiya, Surat - 395 010.

98253 60243 82001 18966

UNIVERSAL LABORATORY

ESTD : 2013



mailforuniversal1@gmail.com

Mota Varachha Branch : Shop No. 109,
1st Floor, ABC Complex-2, ABC Circle,
Mota Varachha, Surat - 394 101.

79844 42849



Hb A1C REPORT

TEST	RESULT	UNIT	REFERENCE INTERVAL
Hb A1C - Glycated Hb Glycated Haemoglobin	: 5.6	%	Non Diabetic : 4.3 - 6.3 % Good Control : 6.4 - 7.5 % Moderate Control : 7.5 - 9.0 % Poor Control : 9.0 % & Above
Avg. Blood Glucose Level	: 122	mg/dL	
Estimated Average Glucose eAG	: 114	mg%	

Notes :

Average Blood Glucose		Hemoqlobin A1c%
421	-	14 %
385	-	13 %
350	-	12 %
314	-	11 %
278	-	10 %
243	-	09 %
207	-	08 %
171	-	07 %
136	-	06 %
100	-	05 %
065	-	04 %

End Of Report



Krishna V

Dr Krishna Vaghani
M.D.(Pathologist)
Reg No. G-24342

Investigations have their limitations, Solitary Pathological and other investigations never confirm the final diagnosis of the disease. This only help in diagnosing the disease in correlation to clinical symptoms & other related tests. Please interpret accordingly.

mailforuniversal@gmail.com

Main Branch : 125-126, 1st Floor, La Citadell,
Near Kangaroo Circle, Beside CNG Pump,
Magob, Parvat Patiya, Surat - 395 010.

98253 60243 82001 18966

UNIVERSAL LABORATORY
ESTD : 2013



mailforuniversal1@gmail.com

Mota Varachha Branch : Shop No. 109,
1st Floor, ABC Complex-2, ABC Circle,
Mota Varachha, Surat - 394 101.

79844 42849



LIVER FUNCTION TEST

<u>TEST</u>	<u>RESULT</u>	<u>UNIT</u>	<u>REFERENCE INTERVAL</u>
<u>S. BILIRUBIN</u>			
Total	: 0.60	mg/dl	0 - 1.0 mg/dl
Direct	: 0.20	mg/dl	up to 0.3 mg/dl
Indirect	: 0.40	mg/dl	0.1 - 1.0 mg/dl
S. Alk. Phosphatase	: 96	U/L	Adult : up to 290 U/L Children: up to 1200 U/L
S.G.P.T.	: 24	U/L	10 - 40 U/L
S.G.O.T.	: 22	IU/L	up to 40 IU/L
<u>SERUM PROTEIN</u>			
Total Protein	: 6.90	g/dl	6.0 - 8.2 gm/dl
Albumin	: 4.20	g/dl	3.5 - 5.0 g/dl
Globulin	: 2.70	g/dl	2.3 - 3.5 g/dl
A.G. Ratio	: 1.6		2.5 - 1.2 : 1
S. Australia Antigen (HBs Ag)	: TEST IS NEGATIVE		Negative
Kit Used	: HEPACARD		
Bile Salts	: NIL		
Bile Pigments	: NIL		
<u>PROTHROMBIN TIME</u>			
Patient's P. T.	: 14.00	sec	
Control's P. T.	: 14.00	sec	
ISI	: 1.05		
P. Index	: 100.00	%	
P.Ratio	: 1.00		
INR	: 1.00		

(Done on Automated Random Access Biochemistry Analyzer RX - 50)

End Of Report

Dr Krishna Vaghani

M.D.(Pathologist)

Reg No. G-24342

Investigations have their limitations, Solitary Pathological and other investigations never confirm the final diagnosis of the disease. This only help in diagnosing the disease in correlation to clinical symptoms & other related tests. Please interpret accordingly.

mailforuniversal@gmail.com

Main Branch : 125-126, 1st Floor, La Citadell,
Near Kangaroo Circle, Beside CNG Pump,
Magob, Parvat Patiya, Surat - 395 010.

98253 60243 82001 18966

UNIVERSAL LABORATORY

ESTD : 2013



mailforuniversal1@gmail.com

Mota Varachha Branch : Shop No. 109,
1st Floor, ABC Complex-2, ABC Circle,
Mota Varachha, Surat - 394 101.

79844 42849



RENAL FUNCTION TEST

<u>TEST</u>	<u>RESULT</u>	<u>UNIT</u>	<u>METHOD</u>	<u>REFERENCE INTERVAL</u>
Blood Urea	: 30.40	mg/dl	DRY CHEMISTRY	10-50 mg/dl
Blood Urea Nitrogen	: 10.13	mg/dl		3.30 - 18.70 mg/dl
Serum Creatinine	: 0.76	mg/dl	DRYCHEMISTRY	0.6 - 1.4 mg %
Serum Sodium	: 136.00	mmol/L	I.S.E.	135-145 mmol/L
Serum Potassium	: 4.10	mmol/L	I.S.E.	3.50 - 5.10 mmol/L
Serum Chloride	: 110.00	mmol/L	I.S.E.	96 - 110 mmol/L
Serum Uric Acid	: 4.40	mg/dl		3.20 - 6.10 mg/dl
Serum Calcium	: 9.00	mg/dl	Dry Chemistry	8.5 - 10.5 mg/dl

Done on Fully Automated Random Access Biochemistry Analyzer; Mspa Nano.

End Of Report

Krishna V


Dr Krishna Vaghani

M.D.(Pathologist)

Reg No. G-24342

Investigations have their limitations, Solitary Pathological and other investigations never confirm the final diagnosis of the disease. This only help in diagnosing the disease in correlation to clinical symptoms & other related tests. Please interpret accordingly.

 mailforuniversal@gmail.com

 Main Branch : 125-126, 1st Floor, La Citadell,
Near Kangaroo Circle, Beside CNG Pump,
Magob, Parvat Patiya, Surat - 395 010.


 98253 60243  82001 18966

UNIVERSAL LABORATORY

ESTD : 2013



 mailforuniversal1@gmail.com

 Mota Varachha Branch : Shop No. 109,
1st Floor, ABC Complex-2, ABC Circle,
Mota Varachha, Surat - 394 101.

 79844 42849



EXAMINATION OF URINE

<u>TEST</u>	<u>RESULT</u>	<u>UNIT</u>
Sample	: FASTING	
<u>PHYSICAL EXAMINATION</u>		
Quantity	: 20	ml
Colour	: PALE YELLOW	
Transparency	: CLEAR	
Specific Gravity	: Q.I.	
pH	: ACIDIC	
<u>CHEMICAL EXAMINATION</u>		
Albumin	: ABSENT	
Sugar	: NIL	
Acetone	: NIL	
Bile Salts	: ABSENT	
Bile Pigments	: ABSENT	
<u>MICROSCOPIC EXAMINATION</u>		
Pus Cells / h.p.f.	: 1-2	
R.B.C. / h.p.f.	: NIL	
Epithelial / h.p.f.	⇄ : 1-2	
Crystals / h.p.f.	: NIL	
Amorphous Material	: NIL	
Cast	: NIL	
Bacteria	⇄ : ++	
Mucus	: NIL	
Yeast	: NIL	
Trichomonas	: NIL	
Spermatozoa	: NIL	
Fungus	: NIL	

End Of Report

Krishna V


Dr Krishna Vaghani


M.D.(Pathologist)

Reg No. G-24342

Investigations have their limitations, Solitary Pathological and other investigations never confirm the final diagnosis of the disease. This only help in diagnosing the disease in correlation to clinical symptoms & other related tests. Please interpret accordingly.

 mailforuniversal@gmail.com

 Main Branch : 125-126, 1st Floor, La Citadell,
Near Kangaroo Circle, Beside CNG Pump,
Magob, Parvat Patiya, Surat - 395 010.


 98253 60243  82001 18966


UNIVERSAL LABORATORY

ESTD : 2013



 mailforuniversal1@gmail.com

 Mota Varachha Branch : Shop No. 109,
1st Floor, ABC Complex-2, ABC Circle,
Mota Varachha, Surat - 394 101.

 79844 42849



THYROID FUNCTION TEST


TEST	RESULT	UNIT	METHOD	REFERENCE INTERVAL
Total Triiodothyronine(T3)	: 0.76	ng/ml	eCLIA	0.6-2.02 ng/ml
Total Thyroxine(T4)	: 10.30	ug/dl	eCLIA	5.13 - 12.60 ug/dl
Thyroid Stimulating Hormone (TSH)	: 3.630	uIU/ml	eCLIA	0.27-5.25 uIU/ml

NORMAL VALUES

Age	T3 ng/ml	T4 ug/dl	T.S.H. uIU/ml
01 - 12 Month	1.05 - 2.80	7.8 - 16.5	New Born : 1.3-19.0 3 Days : 1.1-17.0 10 weeks : 0.6-10.0 14 months: 0.4-7.0
01 - 05 Yrs	1.05 - 2.69	7.3 - 15.0	0.4-6.0
05 - 10 Yrs	0.94 - 2.41	6.04 - 13.3	0.25-5.25
10 - 15 Yrs	0.83 - 2.13	5.60 - 11.7	0.25-5.25
15 - 20 Yrs	0.80 - 2.00	4.20 - 11.8	0.25-5.25
> 20 Yrs	0.79 - 1.58	4.00 - 11.0	0.25-5.25

Done on Fully Automated Fluorescent Enzyme Immunoassay: TOSOH AIA 360; Japan.

End Of Report



Dr Krishna Vaghani

M.D.(Pathologist)

Reg No. G-24342

Investigations have their limitations, Solitary Pathological and other investigations never confirm the final diagnosis of the disease. This only help in diagnosing the disease in correlation to clinical symptoms & other related tests. Please interpret accordingly.

