



Name: ANURAG	Ward: opd
Lab ID: 00000010	Registration on: 01/01/2024 11:30:00
Age & Sex: 35 Year Male	Reported on: 10:22:53
Reference: VELOCITY HOSPITAL	Sample Type: BLOOD ~ URINE

CBC ESR

Test	Observed Value	Unit	Biological Reference Interval
Haemoglobin	14.0	g/dL	13.0 - 17.0
Total RBC	4.95	mill./cm	4.00 - 5.20
Total WBC	7130	/cmm	4000 - 11000
Platelet Count	140800 L	/cmm	150000 - 450000
HCT	44.6	%	36.0 - 48.0
MCV	90.1	fL	80.0 - 100.0
MCH	28.3	pg	27.0 - 32.0
MCHC	31.4 L	g/dL	31.5 - 36.0

DIFFERENTIAL COUNT

Neutrophils	68	%	40 - 70
Lymphocytes	29	%	20 - 40
Eosinophils	02	%	01-05
Monocytes	01	%	01-07
Basophils	00	%	
Band Cells	00	%	0.0 - 6.0

ABSOLUTE DIFFERENTIAL COUNT

Neutrophils	4848	/cumm	2000 - 7000
Lymphocytes	2068	/cumm	1000 - 3000
Eosinophils	143	/cumm	20 - 500
Monocytes	71 L	/cumm	200 - 1000
Basophils	0	/cumm	0 - 100

GLR / NLR

(Neutrophil/Lymphocyte Ratio)

2.3

MENTZER INDEX

18.2

RDW-CV	13.5	%	11.1 - 14.1
RDW-SD	48.7	fl	
MPV	11.3	fl	
PCT	0.16	%	

Bhatt

DR. TEJAL BHATT
MD. PATHOLOGIST





Name: ANURAG	Ward: opd
Lab ID 00000010	Registration on: 01/01/2024 11:30:00
Age & Sex: 35 Year Male	Reported on: 10:22:53
Reference: VELOCITY HOSPITAL	Sample Type: BLOOD ~ URINE

PDW 19.3 %

PERIPHERAL SMEAR EXAMINATION

RBC Morphology Normochromic and normocytic.
WBC Morphology Appear normal, Immature cells are not seen .
Platelets in Smear Thrombocytosis. Giant platelets are seen.

Malarial Parasites Not Detected.

ESR
AFTER 1 HOUR 25 H mm/hr 0.0 - 15.0

DR. TEJAL BHATT
MD. PATHOLOGIST





Name: ANURAG	Ward: opd
Lab ID 0000010	Registration on: 01/01/2024 11:30:00
Age & Sex: 35 Year Male	Reported on: 10:22:53
Reference: VELOCITY HOSPITAL	Sample Type: BLOOD ~ URINE

BLOOD GROUP

<u>Test</u>	<u>Observed Value</u>	<u>Unit</u>	<u>Biological Reference Interval</u>
<u>Blood Group</u>	"B"		
<u>Rh Factor</u>	POSITIVE		

DR. TEJAL BHATT
MD. PATHOLOGIST





Name: ANURAG	Ward: opd
Lab ID 0000010	Registration on: 01/01/2024 11:30:00
Age & Sex: 35 Year Male	Reported on: 10:22:53
Reference: VELOCITY HOSPITAL	Sample Type: BLOOD ~ URINE

BLOOD GLUCOSE TEST

<u>Test</u>	<u>Observed Value</u>	<u>Unit</u>	<u>Biological Reference Interval</u>
Sample <u>FASTING (FBS)</u> Blood Sugar-F	FLOURIDE PLASMA 104.9	mg/dL	70.00-110.00

DR. TEJAL BHATT
MD. PATHOLOGIST





Name: **ANURAG**
Lab ID: **00000010**
Age & Sex: **35 Year | Male**
Reference: **VELOCITY HOSPITAL**


Ward: **opd**
Registration on: **01/01/2024 11:30:00**
Reported on: **10:22:53**
Sample Type: **BLOOD ~ URINE**

HEMOGLOBIN A1c TEST

Test	Observed Value	Unit	Biological Reference Interval
<u>HbA1c</u>	6.0	%	> 8 : Action Suggested 7-8 : Good control < 7 : Goal 6.5-7 : Near Normal Glycemia < 6.5 : Non-diabetic Level
Mean Blood Glucose	125.5	mg/dL	70.0 - 140.0

Importance of HbA1c - Glycated Hb. in Diabetes Mellitus

- HbA1c, also known as Glycated Hemoglobin is the most important test for the assessment of long term blood glucose control (also called glycemic control)
- HbA1c reflects mean blood glucose concentration over past 6-8 weeks and provides a much better indication of long term glycemic control than blood glucose determination
- HbA1c is formed by non-enzymatic reaction between glucose and Hb. , this reaction is irreversible and therefore remains unaffected by short term fluctuations in blood glucose levels.
- Long term complications of diabetes such as retinopathy-eye complications, nephropathy-kidney complications and neuropathy-nerve complications, are potentially serious and can lead to blindness, kidney failure etc.
- Glycemic control monitored by HbA1c measurement using HPLC method-(Gold Standard) is considered most important. (Ref. National Glycohemoglobin Standardization Program -NGSP).



DR. TEJAL BHATT
MD. PATHOLOGIST





Name: ANURAG	Ward: opd
Lab ID 0000010	Registration on: 01/01/2024 11:30:00
Age & Sex: 35 Year Male	Reported on: 10:22:53
Reference: VELOCITY HOSPITAL	Sample Type: BLOOD ~ URINE

LIPID PROFILE

Test	Observed Value	Unit	Biological Reference Interval
Sample	Fasting Blood Serum		
Cholesterol	227.5 H	mg/dL	<200 Desirable 200-229 Borderline >240 High
Triglyceride	213.9 H	mg/dL	<150 Normal 150-199 Borderline 200-499 High ≥500 Very High
HDL Cholesterol	48.0	mg/dL	Male : 35-80 Female : 42-88
VLDL	42.78 H	mg/dL	0.00 - 30.00
LDL Cholesterol	136.72 H	mg/dL	< 130 : Optimal 130 - 159 : Borderline High 160 - 189 : High ≥ 190 : Very High
LDL Chol. / HDL Chol. Ratio	2.85		1.0 - 3.4
Cholesterol / HDL Chol. Ratio	4.7 H		0 - 3.5
Total Lipid	792.6	mg/dl	400.0 - 1000.0

DR. TEJAL BHATT
MD. PATHOLOGIST






Name: **ANURAG**
Lab ID: **0000010**
Age & Sex: **35 Year | Male**
Reference: **VELOCITY HOSPITAL**

Ward: **opd**
Registration on: **01/01/2024 11:30:00**
Reported on: **10:22:53**
Sample Type: **BLOOD ~ URINE**

RENAL FUNCTION TEST

Test		Unit	
S. Creatinine	1.10	mg/dL	0.5-1.30
Bl. Urea	22.5	mg/dL	10.0 - 40.0
BUN	10.5	mg/dl	6.0 - 22.0
Uric Acid	6.35	mg/dL	3.5 - 7.2
PROTEINS			
Total Protein	8.0	g/dL	6.0 - 8.0
Albumin	4.31	g/dL	3.50 - 5.50
Globulin	3.7	g/dL	2.0 - 4.0
A/G Ratio	1.2		



DR. TEJAL BHATT
MD. PATHOLOGIST






Name: **ANURAG**
Lab ID: **00000010**
Age & Sex: **35 Year | Male**
Reference: **VELOCITY HOSPITAL**

Ward: **opd**
Registration on: **01/01/2024 11:30:00**
Reported on: **10:22:53**
Sample Type: **BLOOD ~ URINE**

LIVER FUNCTION TEST

Test	Observed Value	Unit	Biological Reference Interval
BILIRUBIN			
Total Bilirubin	0.5	mg/dL	0.00 - 1.20
Direct Bilirubin	0.2	mg/dL	0.00 - 0.40
Indirect Bilirubin	0.30	mg/dL	0.0 - 1.0
SGPT(ALT)	26.4	U/L	0.0 - 40.0
SGOT (AST)	28.4	U/L	0.0 - 46.0
Alkaline Phosphatase	200.9	U/L	40.0 - 306.0
PROTEINS			
Total Protein	8.0	g/dL	6.0 - 8.0
Albumin	4.39	g/dL	3.50 - 5.50
Globulin	3.6	g/dL	2.0 - 4.0
A/G Ratio	1.2		



DR. TEJAL BHATT
MD. PATHOLOGIST






Name: ANURAG	Ward: opd
Lab ID 0000010	Registration on: 01/01/2024 11:30:00
Age & Sex: 35 Year Male	Reported on: 10:22:53
Reference: VELOCITY HOSPITAL	Sample Type: BLOOD ~ URINE

URINE ANALYSIS

Test	Observed Value	Unit	Biological Reference Interval
Sample	Fresh Urine		
<u>PHYSICAL EXAMINATION</u>			
Quantity	10.0	mL	
Colour	Pale-Yellow		
Appearance	Sl.Turbid		Clear
pH	6.0		
Specific Gravity	1.010		
Sediments	Absent		Absent
<u>CHEMICAL EXAMINATION</u>			
Protein (Albumin)	Absent		Absent
Sugar	Absent		Absent
Bile Salts	Absent		Absent
Bile Pigment	Absent		Absent
Ketone	Absent		Absent
Occult Blood	Absent		Absent
Nitrite	Absent		Absent
Leukocyte Esterase	Absent		Absent
Urobilinogen	Normal		Normal
<u>MICROSCOPIC EXAMINATION</u>			
Pus Cells	2-3	/hpf	Absent
Red Blood Cells	Absent	/hpf	Absent
Epithelial Cells	3-5	/hpf	Absent
Crystals	Absent		
Amorphous material	Absent		Absent
Casts	Absent		
Yeast	Absent		
Bacteria	Absent		

--- End of Report ---



DR. TEJAL BHATT
 MD. PATHOLOGIST

