

CHANDAN HEALTH CARE LTD.

90 SHYAM NAGAR MAHARAJGANGJI VARANASI-221008

NAME: SRI AVINASH KUMAR SINGH
 Age/Sex: 35/M
 Ref by: MEDICAL
 Indication:
 Medication:
 Intervention:


ID: 102912304
 HWID: 118102
 Recorded: 07/03/2024

TREADMILL TEST SUMMARY REPORT
 Protocol: BRUCE
 History: THYROID
 Medication1: TAB THYRONORM
 Medication2:
 Medication3:

PHASE	PHASE TIME	STAGE TIME	SPEED (KM/H)	GRADE (%)	H.R (BPM)	B.P. (mmHg)	RPP X100	S	ST LEVEL (MM) V2	V5	METS
SUPINE					87	130/86	113	0.7	1.4	0.8	
HYPERTENT	0:02	0:02			87	130/86	113	0.7	1.4	0.8	
WALKING					88	130/86	111	0.6	1.4	0.8	
STANDING					85	130/86	110	0.6	1.4	0.8	
STAGE 1	2:38	2:38	2.70	10.00	120	140/86	168	-0.2	0.7	0.4	4.80
STAGE 2	5:50	2:50	4.00	12.00	138	150/88	204	-0.8	0.7	0.1	7.10
EVENT	8:54	2:54	5.40	14.00	155	158/88	200	-1.5	0.3	-0.3	9.90
PEAK EXER	8:57	2:57			155	158/88	200	-1.5	0.3	-0.3	9.90
EVENT	0:30	0:30	0.00	0.00	150	156/88	204	-0.3	0.8	0.4	
EVENT	1:00	1:00	0.00	0.00	136	154/88	200	-0.1	0.8	0.5	
EVENT	2:01	2:01	0.00	0.00	130	150/88	195	-0.3	0.8	0.1	
RECOVERY	2:59	2:59	0.00	0.00	123	146/86	179	-0.8	0.4	0.1	

RESULTS
 Exercise Duration: 8:57 Minutes
 Max Heart Rate: 155 bpm - 89 % of target heart rate 185 bpm
 Max Blood Pressure: 158/88 mmHg
 Max Work Load: 9.97 METS
 Reason of Termination:

→ Baseline ECG is normal
 → No significant ST-T changes seen at peak exercise and recovery
 → TMT is negative for RMP

TMT is negative for RMP


Cardiologist
 Dr. Ankit Krishna
 M.B.B.S. MD. FRC
 Cardiologist
 F.M. No. 1234




Cardiac, NCA, Pk, 001-711-203190, Varanasi, Pin-221024

CHANDAN HEALTH CARE LTD.

CHANDAN HEALTH CARE LTD.

Mr. JAI AVINASH KUMAR SINGH
ID: 12345678
AGE/SEX: 35M
RECORD NO: 01/09/2024

RATE: 57 BPM
BP: 105/65 mmHg

SUPINE
PRETEST

ST: 10mm/mV
50ms PAPER

RAW ECG



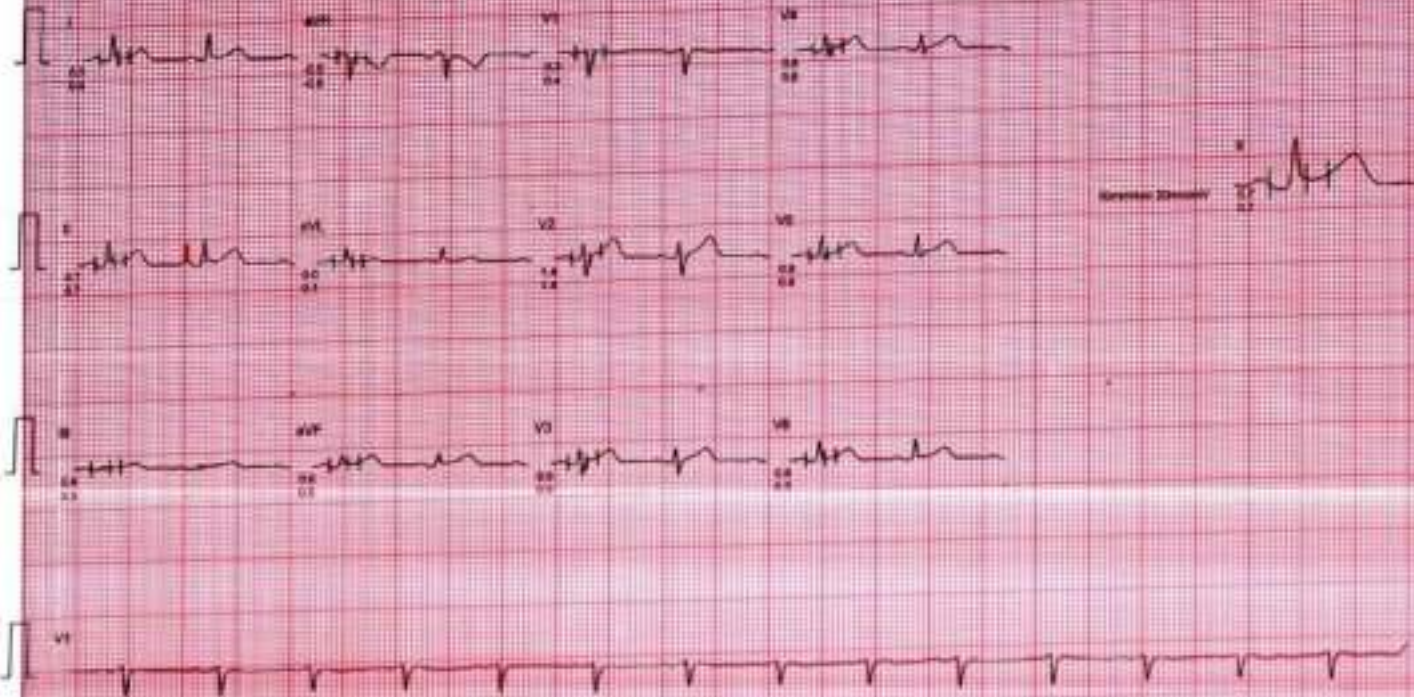
CHANDAN HEALTH CARE LTD.

Mr. MR. AJAY KUMAR SINGH
ID: 122012224
AGE/SEX: 35M
RECORDED: 07/03/2024

RATE: 87 BPM
BP: 100/60 mmHg

HYPERVENTILATION
PRETEST
STAGE TIME: 0:02

ST @ 10mm/mV
50ms/Sec
LINKED MEDIAN



CHANDAN HEALTH CARE LTD.

Mr. MR AVINASH KUMAR SINGH
ID: 123012324
AGE/SEX: 35M
RECORDID: 07/03/2024

RATE: 85 BPM
B.P.: 130/80 mmHg

STANBHO
PRETEST

ST @ 10mm/mV
50ms/Lead

LEADS: MEDIAN



CHANDAN HEALTH CARE LTD.

Mr. MR AVINASH KUMAR SINGH
ED : 123012324
AGE/SEX : 35/M
PRACTICEID : 07030024

RATE : 120 BPM
P.P. : 140256 mmHg

WIDE
EXERCISE 1
PHASE TIME : 2:59
STAGE TIME : 2:56

ST @ 10mm/mV
80% PostU
SPEED : 2.7 KHz/Sec
GRADE 10.0 %

LINKED MEDIA



CHANDAN HEALTH CARE LTD.

Mr. MR. AJITHKUMAR SINGH
I.D. : 122012304
AGE/SEX : 35/M
RECORDED - 07/03/2024

RATE : 136 BPM
S.P. : 150/98 mmHg

BRUCE
EXERCISE 2
PHASE TIME : 5:09
STAGE TIME : 2:59

ST @ 10min/V
30m Paced
SPEED : 4.0 Km/HR
GRADE : 12.5 %

LINE 01 MEDIAN



CHANDAN HEALTH CARE LTD.

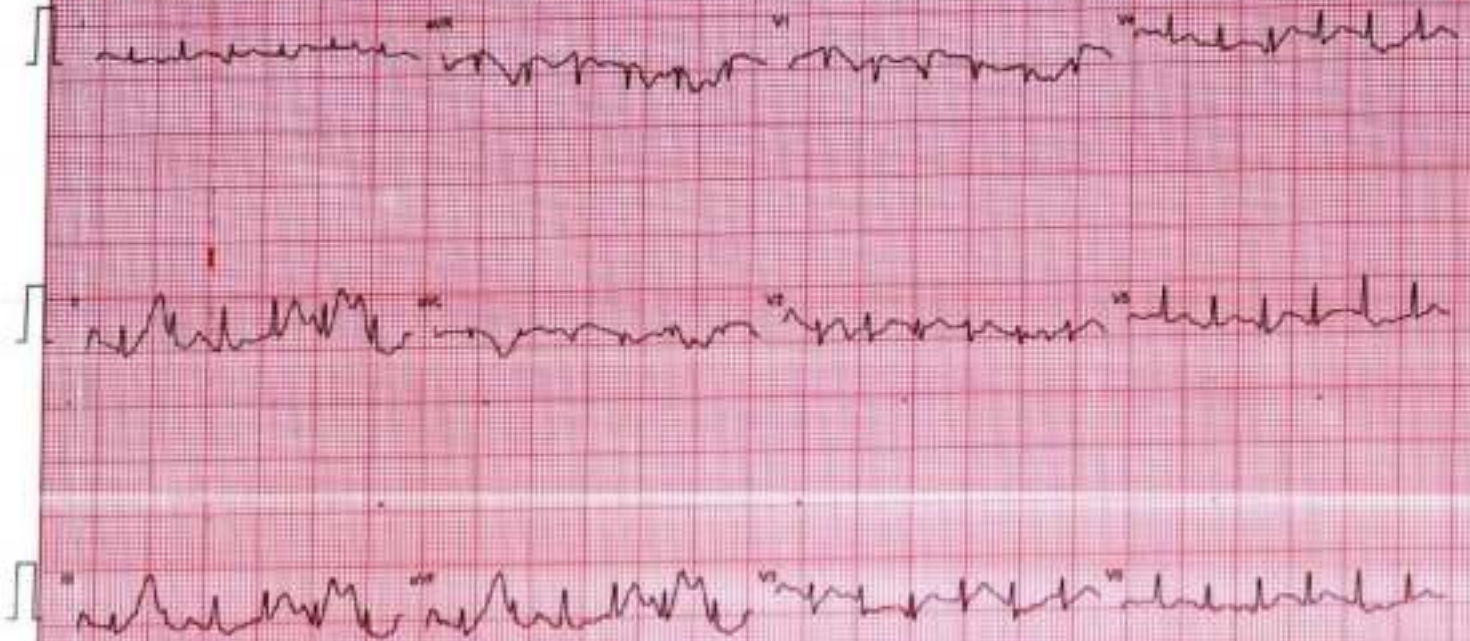
M. MURUGANESH KUMAR SINGH
ID: 120912324
AGE/SEX: 35/M
RECORDED: 07/03/2024

RATE: 105 BPM
B.P.: 100/88 mmHg

BRUCE
EXERCISE 3 (EVENT)
PHASE TIME: 8:54
STAGE TIME: 2:54

ST: 10min/07
SD: 0min/Postu
SPEED: 5.4 Km/Hr
GRADE: 14.0 %

SAWICCI



CHANDAN HEALTH CARE LTD.

Mr. MR ALIMACH KUMAR SINGH
ID: 12942234
AGE/SEX: 35M
RECORDED: 07/05/2024

RATE: 100 BPM
BP: 150/80 mmHg

BRUCE
PEAK EXER
PHASE TIME: 8:57
STAGE TIME: 2:57

ST: 10mph/ly
8000 PPMU
SPEED: 5.4 Km/h
GRADE: 4.0 %
MED: E.C.G.



CHANDAN HEALTH CARE LTD.

M: MR AVINASH KUMAR SINGH
ID: 123912324
AGE/SEX: 35M
RECORDED: 07/08/2024

RATE: 150 BPM
S.P.: 100/60 mmHg

DRUG:
RECOVERY EVENT:
PHASE TIME: 0:30

ST @ 10mm/mV
30mm/Post
SPEED: 0.05mm/Sec
GRADE: 0.0%

RAW ECG



CHANDAN HEALTH CARE LTD.

PA. MR. ALONASH KUMAR SINGH
I.D. - 12091204
AGE/SEX - 30M
RECORDED - 07/08/2014

RATE - 131 BPM
B.P. - 154/87 mmHg

BRUCE
RECOVERY (EVENT)
PHASE TIME - 1:00

ST @ 10mm/mV
80ms Post
SPEED - 0.0 Km/HR
GRADE - 0.0 %
6MW ECG



CHANDAN HEALTH CARE LTD.

Mr. MELAVINASH KUMAR SINGH
ID: 125912394
AGESEX 35M
RECORDED: 07/05/2024

RATE: 130 BPM
BP: 150/90 mmHg

BRUCE
RECOVERY (EVENT)
PHASE TIME: 2:01

ST 4 10mm/mV
50ms/Div
SPEED 0.050m/s
GAIN 0.5%

5W ECG



CHANDAN HEALTH CARE LTD.

Mr. MR AVINASH KUMAR GINOH
ID: 12364234
AGE/SEX: 35M
RECORDED: 07/05/2024

RATE: 103 BPM
B.P.: 140/88 mmHg

BRUCE
RECOVERY
PHASE TIME: 2:59

ST @ 10min/IV
@Circ PostJ
SPEED: 0.1250/100
GRADE: 0.0 %
LINKED MEDIAN





D63/6B-99, Shivaji Nagar Colony,
Mahmoorganj, Varanasi, Uttar Pradesh 221010,
India

Latitude

25.305362°

Longitude

82.979041°

LOCAL 08:52:53

GMT 03:22:53

THURSDAY 03.07.2024

ALTITUDE 37 METER



भारत सरकार

Government of India



अविनाश कुमार सिंह

Avinash Kumar Singh

जन्म तिथि/DOB: 20/04/1988

पुरुष/ MALE

3487 3832 9262



मेरा आधार, मेरी पहचान

Chandan Diagnostic

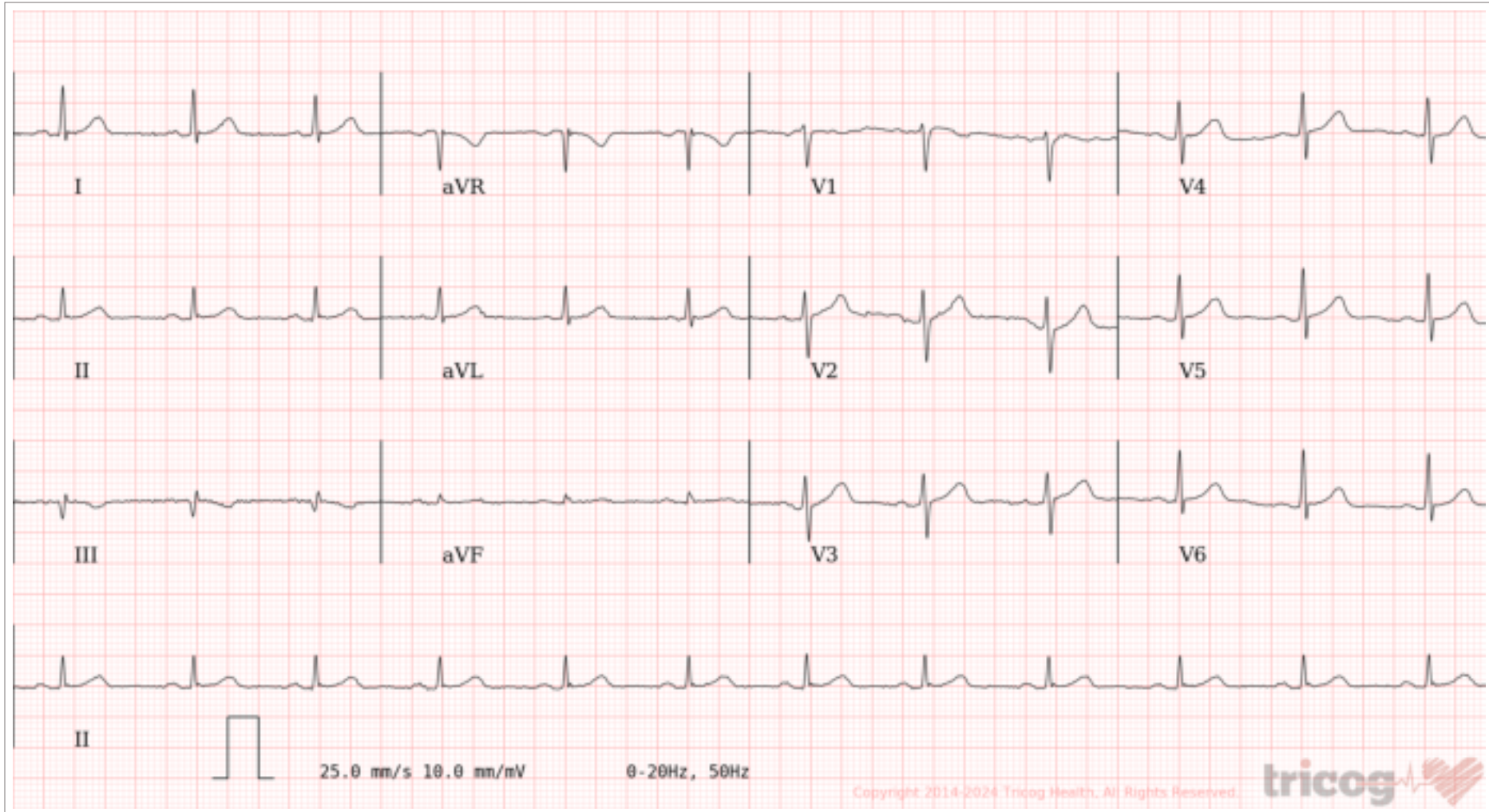



Age / Gender: 35/Male

Date and Time: 7th Mar 24 9:22 AM

Patient ID: CVAR0123912324

Patient Name: Mr.AVINASH KUMAR SINGH-289535



AR: 74bpm VR: 74bpm QRSD: 70ms QT: 366ms QTcB: 406ms PRI: 148ms P-R-T: 36° 24° 20°

ECG Within Normal Limits: Sinus Rhythm. Please correlate clinically.

AUTHORIZED BY

Dr. Charit
MD, DM: Cardiology

REPORTED BY

Dr Prathima S.K

Disclaimer: Analysis in this report is based on ECG alone and should only be used as an adjunct to clinical history, symptoms and results of other invasive and non-invasive tests and must be interpreted by a qualified physician.

63382

CHANDAN DIAGNOSTIC CENTRE

Name of Company: Mediwheel

Name of Executive: Avinabh Kumar Singh

Date of Birth: 20/04/1988

Sex: Male / Female

Height: 178 CMs

Weight: 102 KGs

BMI (Body Mass Index): 32.2

Chest (Expiration / Inspiration) 114 / 122 CMs

Abdomen: 113 CMs

Blood Pressure: 130 / 86 mm/Hg

Pulse: 85 BPM - Regular / Irregular

Ident Mark: Cut Mark on Right Side Neck

Any Allergies: No

Vertigo: No

Any Medications: Taking Medication for Thyroid - 34 years (Tab - THYRONOR))

Any Surgical History: No

Habits of alcoholism/smoking/tobacco: No

Chief Complaints if any: No

Lab Investigation Reports: No

Eye Check up vision & Color vision: Normal E Power Glasses - 20 years

Left eye: Normal } - 3.5 D

Right eye: Normal } - 3.5 D



CHANDAN DIAGNOSTIC CENTRE

Add: 99, Shivaji Nagar Mahmoorganj, Varanasi
Ph: 9235447795,0542-3500227
CIN : U85110DL2003PLC308206



Patient Name	: Mr.AVINASH KUMAR SINGH-289535	Registered On	: 07/Mar/2024 08:33:08
Age/Gender	: 35 Y 10 M 17 D /M	Collected	: 07/Mar/2024 09:21:38
UHID/MR NO	: CVAR.0000048336	Received	: 07/Mar/2024 09:40:30
Visit ID	: CVAR0123912324	Reported	: 07/Mar/2024 10:59:21
Ref Doctor	: Dr.MEDIWHEEL VNS -	Status	: Final Report

DEPARTMENT OF HAEMATOLOGY

MEDIWHEEL BANK OF BARODA MALE ABOVE 40 YRS

Test Name	Result	Unit	Bio. Ref. Interval	Method
-----------	--------	------	--------------------	--------

Blood Group (ABO & Rh typing) * , Blood

Blood Group	AB			ERYTHROCYTE MAGNETIZED TECHNOLOGY / TUBE AGGLUTINA
Rh (Anti-D)	POSITIVE			ERYTHROCYTE MAGNETIZED TECHNOLOGY / TUBE AGGLUTINA

Complete Blood Count (CBC) * , Whole Blood

Haemoglobin	14.40	g/dl	1 Day- 14.5-22.5 g/dl 1 Wk- 13.5-19.5 g/dl 1 Mo- 10.0-18.0 g/dl 3-6 Mo- 9.5-13.5 g/dl 0.5-2 Yr- 10.5-13.5 g/dl 2-6 Yr- 11.5-15.5 g/dl 6-12 Yr- 11.5-15.5 g/dl 12-18 Yr 13.0-16.0 g/dl Male- 13.5-17.5 g/dl Female- 12.0-15.5 g/dl	
TLC (WBC)	8,900.00	/Cu mm	4000-10000	ELECTRONIC IMPEDANCE
DLC				
Polymorphs (Neutrophils)	65.00	%	55-70	ELECTRONIC IMPEDANCE
Lymphocytes	25.00	%	25-40	ELECTRONIC IMPEDANCE
Monocytes	3.00	%	3-5	ELECTRONIC IMPEDANCE
Eosinophils	7.00	%	1-6	ELECTRONIC IMPEDANCE
Basophils	0.00	%	<1	ELECTRONIC IMPEDANCE
ESR				
Observed	10.00	Mm for 1st hr.		
Corrected	6.00	Mm for 1st hr.	<9	
PCV (HCT)	41.00	%	40-54	
Platelet count				
Platelet Count	2.7	LACS/cu mm	1.5-4.0	ELECTRONIC IMPEDANCE/MICROSCOPIC
PDW (Platelet Distribution width)	nr	fL	9-17	ELECTRONIC IMPEDANCE
P-LCR (Platelet Large Cell Ratio)	nr	%	35-60	ELECTRONIC IMPEDANCE





CHANDAN DIAGNOSTIC CENTRE

Add: 99, Shivaji Nagar Mahmoorganj, Varanasi
Ph: 9235447795,0542-3500227
CIN : U85110DL2003PLC308206



Patient Name	: Mr.AVINASH KUMAR SINGH-289535	Registered On	: 07/Mar/2024 08:33:08
Age/Gender	: 35 Y 10 M 17 D /M	Collected	: 07/Mar/2024 09:21:38
UHID/MR NO	: CVAR.0000048336	Received	: 07/Mar/2024 09:40:30
Visit ID	: CVAR0123912324	Reported	: 07/Mar/2024 10:59:21
Ref Doctor	: Dr.MEDIWHEEL VNS -	Status	: Final Report

DEPARTMENT OF HAEMATOLOGY

MEDIWHEEL BANK OF BARODA MALE ABOVE 40 YRS

Test Name	Result	Unit	Bio. Ref. Interval	Method
PCT (Platelet Hematocrit)	nr	%	0.108-0.282	ELECTRONIC IMPEDANCE
MPV (Mean Platelet Volume)	nr	fL	6.5-12.0	ELECTRONIC IMPEDANCE
RBCCount				
RBC Count	4.29	Mill./cu mm	4.2-5.5	ELECTRONIC IMPEDANCE
Blood Indices (MCV, MCH, MCHC)				
MCV	95.60	fl	80-100	CALCULATED PARAMETER
MCH	33.60	pg	28-35	CALCULATED PARAMETER
MCHC	35.10	%	30-38	CALCULATED PARAMETER
RDW-CV	13.60	%	11-16	ELECTRONIC IMPEDANCE
RDW-SD	50.20	fL	35-60	ELECTRONIC IMPEDANCE
Absolute Neutrophils Count	5,785.00	/cu mm	3000-7000	
Absolute Eosinophils Count (AEC)	623.00	/cu mm	40-440	

S.N. Sinha
Dr.S.N. Sinha (MD Path)





CHANDAN DIAGNOSTIC CENTRE

Add: 99, Shivaji Nagar Mahmoorganj, Varanasi
Ph: 9235447795,0542-3500227
CIN : U85110DL2003PLC308206



Patient Name	: Mr.AVINASH KUMAR SINGH-289535	Registered On	: 07/Mar/2024 08:33:10
Age/Gender	: 35 Y 10 M 17 D /M	Collected	: 07/Mar/2024 09:21:38
UHID/MR NO	: CVAR.0000048336	Received	: 07/Mar/2024 09:40:30
Visit ID	: CVAR0123912324	Reported	: 07/Mar/2024 11:07:30
Ref Doctor	: Dr.MEDIWHEEL VNS -	Status	: Final Report

DEPARTMENT OF BIOCHEMISTRY

MEDIWHEEL BANK OF BARODA MALE ABOVE 40 YRS

Test Name	Result	Unit	Bio. Ref. Interval	Method
-----------	--------	------	--------------------	--------

GLUCOSE FASTING , Plasma

Glucose Fasting	102.80	mg/dl	< 100 Normal 100-125 Pre-diabetes ≥ 126 Diabetes	GOD POD
-----------------	--------	-------	--	---------

Interpretation:

- Kindly correlate clinically with intake of hypoglycemic agents, drug dosage variations and other drug interactions.
- A negative test result only shows that the person does not have diabetes at the time of testing. It does not mean that the person will never get diabetes in future, which is why an Annual Health Check up is essential.
- I.G.T = Impaired Glucose Tolerance.

BUN (Blood Urea Nitrogen) Sample: Serum	10.20	mg/dL	7.0-23.0	CALCULATED
Creatinine Sample: Serum	1.20	mg/dl	0.6-1.30	MODIFIED JAFFES
Uric Acid Sample: Serum	5.60	mg/dl	3.4-7.0	URICASE
LFT (WITH GAMMA GT) * , Serum				
SGOT / Aspartate Aminotransferase (AST)	19.40	U/L	< 35	IFCC WITHOUT P5P
SGPT / Alanine Aminotransferase (ALT)	12.60	U/L	< 40	IFCC WITHOUT P5P
Gamma GT (GGT)	15.90	IU/L	11-50	OPTIMIZED SZAZING
Protein	6.30	gm/dl	6.2-8.0	BIURET
Albumin	3.80	gm/dl	3.4-5.4	B.C.G.
Globulin	2.50	gm/dl	1.8-3.6	CALCULATED
A:G Ratio	1.52		1.1-2.0	CALCULATED
Alkaline Phosphatase (Total)	68.40	U/L	42.0-165.0	IFCC METHOD
Bilirubin (Total)	0.60	mg/dl	0.3-1.2	JENDRASSIK & GROF
Bilirubin (Direct)	0.20	mg/dl	< 0.30	JENDRASSIK & GROF
Bilirubin (Indirect)	0.40	mg/dl	< 0.8	JENDRASSIK & GROF

LIPID PROFILE (MINI) , Serum

Cholesterol (Total)	173.00	mg/dl	<200 Desirable 200-239 Borderline High	CHOD-PAP
---------------------	--------	-------	---	----------





CHANDAN DIAGNOSTIC CENTRE

Add: 99, Shivaji Nagar Mahmoorganj, Varanasi
Ph: 9235447795,0542-3500227
CIN : U85110DL2003PLC308206



Patient Name	: Mr.AVINASH KUMAR SINGH-289535	Registered On	: 07/Mar/2024 08:33:10
Age/Gender	: 35 Y 10 M 17 D /M	Collected	: 07/Mar/2024 09:21:38
UHID/MR NO	: CVAR.0000048336	Received	: 07/Mar/2024 09:40:30
Visit ID	: CVAR0123912324	Reported	: 07/Mar/2024 11:07:30
Ref Doctor	: Dr.MEDIWHEEL VNS -	Status	: Final Report

DEPARTMENT OF BIOCHEMISTRY

MEDIWHEEL BANK OF BARODA MALE ABOVE 40 YRS

Test Name	Result	Unit	Bio. Ref. Interval	Method
HDL Cholesterol (Good Cholesterol)	54.70	mg/dl	> 240 High 30-70	DIRECT ENZYMATIC
LDL Cholesterol (Bad Cholesterol)	95	mg/dl	< 100 Optimal 100-129 Nr. Optimal/Above Optimal 130-159 Borderline High 160-189 High > 190 Very High	CALCULATED
VLDL	23.66	mg/dl	10-33	CALCULATED
Triglycerides	118.30	mg/dl	< 150 Normal 150-199 Borderline High 200-499 High >500 Very High	GPO-PAP

S.N. Sinha
Dr.S.N. Sinha (MD Path)





CHANDAN DIAGNOSTIC CENTRE

Add: 99, Shivaji Nagar Mahmoorganj, Varanasi
Ph: 9235447795, 0542-3500227
CIN : U85110DL2003PLC308206



Patient Name	: Mr.AVINASH KUMAR SINGH-289535	Registered On	: 07/Mar/2024 08:33:09
Age/Gender	: 35 Y 10 M 17 D /M	Collected	: 07/Mar/2024 09:21:38
UHID/MR NO	: CVAR.0000048336	Received	: 07/Mar/2024 09:40:30
Visit ID	: CVAR0123912324	Reported	: 07/Mar/2024 11:23:30
Ref Doctor	: Dr.MEDIWHEEL VNS -	Status	: Final Report

DEPARTMENT OF CLINICAL PATHOLOGY

MEDIWHEEL BANK OF BARODA MALE ABOVE 40 YRS

Test Name	Result	Unit	Bio. Ref. Interval	Method
-----------	--------	------	--------------------	--------

URINE EXAMINATION, ROUTINE* , Urine

Color	PALE YELLOW			
Specific Gravity	1.030			
Reaction PH	Acidic (6.5)			DIPSTICK
Appearance	CLEAR			
Protein	ABSENT	mg %	< 10 Absent 10-40 (+) 40-200 (++) 200-500 (+++) > 500 (++++)	DIPSTICK
Sugar	ABSENT	gms%	< 0.5 (+) 0.5-1.0 (++) 1-2 (+++) > 2 (++++)	DIPSTICK
Ketone	ABSENT	mg/dl	0.1-3.0	BIOCHEMISTRY
Bile Salts	ABSENT			
Bile Pigments	ABSENT			
Bilirubin	ABSENT			DIPSTICK
Leucocyte Esterase	ABSENT			DIPSTICK
Urobilinogen(1:20 dilution)	ABSENT			
Nitrite	ABSENT			DIPSTICK
Blood	ABSENT			DIPSTICK
Microscopic Examination:				
Epithelial cells	2-3/h.p.f			MICROSCOPIC EXAMINATION
Pus cells	2-4/h.p.f			
RBCs	ABSENT			MICROSCOPIC EXAMINATION
Cast	ABSENT			
Crystals	ABSENT			MICROSCOPIC EXAMINATION
Others	ABSENT			

SUGAR, FASTING STAGE* , Urine

Sugar, Fasting stage	ABSENT	gms%
----------------------	--------	------

Interpretation:





CHANDAN DIAGNOSTIC CENTRE

Add: 99, Shivaji Nagar Mahmoorganj, Varanasi
Ph: 9235447795, 0542-3500227
CIN : U85110DL2003PLC308206



Patient Name	: Mr.AVINASH KUMAR SINGH-289535	Registered On	: 07/Mar/2024 08:33:09
Age/Gender	: 35 Y 10 M 17 D /M	Collected	: 07/Mar/2024 09:21:38
UHID/MR NO	: CVAR.0000048336	Received	: 07/Mar/2024 09:40:30
Visit ID	: CVAR0123912324	Reported	: 07/Mar/2024 11:23:30
Ref Doctor	: Dr.MEDIWHEEL VNS -	Status	: Final Report

DEPARTMENT OF CLINICAL PATHOLOGY

MEDIWHEEL BANK OF BARODA MALE ABOVE 40 YRS

Test Name	Result	Unit	Bio. Ref. Interval	Method
-----------	--------	------	--------------------	--------

- (+) < 0.5
- (++) 0.5-1.0
- (+++) 1-2
- (++++) > 2



S.N. Sinha
Dr.S.N. Sinha (MD Path)





CHANDAN DIAGNOSTIC CENTRE

Add: 99, Shivaji Nagar Mahmoorganj, Varanasi
Ph: 9235447795, 0542-3500227
CIN : U85110DL2003PLC308206



Patient Name	: Mr.AVINASH KUMAR SINGH-289535	Registered On	: 07/Mar/2024 08:33:09
Age/Gender	: 35 Y 10 M 17 D /M	Collected	: 07/Mar/2024 09:21:38
UHID/MR NO	: CVAR.0000048336	Received	: 07/Mar/2024 09:40:30
Visit ID	: CVAR0123912324	Reported	: 07/Mar/2024 12:18:25
Ref Doctor	: Dr.MEDIWHEEL VNS -	Status	: Final Report

DEPARTMENT OF IMMUNOLOGY

MEDIWHEEL BANK OF BARODA MALE ABOVE 40 YRS

Test Name	Result	Unit	Bio. Ref. Interval	Method
-----------	--------	------	--------------------	--------

THYROID PROFILE - TOTAL * , Serum

T3, Total (tri-iodothyronine)	84.67	ng/dl	84.61–201.7	CLIA
T4, Total (Thyroxine)	4.90	ug/dl	3.2-12.6	CLIA
TSH (Thyroid Stimulating Hormone)	4.600	μIU/mL	0.27 - 5.5	CLIA

Interpretation:

0.3-4.5	μIU/mL	First Trimester
0.5-4.6	μIU/mL	Second Trimester
0.8-5.2	μIU/mL	Third Trimester
0.5-8.9	μIU/mL	Adults 55-87 Years
0.7-27	μIU/mL	Premature 28-36 Week
2.3-13.2	μIU/mL	Cord Blood > 37Week
0.7-64	μIU/mL	Child(21 wk - 20 Yrs.)
1-39	μIU/mL	Child 0-4 Days
1.7-9.1	μIU/mL	Child 2-20 Week

- 1) Patients having low T3 and T4 levels but high TSH levels suffer from primary hypothyroidism, cretinism, juvenile myxedema or autoimmune disorders.
- 2) Patients having high T3 and T4 levels but low TSH levels suffer from Grave's disease, toxic adenoma or sub-acute thyroiditis.
- 3) Patients having either low or normal T3 and T4 levels but low TSH values suffer from iodine deficiency or secondary hypothyroidism.
- 4) Patients having high T3 and T4 levels but normal TSH levels may suffer from toxic multinodular goiter. This condition is mostly a symptomatic and may cause transient hyperthyroidism but no persistent symptoms.
- 5) Patients with high or normal T3 and T4 levels and low or normal TSH levels suffer either from T3 toxicosis or T4 toxicosis respectively.
- 6) In patients with non thyroidal illness abnormal test results are not necessarily indicative of thyroidism but may be due to adaptation to the catabolic state and may revert to normal when the patient recovers.
- 7) There are many drugs for eg. Glucocorticoids, Dopamine, Lithium, Iodides, Oral radiographic dyes, etc. which may affect the thyroid function tests.
- 8) Generally when total T3 and total T4 results are indecisive then Free T3 and Free T4 tests are recommended for further confirmation along with TSH levels.

S.N. Sinha
Dr.S.N. Sinha (MD Path)





CHANDAN DIAGNOSTIC CENTRE

Add: 99, Shivaji Nagar Mahmoorganj, Varanasi
Ph: 9235447795, 0542-3500227
CIN : U85110DL2003PLC308206



Patient Name	: Mr.AVINASH KUMAR SINGH-289535	Registered On	: 07/Mar/2024 08:33:11
Age/Gender	: 35 Y 10 M 17 D /M	Collected	: N/A
UHID/MR NO	: CVAR.0000048336	Received	: N/A
Visit ID	: CVAR0123912324	Reported	: 07/Mar/2024 13:04:23
Ref Doctor	: Dr.MEDIWHEEL VNS -	Status	: Final Report

DEPARTMENT OF X-RAY

MEDIWHEEL BANK OF BARODA MALE ABOVE 40 YRS

X-RAY DIGITAL CHEST PA *

X-Ray Digital Chest P.A. View

- Lung fields are clear.
- Pleural spaces are clear.
- Both hilar shadows appear normal.
- Trachea and carina appear normal.
- Heart size within normal limits.
- Both the diaphragms appear normal.
- Soft tissues and Bony cage appear normal.

IMPRESSION

*** NO OBVIOUS DETECTABLE ABNORMALITY SEEN**


Dr Raveesh Chandra Roy (MD-Radio)





CHANDAN DIAGNOSTIC CENTRE

Add: 99, Shivaji Nagar Mahmoorganj, Varanasi
Ph: 9235447795, 0542-3500227
CIN : U85110DL2003PLC308206



Patient Name	: Mr.AVINASH KUMAR SINGH-289535	Registered On	: 07/Mar/2024 08:33:11
Age/Gender	: 35 Y 10 M 17 D /M	Collected	: N/A
UHID/MR NO	: CVAR.0000048336	Received	: N/A
Visit ID	: CVAR0123912324	Reported	: 07/Mar/2024 09:13:44
Ref Doctor	: Dr.MEDIWHEEL VNS -	Status	: Final Report

DEPARTMENT OF ULTRASOUND

MEDIWHEEL BANK OF BARODA MALE ABOVE 40 YRS

ULTRASOUND WHOLE ABDOMEN (UPPER & LOWER) *

WHOLE ABDOMEN ULTRASONOGRAPHY REPORT

LIVER

- The liver measuring **14.1 cm in midclavicular line. Mild diffuse increase in liver echogenicity noted.** No focal lesion is seen.

PORTAL SYSTEM

- The intra hepatic portal channels are normal.
- Portal vein is (**11.3 mm in caliber**) not dilated.
- Porta hepatis is normal.

BILIARY SYSTEM

- The intra-hepatic biliary radicles are normal.
- Common bile duct is (**3.8 mm in caliber**) not dilated.
- The gall bladder is normal in size and has regular walls. Lumen of the gall bladder is anechoic.

PANCREAS

- The pancreas is normal in size and shape and has a normal homogenous echotexture. Pancreatic duct is not dilated.

KIDNEYS

- **Right kidney:-**
 - Right kidney is normal in size, measuring ~ **9.5 x 5.0 cms.**
 - Cortical echogenicity is normal. Pelvicalyceal system is not dilated.
 - Cortico-medullary demarcation is maintained. Parenchymal thickness appear normal.
- **Left kidney:-**
 - Left kidney is normal in size, measuring ~ **10.7 x 5.0 cms.**
 - Cortical echogenicity is normal. Pelvicalyceal system is not dilated.
 - Cortico-medullary demarcation is maintained. Parenchymal thickness appear normal.

SPLEEN

- The spleen is normal in size (~ **8.4 cm in its long axis**) and has a normal homogenous echotexture.





CHANDAN DIAGNOSTIC CENTRE

Add: 99, Shivaji Nagar Mahmoorganj, Varanasi
Ph: 9235447795, 0542-3500227
CIN : U85110DL2003PLC308206



Patient Name	: Mr.AVINASH KUMAR SINGH-289535	Registered On	: 07/Mar/2024 08:33:11
Age/Gender	: 35 Y 10 M 17 D /M	Collected	: N/A
UHID/MR NO	: CVAR.0000048336	Received	: N/A
Visit ID	: CVAR0123912324	Reported	: 07/Mar/2024 09:13:44
Ref Doctor	: Dr.MEDIWHEEL VNS -	Status	: Final Report

DEPARTMENT OF ULTRASOUND

MEDIWHEEL BANK OF BARODA MALE ABOVE 40 YRS

ILIAC FOSSAE & PERITONEUM

- Scan over the iliac fossae does not reveal any fluid collection or large mass.

URETERS

- The upper parts of both the ureters are normal.
- Bilateral vesicoureteric junctions are normal.

URINARY BLADDER

- The urinary bladder is **partially filled**. Bladder wall is normal in thickness and regular.
- **Pre-void urine volume is ~ 32 cc.**

PROSTATE

- The prostate gland is normal in size (~ **31 x 33 x 29 mm / 16 gms**) and normal in echotexture with smooth outline. No median lobe indentation is seen.

FINAL IMPRESSION:-

- **FATTY LIVER GRADE I**
- **REST OF THE ABDOMINAL ORGANS ARE NORMAL**

Adv : Clinico-pathological-correlation /further evaluation & Follow up

*** End Of Report ***

Result/s to Follow:

STOOL, ROUTINE EXAMINATION, GLUCOSE PP, SUGAR, PP STAGE, GLYCOSYLATED HAEMOGLOBIN (HBA1C), ECG / EKG, PSA (Prostate Specific Antigen), Total, Tread Mill Test (TMT)




Dr Raveesh Chandra Roy (MD-Radio)

This report is not for medico legal purpose. If clinical correlation is not established, kindly repeat the test at no additional cost within seven days.

Facilities: Pathology, Bedside Sample Collection, Health Check-ups, Digital X-Ray, ECG (Bedside also), Allergy Testing, Test And Health Check-ups, Ultrasonography, Sonomammography, Bone Mineral Density (BMD), Doppler Studies, 2D Echo, CT Scan, MRI, Blood Bank, TMT, EEG, PFT, OPG, Endoscopy, Digital Mammography, Electromyography (EMG), Nerve Conduction Velocity (NCV), Audiometry, Brainstem Evoked Response Audiometry (BERA), Colonoscopy, Ambulance Services, Online Booking Facilities for Diagnostics, Online Report Viewing *
365 Days Open *Facilities Available at Select Location



CHANDAN DIAGNOSTIC CENTRE


Near vision: 2/6
Far vision: 6/6
Dental check up: Normal
ENT Check up: Normal
Eye Check-up: Normal

Final impression-

Certified that I examined Avinash Kumar Singh
S/o or D/o is presently in good
health and free from any cardio-respiratory/communicable
ailment, he/~~she~~ is **Fit / Unfit** to join any organization.


Client Signature: -

Dr. R.C. ROY
MBBS., MD. (Radio Diagnosis)
Reg. No.-26918


.....
Signature of Medical Examiner

Chandan Diagnostic Centre
99, Shivaji Nagar, Mahmorgar
Varanasi-221010 (U.P.)
Phone No. - 0522-222222

Name & Qualification - Dr. R. C. ROY
(MBBS, MD)

Date - 07/03/2024
Place - VARANASI



9 Avinash Kumar Singh don't want to give
Stool test and Glucose-PP to my own
wish

Avinash Kumar Singh
07/03/24

R

Dr. R.C. ROY
MBBS., MD. (Radio Diagnosis)
Reg. No.-25915

Chandan Diagnostic Center
99, Shivaji Nagar, Mahmooorganj
Varanasi-221010 (U.P.)
Phone No. +0549.2223232