



APEX HOSPITALS MULUND

A Superspeciality Hospital

ALL
CASHLESS
FACILITY

Veena Nagar Phase II, Tulsi Pipe Line Road,
Near Swapna Nagri Road, Mulund (W) Mumbai 400 080.
email: info@apexhospitals.in | www.apexgroupofhospitals.com



Tele.:
022-41624000 (100 Lines)

Pt Name - Chitrangsh Nigam

17/5/24

Age - 23/m

K/E/O - No - HTN / DM or any cardiac
illness.

cl - No Any major complaint

OE - BP - 130/70 mmHg

PR - 80/m

SPO₂ - 99%

Tem - Afebr

SE - RS | NAD
CVS
CN

BMI -

HT - 175 cm

wt - 94 kg

| 30.7% over wt



Veena Nagar Phase II, Tulsi Pipe Line Road,
Near Swapna Nagri Road, Mulund (W) Mumbai 400 080.
email: info@apexhospitals.in | www.apexgroupofhospitals.com



Tele.: 022-41624000 (100 Lines)

DEPARTMENT OF LABORATORY SCIENCES

| | | | | |
|----------------------|---------------------|-----------------------|-------------------|--|
| Patient Name | Mr. CHITRANSH NIGAM | LabNo | 1522 | |
| UHID/IP No | 120065742 / 489 | Sample Date | 17/05/2024 8:39PM | |
| Age/Gender | 23 Yrs/Male | Receiving Date | 17/05/2024 8:52PM | |
| Bed No/Ward | OPD | Report Date | 17/05/2024 8:58PM | |
| Prescribed By | BALBIR SINGH | Report Status | Final | |

HAEMATOLOGY

| Test Name | Result | Unit | Biological Ref. Range | Method |
|---|--------------------------|---------------------|-----------------------|----------------|
| COMPLETE BLOOD COUNT(CBC) EDTA WHOLE BLOOD | | | | |
| Sample: W. B. EDTA | | | | |
| Haemoglobin Estimation (Hb) | 14.4 | gm/dl | 12.0 - 17.0 | SLS- Hb Method |
| RBC Count (Red Blood Cell) | 4.85 | 10 ⁶ /uL | 4.70 - 6.50 | |
| PCV (Haematocrit) | 42.4 | % | 42.0 - 52.0 | |
| MCV | 87.42 | fl | 78 - 95 | Calculated |
| MCH | 29.69 | pg | 26 - 31 | Calculated |
| MCHC | 33.96 | gm/dl | 30 - 36 | Calculated |
| RDW | 15.4 | % | 11.0 - 16.0 | Calculated |
| Total Leukocyte Count (TLC) | 8600 | cells/cu.mm | 4000.0 - 11000.0 | |
| Neutrophil % | 55 | % | 40 - 75 | |
| Lymphocyte % | 40 | % | 20 - 45 | |
| Eosinophil % | 02 | % | 0 - 6 | |
| Monocytes % | 03 | % | 1 - 10 | |
| Basophil % | 00 | % | 0 - 2 | |
| WBCs Morphology | No Abnormality Detected | | | |
| RBCs Morphology | Normochromic, Normocytic | | | |
| Platelet Count | 365 | 10 ³ /uL | 150 - 450 | DC Detection |
| Platelets Morphology | Adequate on smear | | | |
| MPV | 7.5 | fl | 7 - 12 | |
| ERYTHROCYTE SEDIMENTATION RATE (ESR) | | | | |
| Sample: W. B. EDTA | | | | |
| ESR (Erythrocyte Sed.Rate) | 17 | mm/hr | < 20 | Westergren |

--End Of Report--

Dr. Hrishikesh N Chevle


Veena Nagar Phase II, Tulsi Pipe Line Road,
Near Swapna Nagri Road, Mulund (W) Mumbai 400 080.
email: info@apexhospitals.in | www.apexgroupofhospitals.com

visit website
googlemap



Tele.:
022-41624000 (100 Lines)

DEPARTMENT OF LABORATORY SCIENCES

| | | | | |
|----------------------|---------------------|-----------------------|-------------------|---|
| Patient Name | Mr. CHITRANSH NIGAM | LabNo | 1522 |  |
| UHID/IP No | 120065742 / 489 | Sample Date | 17/05/2024 8:39PM | |
| Age/Gender | 23 Yrs/Male | Receiving Date | 17/05/2024 8:52PM | |
| Bed No/Ward | OPD | Report Date | 17/05/2024 8:58PM | |
| Prescribed By | BALBIR SINGH | Report Status | Final | |

IMMUNO-HAEMATOLOGY

| Test Name | Result | Unit | Biological Ref. Range | Method |
|--------------------------|-----------------|------|-----------------------|--------|
| BLOOD GROUPING | | | | |
| Sample: W. B. EDTA | | | | |
| Blood Group (ABO and Rh) | "O" RH Positive | | | |

--End Of Report--



Dr. Hrishikesh N Chevle



Where Healing & Care Comes Naturally

APEX HOSPITALS MULUND

A Superspeciality Hospital

Veena Nagar Phase II, Tulsi Pipe Line Road,
Near Swapna Nagri Road, Mulund (W) Mumbai 400 080.
email: info@apexhospitals.in | www.apexgroupofhospitals.com



Tele.:
022-41624000

DEPARTMENT OF LABORATORY SCIENCES

| | | | |
|----------------------|---------------------|-----------------------|-------------------|
| Patient Name | Mr. CHITRANSH NIGAM | LabNo | 1522 |
| UHID/IP No | 120065742 / 489 | Sample Date | 17/05/2024 8:39PM |
| Age/Gender | 23 Yrs/Male | Receiving Date | 17/05/2024 8:52PM |
| Bed No/Ward | OPD | Report Date | 17/05/2024 8:58PM |
| Prescribed By | BALBIR SINGH | Report Status | Final |



SERUM CREATININE

Sample: Serum

Creatinine 0.78 mg/dl 0.70 - 1.40

SGPT (ALT)

Sample: Serum

SGPT (ALT) 52.8

--End Of Report--


Dr. Hrishikesh N chevle



Where Healing & Care Comes Naturally

APEX HOSPITALS MULUND

A Superspeciality Hospital

CAS
FAC

Veena Nagar Phase II, Tulsi Pipe Line Road,
Near Swapna Nagri Road, Mulund (W) Mumbai 400 080.
email: info@apexhospitals.in | www.apexgroupofhospitals.com



Tele.:
022-41624000 (10)

DEPARTMENT OF LABORATORY SCIENCES

| | | | | |
|----------------------|---------------------|-----------------------|-------------------|--|
| Patient Name | Mr. CHITRANSH NIGAM | LabNo | 1522 | |
| UHID/IP No | 120065742 / 489 | Sample Date | 17/05/2024 8:39PM | |
| Age/Gender | 23 Yrs/Male | Receiving Date | 17/05/2024 8:52PM | |
| Bed No/Ward | OPD | Report Date | 17/05/2024 8:58PM | |
| Prescribed By | BALBIR SINGH | Report Status | Final | |

BIOCHEMISTRY

| Test Name | Result | Unit | Biological Ref. Range | Method |
|----------------------------------|---------------|-------|-----------------------|------------------------------|
| BILIRUBIN TOTAL | | | | |
| Bilirubin Total (TBil) | 1.53 H | mg/dl | 0.30 - 1.30 | Diphenylamine Diazonium Salt |
| Bilirubin Direct (Dbil) | 0.86 H | mg/dl | 0.00 - 0.50 | |
| Bilirubin indirect | 0.67 | mg/dl | 0 - 1 | |
| BUN (BLOOD UREA NITROGEN) | | | | |
| Sample: Serum | | | | |
| UREA | 25.1 | mg/dl | 10 - 50 | CDC Urease, Colorimetric |
| BUN - Blood Urea Nitrogen | 11.73 | mg/dl | | |
| GLUCOSE (PP) | | | | |
| Sample: Fl. Plasma | | | | |
| Blood Sugar(2 Hours PP) | 115.6 | | | |
| Urine PP Sugar | SNR | | | |
| Urine PP Ketone | SNR | | | |

Note: An individual may show higher fasting glucose level in comparison to post prandial glucose level due to following reasons :
The glycaemic index and response to food consumed, changes in body composition, Increased insulin response and sensitivity, Alimentary hypoglycemia, Renal glycosuria, Effect of oral hypoglycaemics & Insulin treatment.

GLUCOSE (FASTING)

| | |
|-------------------------------------|------|
| Sample: Fl. Plasma | |
| Glucose (Fasting Blood Sugar / FBS) | 86.3 |
| Urine Fasting Sugar | SNR |
| Urine Fasting Ketone | SNR |

Dr. Hrishikesh N Chevle



Where Healing & Care Comes Naturally

APEX HOSPITALS MULUND

A Superspeciality Hospital

ALL CASHLESS FACILITY

Veena Nagar Phase II, Tulsi Pipe Line Road,
Near Swapna Nagri Road, Mulund (W) Mumbai 400 080.
email: info@apexhospitals.in | www.apexgroupofhospitals.com

visit website



Tele.:
022-41624000 (100 Lines)

DEPARTMENT OF LABORATORY SCIENCES

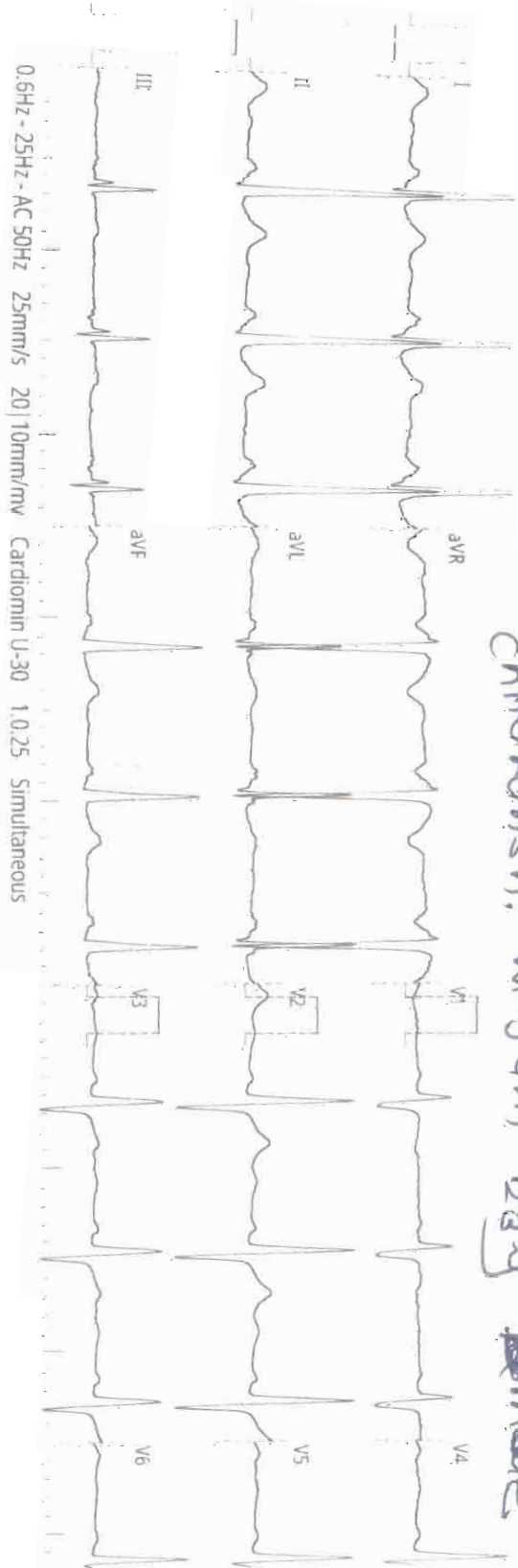
| | | | | |
|----------------------|---------------------|-----------------------|-------------------|--|
| Patient Name | Mr. CHITRANSH NIGAM | LabNo | 1522 | |
| UHID/IP No | 120065742 / 489 | Sample Date | 17/05/2024 8:39PM | |
| Age/Gender | 23 Yrs/Male | Receiving Date | 17/05/2024 8:52PM | |
| Bed No/Ward | OPD | Report Date | 17/05/2024 9:02PM | |
| Prescribed By | BALBIR SINGH | Report Status | Final | |

CLINICAL PATHOLOGY

| Test Name | Result | Unit | Biological Ref. Range | Method |
|--------------------------------|---------------|------|-----------------------|--------|
| URINE ROUTINE | | | | |
| Sample: Urine | | | | |
| PHYSICAL EXAMINATION | | | | |
| Quantity | 25 | ml | | |
| Color | Pale Yellow | | | |
| Appearance | Slightly Hazy | | | |
| Specific Gravity | 1.015 | | 1.010 - 1.035 | |
| CHEMICAL EXAMINATION | | | | |
| pH | 6.0 | | 4.5 - 8.5 | |
| Protein | Absent | | | |
| Glucose | Absent | | | |
| Ketone | Absent | | | |
| Occult Blood | Negative | | | |
| Bile Salt | Absent | | | |
| Bile Pigment | Absent | | | |
| MICROSCOPIC EXAMINATION | | | | |
| Pus Cells | 3-4 | | | |
| RBCs | Absent | | | |
| Epithelial Cells | 2-3 | | | |
| Bacteria | Absent | | | |
| Yeast Cells | Normal | | Normal | |
| Amorphous Deposit | Absent | | | |
| --End Of Report-- | | | | |

Dr. Hrishikesh N Chevle

Chitranvish, Nigam 23y female



ECG report

ID : 20240517111621

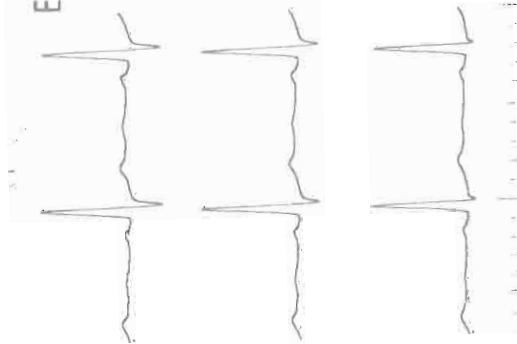
Name :

Gender :

Age :

Dept :

Bed No :



<<Interpretations >>

Sinus rhythm

Normal ECG

Confirm and sign:
Examination time: 2024-05-17 11:16:21



Where Healing & Care Comes Naturally

APEX HOSPITALS MULUND DIAGNOSTIC



CASHLESS
FACILITY

Veena Nagar, Phase 2, Tulsi Pipeline Road,
Mulund (West), Mumbai - 400080.
email: medical.admin_ahm@apexhospitals.in | www.apexgroupofhospitals.com

visit website
googlemap



Land Line No. 022 - 4162 400
(100 Lines)
Reception No.: 8422854005



APEX HOSPITALS MULUND Radiologist Report Sheet

| | | | |
|--------------------------|----------------------|---------------------------|----------------------|
| Patient Name: | CHITRANSH NIGAM | Medical Record No: | 05 |
| AGE: | 23 YRS | Accession No: | |
| Gender: | MALE | Location: | Outpatient |
| Type Of Study: | CR Chest PA | Physician: | |
| Image Count: | 1 | Exam Time: | 24/17/05 12:08 PM ET |
| Requisition Time: | 24/17/05 04:36 PM ET | Report Time: | 24/17/05 04:54 PM ET |
| Clinical History: | FITNESS | | |

RADIOGRAPH OF THE CHEST (SINGLE VIEW)

Clinical History: FITNESS

Comparison:

Findings:

Suboptimal study

The heart, mediastinum and pulmonary hila are unremarkable. The lungs are clear. There is no pleural effusion. The bony thorax is unremarkable.

IMPRESSION:

Normal radiograph of the chest.

Sushanth Mittal

MBBS, MD

Consultant Radiologist

This report has been electronically signed by: MD.Sushant Mittal

Quality Assurance: Agree / Disagree

Change in Patient Care: Yes / No

If a significant discrepancy is found between the preliminary and final interpretations of this study, please fax back this form to 877-877-4679 with a copy of the official report so that appropriate action may be taken.

If you would like to discuss the findings with the radiologist, please call us on 8667263435, 8668884112, 8665030726.

CONFIDENTIALITY STATEMENT: This transmission is confidential and is intended to be a privileged communication. It is intended only for the use of the addressee. Access to this message by anyone else is unauthorized. If you are not the intended recipient, any disclosure, distribution or any action taken, or omitted to be taken in reliance on it is prohibited and may be unlawful. If you received this communication in error, please notify us so that return of this document to us can be arranged.

This report has been generated using RADSpa™ (www.teleradtech.com)

