

Physical Medical Examination Format

NAME:- <u>Sunita Rao</u>	DATE:- <u>27/1/24</u>
DESIGNATION:-	AGE:- <u>32 F</u>
EMP CODE:-	UNIT/DEPARTMENT:-
BLOOD GROUP:-	MARTIAL STATUS:- MARRIED/UNMARRIED

MEDICAL EXAMINATION

Complaints (if any)	
Personal /family history	<u>Nil</u>
Past Medical /Surgical	<u>HTN</u>
Sensitivity/Allergy (if any)	<u>Thyroid</u>
Habits	<u>Nil</u>
Occupational History	<u>Nil</u>

Height:- <u>159</u>	Weight:- <u>54</u>	BMI <u>21.3</u>	Pulse <u>78</u>
Temp:- <u>98.6</u>	SPO2 <u>99.1</u>	Resp:- <u>18</u>	B.P <u>90/60</u>

Remarks

Treatment Recommended (if any):

I Hereby Certify that I have examined Mr/Ms. Sunita Rao for pre-employment /periodical medical examination, I have found / not found any disease, illness, contagious illness

I Certify That Employee Is Medically.....

Fit

Unfit

Sunita Rao
Signature Of Employee

Signature & Seal Of Medical Examiner With

Registration No:-.....

Apollo Health and Lifestyle Limited

(CIN - U85110TG2000PLC046089) Regd. Office: 7-1-617/A, 7th Floor, Imperial Towers, Ameerpet, Hyderabad-500016, Telangana. | Email ID: enquiry@apollohl.com

APOLLO CLINICS NETWORK TELANGANA & AP

Hyderabad (AS Rao Nagar | Chanda Nagar | Jubilee Hills | Kondapur | Manikonda | Nallakunta | Nizampet | Uppal)
Vizag (Seethamma Peta)

Online appointments: www.apolloclinic.com

TO BOOK AN APPOINTMENT

 **1860 500 7788**

Name: Mrs. SUNITA RAO
 Age/Gender: 33 Y/F
 Address: VSKP
 Location: VISAKHAPATNAM, ANDHRA PRADESH
 Doctor:
 Department: LABORATORY
 Rate Plan: VISHAKAPATNAM_06042023
 Sponsor: ARCOFEMI HEALTHCARE LIMITED

MR No: CVIS.0000123217
 Visit ID: CVISOPV120714
 Visit Date: 27-01-2024 09:55
 Discharge Date:
 Referred By: SELF

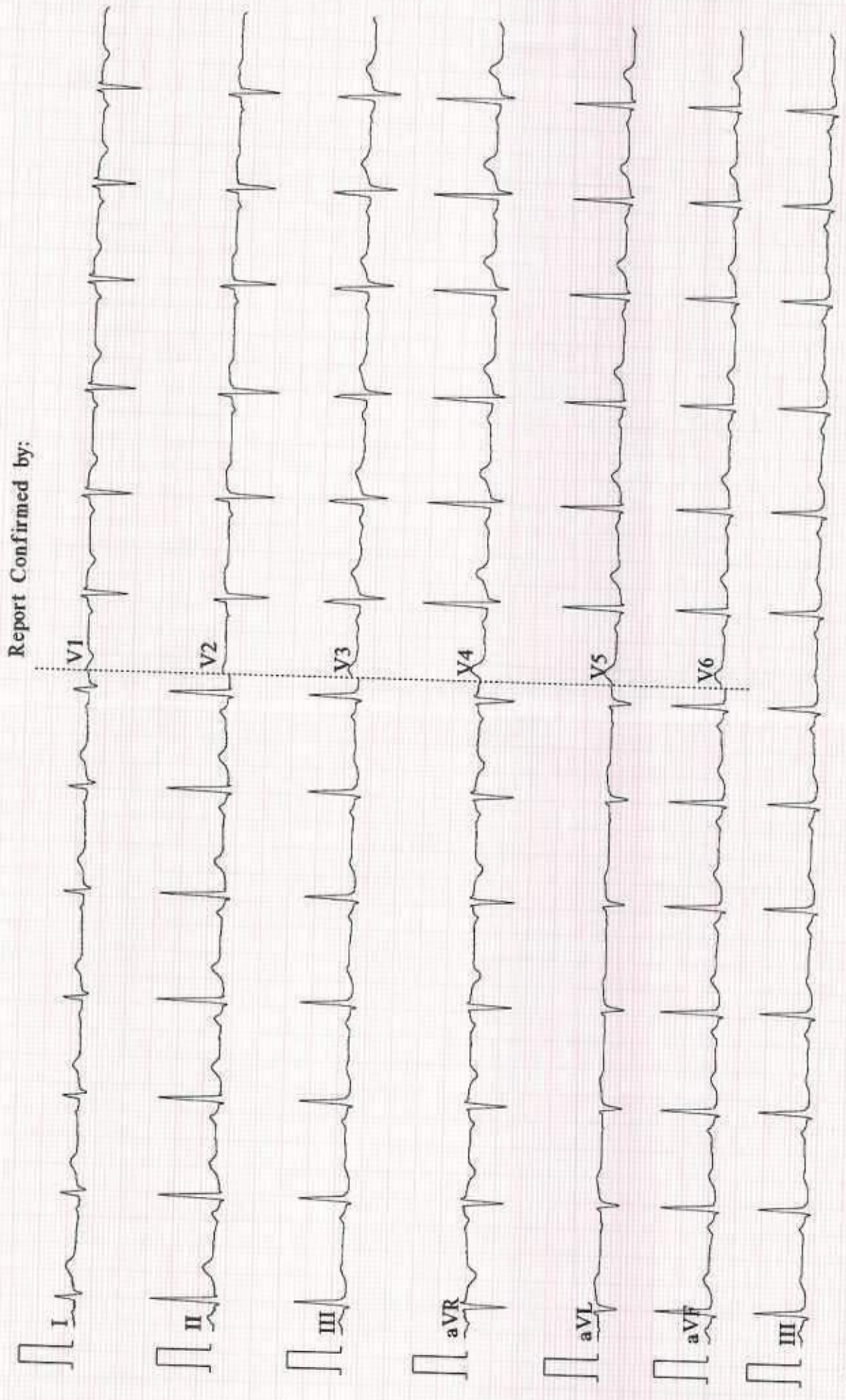
Vitals:

Date	Pulse (Beats/min)	B.P (mmHg)	Resp (Rate/min)	Temp (F)	Height (cms)	Weight (Kgs)	Body Fat Percentage (%)	Visceral Fat Level (%)	Body Age (Years)	BMI	Waist Circum (cms)	Hip (cms)	Waist (cms)	Waist & Hip Ratio	User
27-01-2024 13:54	78 Beats/min	90/60 mmHg	18 Rate/min	98.6 F	159 cms	54 Kgs	%	%	Years	21.36	cms	cms	cms		AHLL07730

Sunita rao
Female 33Years
Req. No. :

27/01/2024 12:29:53
HR : 78 bpm
P : 110 ms
PR : 152 ms
QRS : 94 ms
QT/QTcBz : 374/426 ms
P/QRS/T : 68/78/42 °
RV5/SV1 : 1.070/0.733 mV

Diagnosis Information:
Sinus rhythm
Normal ECG



Patient Name
UHID
Reported By:
Referred By

Mrs. SUNITA RAO
CVIS 0000123217
Dr. SHASHANKA CHUNDURI
SELF

Age
OP Visit No
Conducted Date

: 33 Y/F
: CVISOPV120714
: 27-01-2024 15:45

ECG REPORT

Observation :-

1. Normal Sinus Rhythm.
2. Heart rate is 78 beats per minutes.
3. No pathological Q wave or S-T,T changes seen.
4. Normal P,Q,R,S,T waves and axis.
5. No evidence of chamber, hypertrophy or enlargement seen.

Impression:

NORMAL RESTING ECG.

----- END OF THE REPORT -----

Dr. SHASHANKA CHUNDURI

BANK of BAPADA

Name: MRS. SUNIHA RAO

Gender: F

Age: 33 Years

Test Done Date: 29/1/24

OPHTHALMOLOGY SCREENING REPORT

VISION:

DISTANCE

(OD) 6/12

(OS) 6/6

NEAR VISION

NO

NO

COLOUR VISION

- WNL

ANT. SEGMENT:

Conjunctiva :

— clear —

Cornea :

— clear —

Pupil :

— R/O —

FUNDUS :

IMPRESSION :

WNL

A. I. Iyer
Signature

Patient Name	: Mrs. SUNITA RAO	Age	: 33 Y F
UHID	: CVIS.0000123217	OP Visit No	: CVISOPV120714
Reported on	: 27-01-2024 16:53	Printed on	: 27-01-2024 16:54
Adm/Consult Doctor	:	Ref Doctor	: SELF

DEPARTMENT OF RADIOLOGY

SONO MAMMOGRAPHY - SCREENING

USG OF BOTH BREASTS

Real time B-Mode USG of both breasts:

BOTH BREASTS are predominantly fibrofatty in nature.

Fibroadenosis changes noted in both breasts.

No mass lesions seen/ no calcifications.

No ductal ectasia.

No collections.

No abnormal axillary lymphadenopathy is detected.

CONCLUSION:

***FIBROADENOSIS CHANGES IN BOTH BREASTS.**

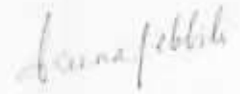
Patient Name : Mrs. SUNITA RAO
UHID : CVIS.0000123217
Reported on : 27-01-2024 16:53
Adm/Consult Doctor :

Age : 33 Y F
OP Visit No : CVISOPV120714
Printed on : 27-01-2024 16:54
Ref Doctor : SELF

**For clinico-lab correlation / follow - up / further work up.
This is only a screening test.**

Printed on:27-01-2024 16:53

---End of the Report---



Dr. ARUNA PEBBILI
DMRD Radiology
Radiology

Patient Name	: Mrs. SUNITA RAO	Age	: 33 Y F
UHID	: CVIS.0000123217	OP Visit No	: CVISOPV120714
Reported on	: 27-01-2024 16:44	Printed on	: 27-01-2024 16:46
Adm/Consult Doctor	:	Ref Doctor	: SELF

DEPARTMENT OF RADIOLOGY

ULTRASOUND - WHOLE ABDOMEN

Liver appears normal in size and echotexture. No focal lesion is seen. PV and CBD normal. No dilatation of the intrahepatic biliary radicals.

Gall bladder is well distended. No evidence of calculus. Wall thickness appears normal. No evidence of periGB collection. No evidence of focal lesion is seen.

Spleen appears normal. No focal lesion seen. Splenic vein appears normal.

Pancreas appears normal in echopattern. No focal/mass lesion/calcification. No evidence of peripancreatic free fluid or collection. Pancreatic duct appears normal.

Both the kidneys appear normal in size, shape and echopattern. Cortical thickness and CM differentiation are maintained. No calculus / hydronephrosis seen on either side.

Right kidney : 10 x 4.8 cm

Left kidney : 10.6 x 4.9 cm

Urinary Bladder is well distended and appears normal. No evidence of any wall thickening or abnormality. No evidence of any intrinsic or extrinsic bladder abnormality detected.

Uterus appears normal in size. It shows normal shape and echo pattern. It measures 6.4 x 2.9 x 4.9 cm. Endometrial echo-complex appears normal and measures 8 mm. No intra/extra uterine gestational sac seen.

Both ovaries appear normal in size, shape and echotexture.

No evidence of any adnexal pathology noted.

Right ovary : 2.8 x 1.9 cm

Patient Name : Mrs. SUNITA RAO
UHID : CVIS.0000123217
Reported on : 27-01-2024 16:44
Adm/Consult Doctor :
Age : 33 Y F
OP Visit No : CVISOPV120714
Printed on : 27-01-2024 16:46
Ref Doctor : SELF

Left ovary : 3.3 x 1.7 cm

There is no evidence of ascites/ pleural effusion seen.

IMPRESSION:-

***No significant abnormality detected.**

**For clinico-lab correlation / follow - up / further work up.
This is only a screening test.**

Printed on:27-01-2024 16:44

---End of the Report---

Aruna Pebbili
Dr. ARUNA PEBBILI
DMRD Radiology
Radiology

SUNITA RAO,

Patient ID 123217

27.01.2024

2:16:01 pm

Tabular Summary

APOLLO CLINIC

Female
33yrs Indian

Meds:
Test Reason:
Medical History:

Ref. MD: Ordering MD:
Technician: Test Type:
Comment:

BRUCE: Total Exercise Time 06:20
Max HR: 171 bpm 91% of max predicted 187 bpm HR at rest: 77
Max BP: 140/100 mmHg BP at rest: 120/80 Max RPP: 22400 mmHg*bpm
Maximum Workload: 8.00 METS
Max. ST: -2.25 mm, 0.00 mV/s in III: EXERCISE STAGE 2 05:50
Arrhythmia: A:60, VBI:1, PVC:6
ST/HR index: 1.37 μ V/bpm
Reasons for Termination: Target heart rate achieved
Summary: Resting ECG: normal. Functional Capacity: normal. HR Response to Exercise: appropriate. BP Response to Exercise: normal resting BP - appropriate response. Chest Pain: none. Arrhythmias: none. ST Changes: none. Overall impression: Normal stress test.

Phase Name	Stage Name	Time in Stage	Speed (mph)	Grade (%)	Workload (METS)	HR (bpm)	BP (mmHg)	RPP (mmHg*bpm)	VE (l/min)	ST Level (mV)	Comment
PRETEST	SUPINE	00:11	0.00	0.00	1.0	80	120/80	9600	0	-0.25	
	STANDING	00:04	0.00	0.00	1.0	80			0	-0.25	
	HYPERV. WARM-UP	00:04	0.00	0.00	1.0	78			0	-0.25	
EXERCISE	STAGE 1	03:00	1.00	0.00	1.0	81			0	-0.45	
	STAGE 2	03:00	1.70	10.00	4.6	133	130/90	17290	0	-1.25	
	STAGE 3	03:00	2.50	12.00	7.0	166	140/100	23240	0	-1.00	
RECOVERY		00:21	3.40	14.00	8.0	171			2	-0.65	
		03:31	0.00	0.00	1.0	110	130/90	14300	0	-0.75	

SUNITA RAO,

Patient ID 123217

27.01.2024

2:16:07pm

76 bpm

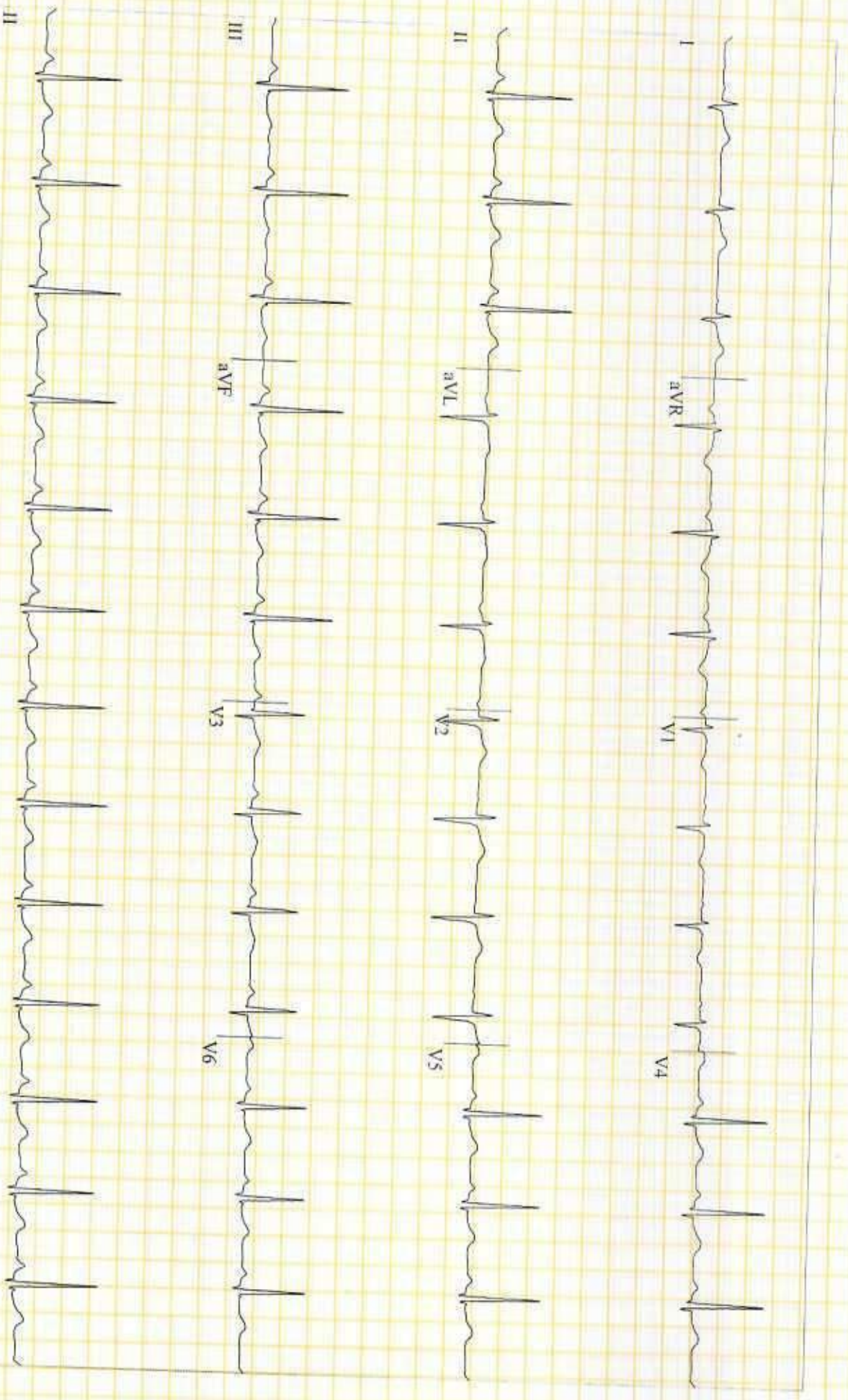
12-Lead Report

PRETEST
SUPINE

00:00

BRUCE

APOLLO CLINIC



GE CardioSoft V6.73 (2)
25 mm/s 10 mm/mV 60Hz 0.01Hz FRF+ HR(V6,II)

Start of Test: 2:16:01 pm

CLASSIC COMMERCIALS PRINTOUT - Sample - Standard - 12 Lead - Page 1

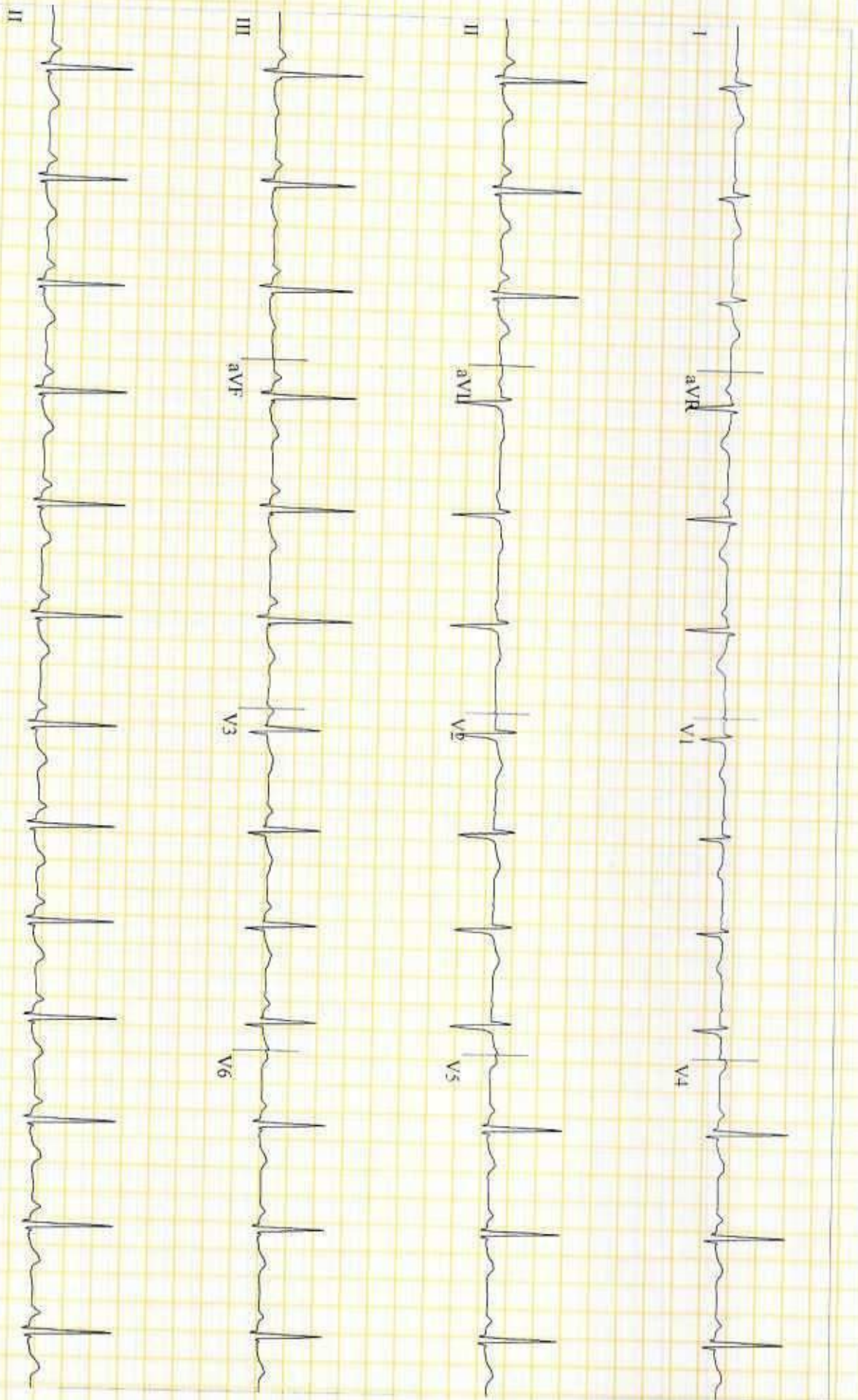
SUNITA RAO,
Patient ID 123217
27.01.2024
2:16:18pm

80 bpm
120/80 mmHg

12-Lead Report
PRETEST
STANDING
00:11

BRUCE
0.0 mph
0.0 %

APOLLO CLINIC



GE CardioSoft V6.73 (2)
25 mm/s 10 mm/mV 60Hz 0.01Hz FRF+ HR(V6,II)

Start of Test: 2:16:01 pm

SUNITA RAO,
Patient ID 123217
27.01.2024
2:16:25pm

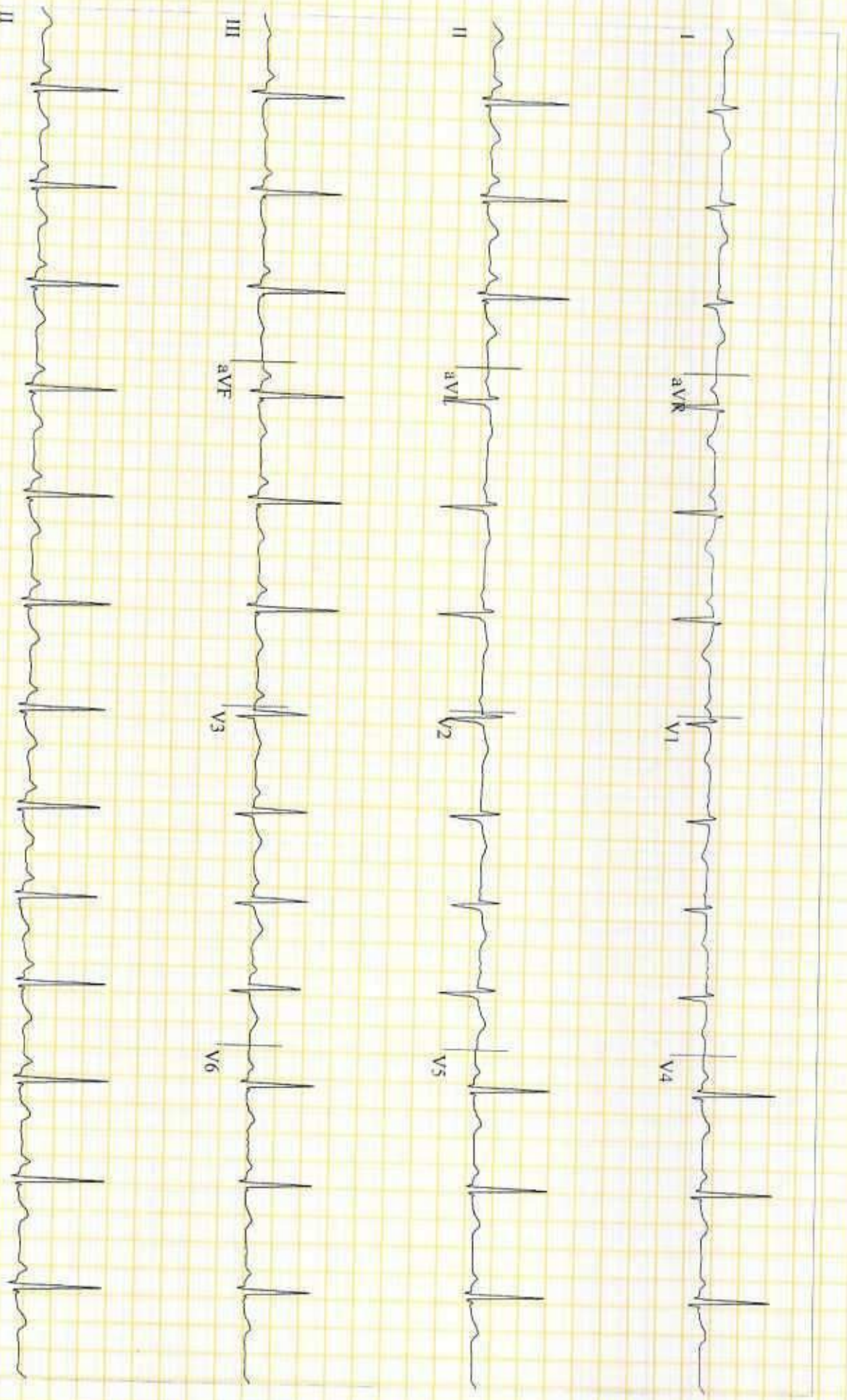
79 bpm
120/80 mmHg

PRETEST
HYPERV.
00:16

BRUCE
0.0 mph
0.0 %

APOLLO CLINIC

12-Lead Report



GE CardioSoft V6.73 (2)
25 mm/s 10 mm/mV 60Hz 0.01Hz FRF+ HR(V6,II)

Start of Test: 2:16:01pm

SUNITA RAO,

Patient ID 123217

27.01.2024

2:16:29pm

12-Lead Report

81 bpm

120/80 mmHg

PRETEST
WARM-UP

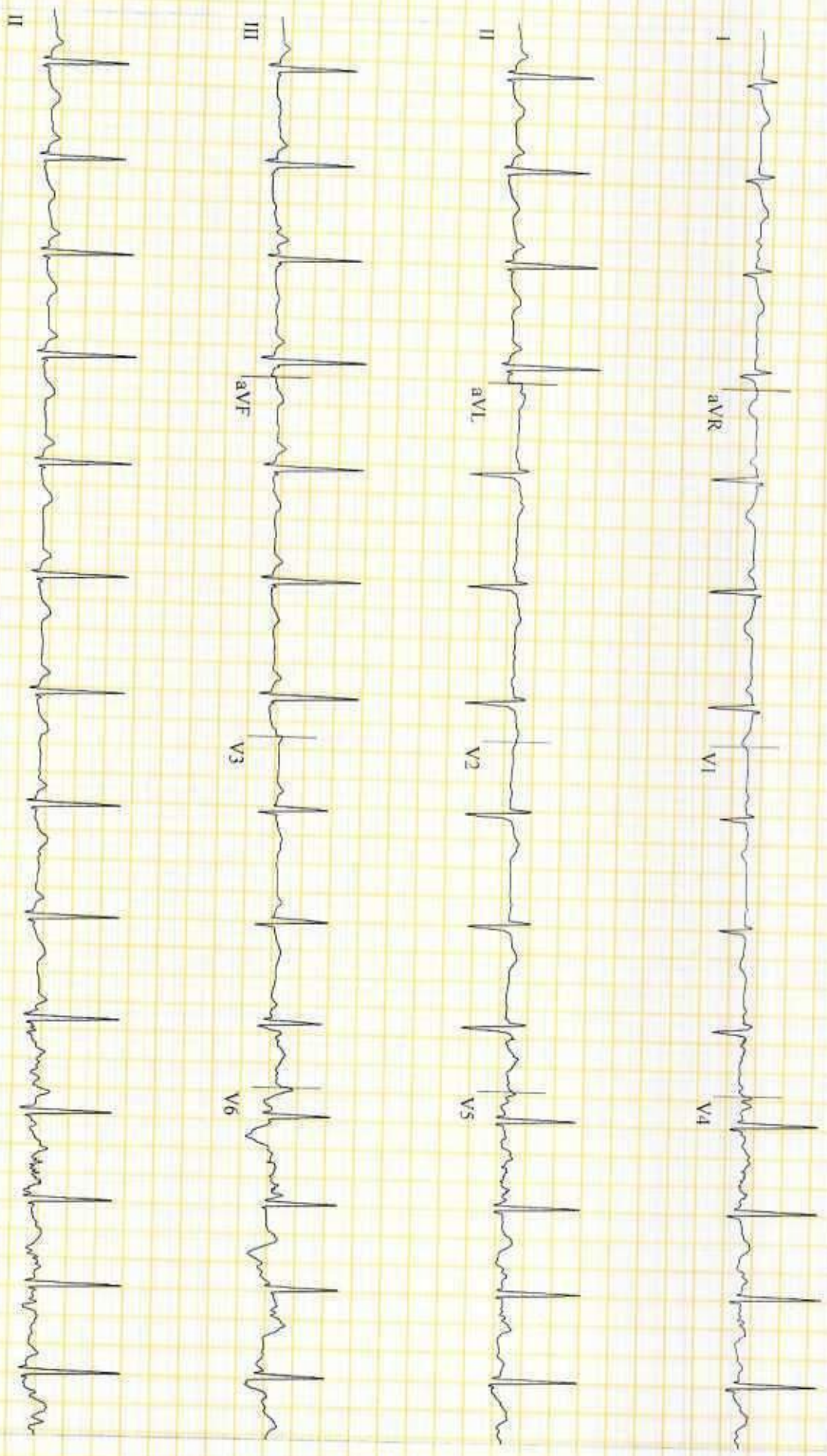
00:22

BRUCE

0.0 mph

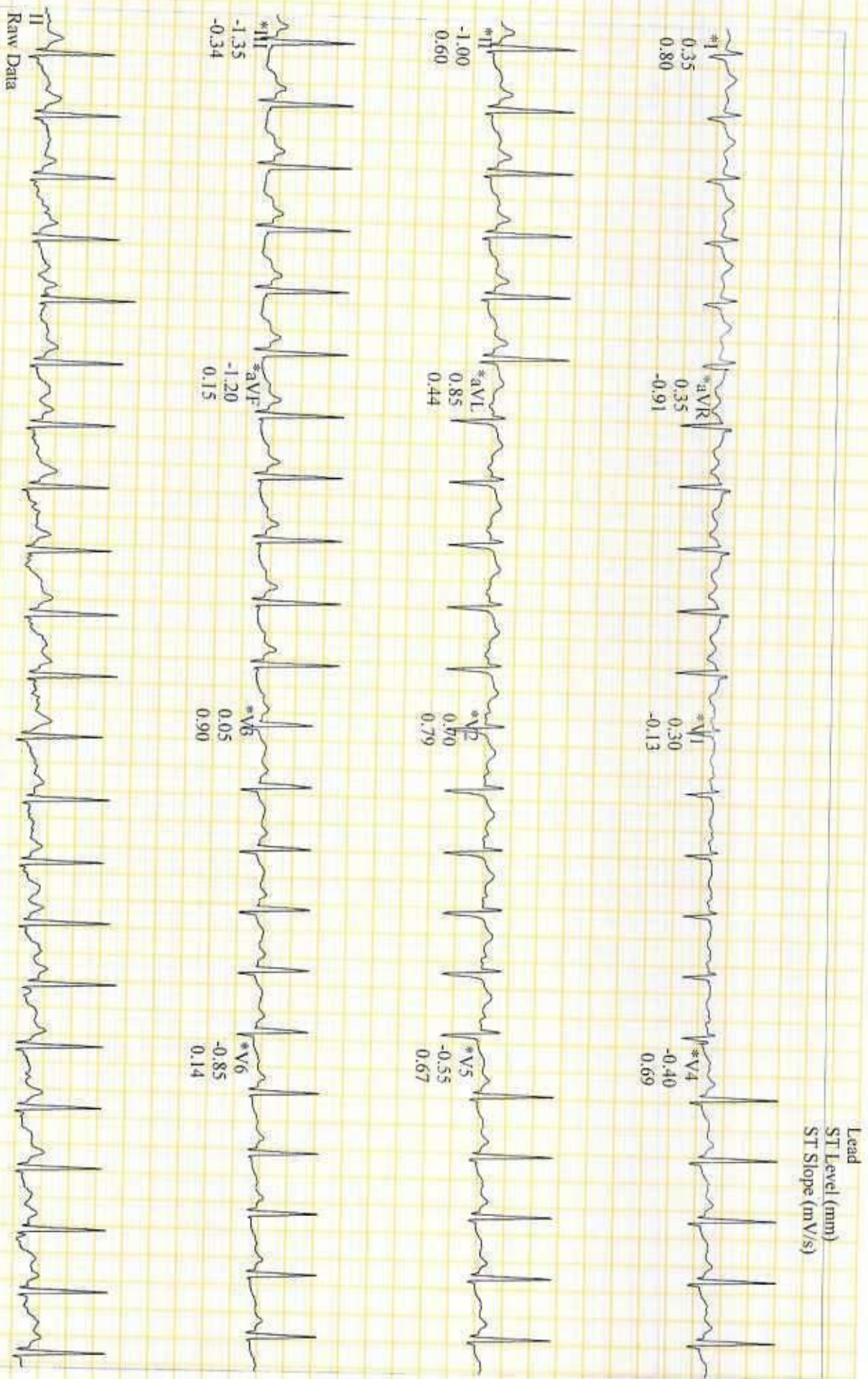
0.0 %

APOLLO CLINIC



GE CardioSoft V6.73 (2)
25 mm/s 10 mm/mV 60Hz 0.01Hz FRF+ HR(V6,II)

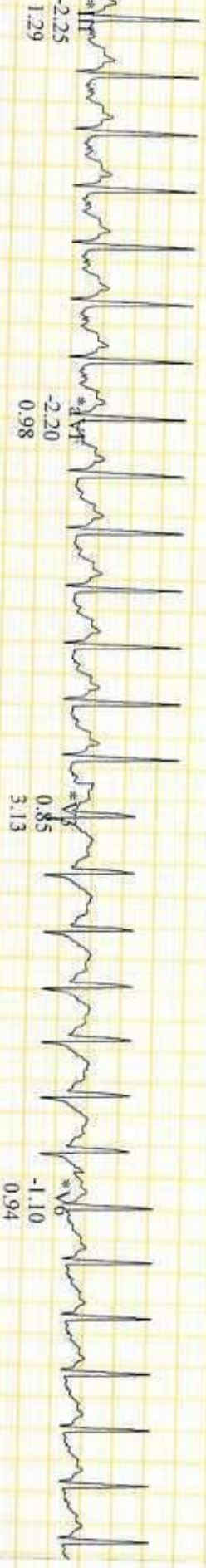
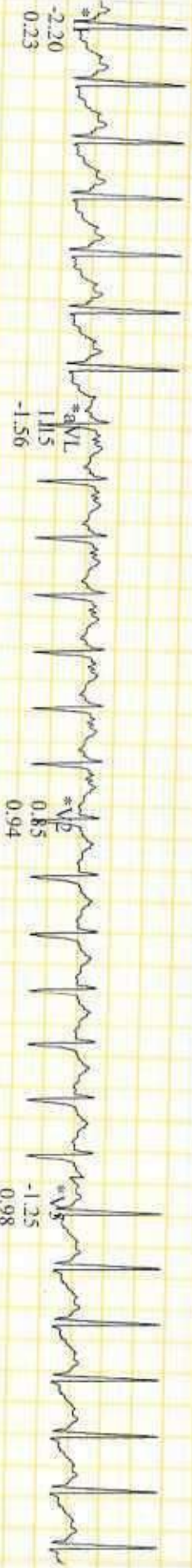
Start of Test: 2:16:01pm



*Computer Synthesized Rhythms

166 bpm
140/100 mmHg

Lead
ST Level (mm)
ST Slope (mV/s)



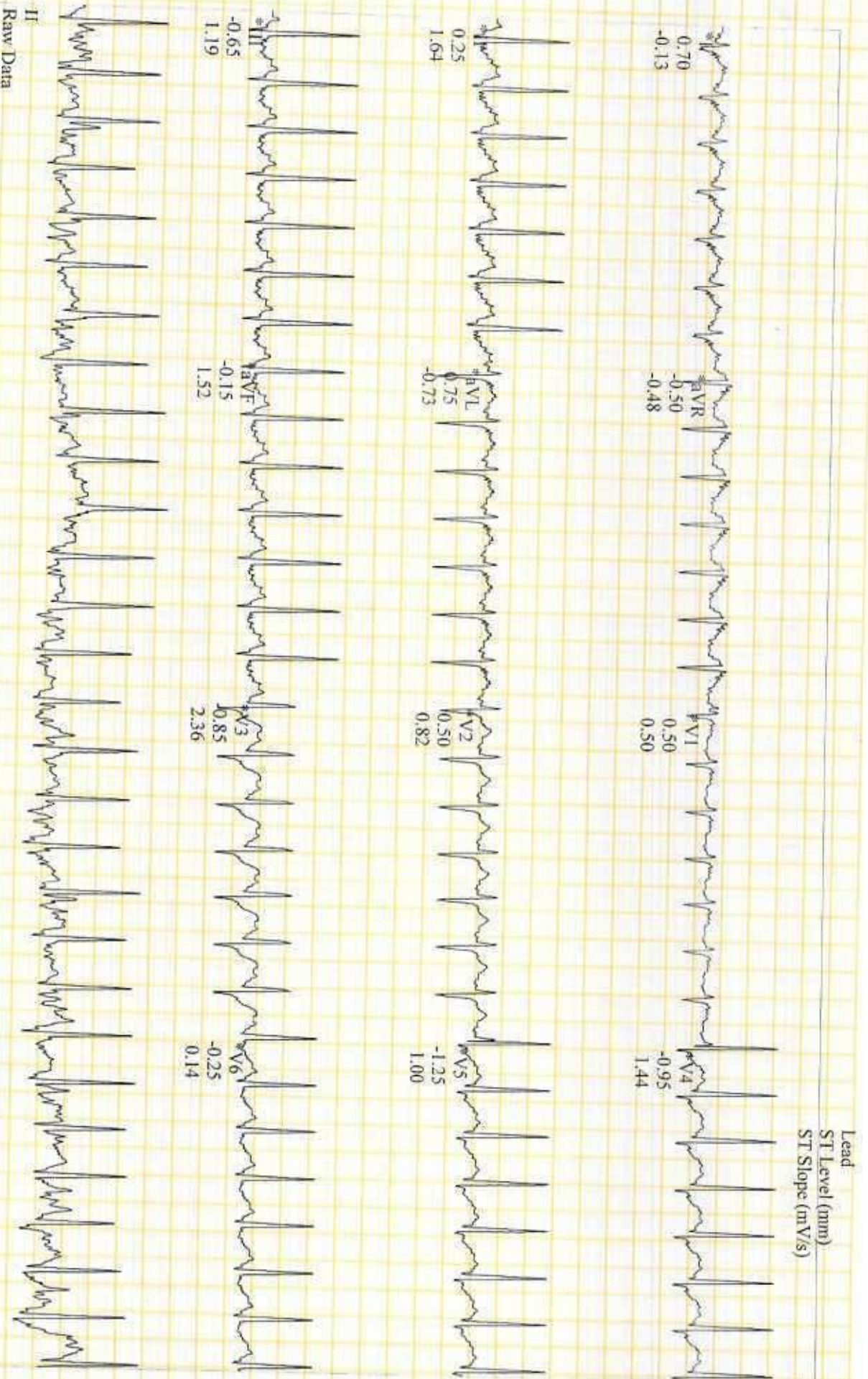
*Computer Synthesized Rhythms

SUNITA RAO,
Patient ID 123217
27.01.2024
2:22:47pm

171 bpm

Linked Medians (PEAK EXERCISE)
EXERCISE BRUCE
STAGE 3 3.4 mph
06:21 14.0 %

APOLLO CLINIC



Raw Data

*Computer Synthesized Rhythms

GE CardioSoft V6.73 (2)
25 mm/s 10 mm/mV 60Hz 0.01Hz FRF+ HR(IL,V5)

Start of Test: 2:16:01pm

SUNITA RAO,
Patient ID: 123217
27.01.2024

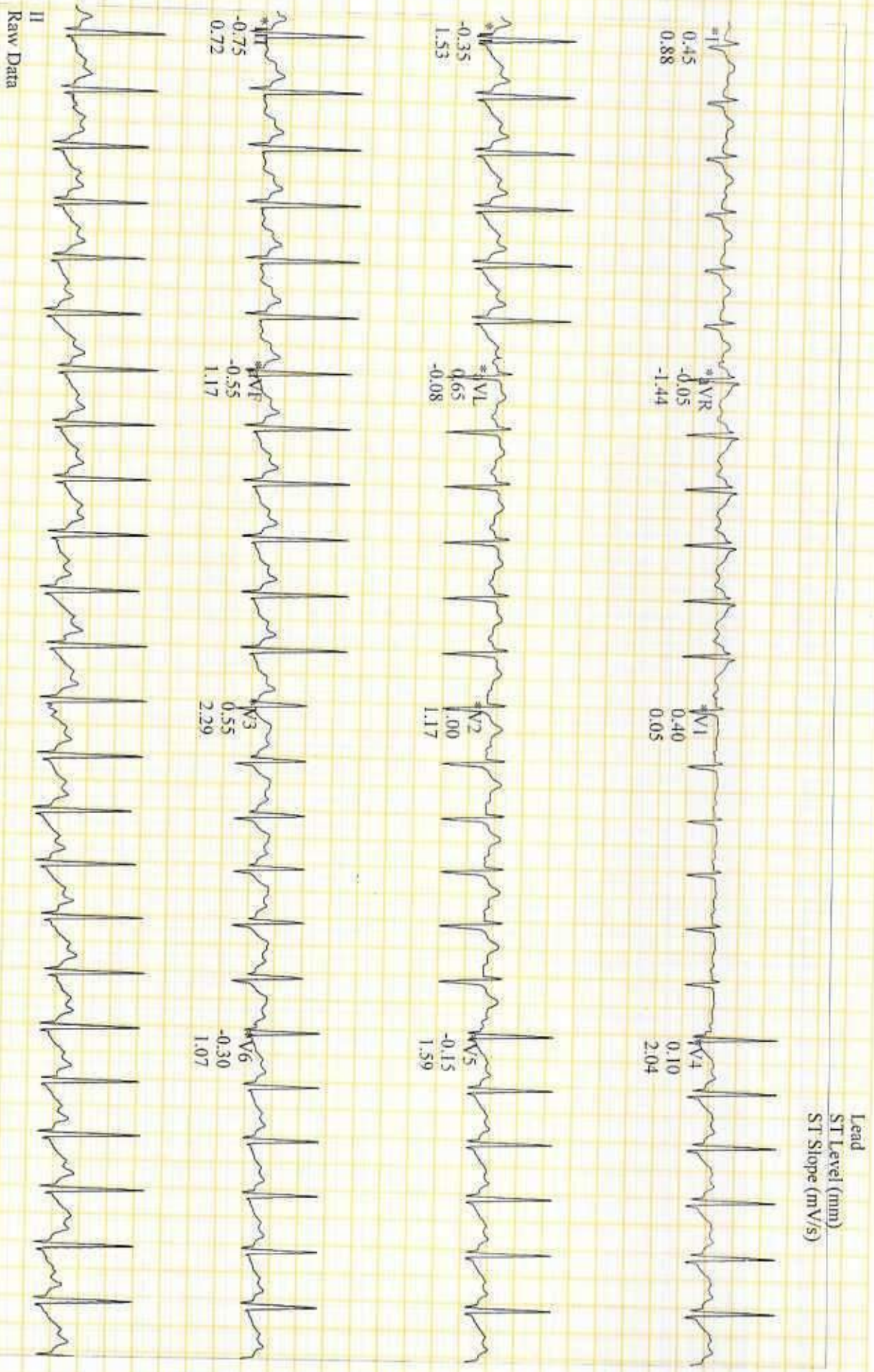
2:23:36pm

146 bpm

Linked Medians
RECOVERY #1
00:50

BRUCE
0.0 mph
0.0 %

APOLLO CLINIC



GE CardioSoft V6.73 (2)
25 mm/s 10 mm/mV 60Hz 0.01Hz FRF+ HR(V5,II)

*Computer Synthesized Rhythms

Start of Test: 2:16:01pm

Dr NAMRATHA ARISETTY

M.B.B.S, D,G,O

Consultant Obstetrician & Gynecologist

Reg No: -55899

Patient Name: - Mrs. Sujata Age/Sex: - 33 Date: - 27/1/24

P.L.

LMP - 22/1/24

PHH - Reg/30-40/
3/4 day

o/c - C.I. for

as/ps - NAD

P/A - No

No Thy dysf on P.
No Significant Past hist
F/L - Grandfather & mother

Pap Smear → Due

P.

HPV - 3 doses

Tab Ato Z - @ 10d

Ad

27/1/24

DR. VINAY KUMAR
MS ENT

[9652277741]

NAME : SUNITA RAO AGE : 33yr SEX: Female

Pt came for Routine ENT

EXAMINATION

ENT

EAR — Routine @

Nose — NAD

Throat — NAD

Result -

ENT → NORMAL

T V V V

To,

The Coordinator,
Mediwheel (Arcofemi Healthcare Limited)
Helpline number: 011- 41195959

Dear Sir / Madam,

Sub: Annual Health Checkup for the employees of Bank of Baroda

This is to inform you that the following spouse of our employee wishes to avail the facility of Cashless Annual Health Checkup provided by you in terms of our agreement.

PARTICULARS OF HEALTH CHECK UP BENEFICIARY	
NAME	SUNITA RAO
DATE OF BIRTH	02-10-1990
PROPOSED DATE OF HEALTH CHECKUP FOR EMPLOYEE SPOUSE	27-01-2024
BOOKING REFERENCE NO.	23M184777100084816S
SPOUSE DETAILS	
EMPLOYEE NAME	MR. BARRI SYAMASUNDARARAO
EMPLOYEE EC NO.	184777
EMPLOYEE DESIGNATION	HEAD CASHIER "E" _II
EMPLOYEE PLACE OF WORK	AMALAPURAM
EMPLOYEE BIRTHDATE	29-05-1984

This letter of approval / recommendation is valid if submitted along with copy of the Bank of Baroda employee id card. This approval is valid from **19-01-2024** till **31-03-2024**. The list of medical tests to be conducted is provided in the annexure to this letter. Please note that the said health checkup is a **cashless facility** as per our tie up arrangement. We request you to attend to the health checkup requirement of our employee's spouse and accord your top priority and best resources in this regard. The EC Number and the booking reference number as given in the above table shall be mentioned in the invoice, invariably.

We solicit your co-operation in this regard.

Yours faithfully,

Sd/-

Chief General Manager
HRM Department
Bank of Baroda

(Note: This is a computer generated letter. No Signature required. For any clarification, please contact Mediwheel (Arcofemi Healthcare Limited))

SUGGESTIVE LIST OF MEDICAL TESTS

FOR MALE	FOR FEMALE
CBC	CBC
ESR	ESR
Blood Group & RH Factor	Blood Group & RH Factor
Blood and Urine Sugar Fasting	Blood and Urine Sugar Fasting
Blood and Urine Sugar PP	Blood and Urine Sugar PP
Stool Routine	Stool Routine
Lipid Profile	Lipid Profile
Total Cholesterol	Total Cholesterol
HDL	HDL
LDL	LDL
VLDL	VLDL
Triglycerides	Triglycerides
HDL / LDL ratio	HDL / LDL ratio
Liver Profile	Liver Profile
AST	AST
ALT	ALT
GGT	GGT
Bilirubin (total, direct, indirect)	Bilirubin (total, direct, indirect)
ALP	ALP
Proteins (T, Albumin, Globulin)	Proteins (T, Albumin, Globulin)
Kidney Profile	Kidney Profile
Serum creatinine	Serum creatinine
Blood Urea Nitrogen	Blood Urea Nitrogen
Uric Acid	Uric Acid
HBA1C	HBA1C
Routine urine analysis	Routine urine analysis
USG Whole Abdomen	USG Whole Abdomen
General Tests	General Tests
X Ray Chest	X Ray Chest
ECG	ECG
2D/3D ECHO / TMT	2D/3D ECHO / TMT
Stress Test	Thyroid Profile (T3, T4, TSH)
PSA Male (above 40 years)	Mammography (above 40 years) and Pap Smear (above 30 years).
Thyroid Profile (T3, T4, TSH)	Dental Check-up consultation
Dental Check-up consultation	Physician Consultation
Physician Consultation	Eye Check-up consultation
Eye Check-up consultation	Skin/ENT consultation
Skin/ENT consultation	Gynaec Consultation

Fwd: Health Check up Booking Confirmed Request(bobS5845),Package Code-PKG10000377, Beneficiary Code-295553

Barri Shyam <barrishyam@gmail.com>

Tue 23-Jan-24 10:28 AM

To:AMALAP <AMALAP@bankofbaroda.com>

आप प्रेषक को नहीं जानते तो मेल में दी गयी लिंक पर क्लिक ना करें या अटैचमेंट ना खोलें.
SIDE OF THE BANK'S DOMAIN. DO NOT CLICK ON LINKS OR OPEN ATTACHMENTS UNLE

----- Forwarded message -----

From: **Mediwheel** <wellness@mediwheel.in>

Date: Sat, Jan 20, 2024, 14:48

Subject: Health Check up Booking Confirmed Request(bobS5845),Package Code-PKG10000377,
Beneficiary Code-295553

To: <barrishyam@gmail.com>

Cc: <customercare@mediwheel.in>

011-41195959

Dear **MR. BARRI SYAMASUNDARARAO**,

We are pleased to confirm your health checkup booking request with the following details.

Booking Date : 19-01-2024
Hospital Package Name : Mediwheel Full Body Health Annual Plus Check
Patient Package Name : Mediwheel Full Body Health Checkup Female Below 40
Name of Diagnostic/Hospital : Apollo Clinic
Address of Diagnostic/Hospital- : Apollo Clinic, 50, Plot 5, Sheethammampeta, Beside BVK college, Dwaraka Nagar, Vishakapatnam-530016
City : Visakhapatnam
State :
Pincode : 530016
Appointment Date : 27-01-2024
Confirmation Status : Booking Confirmed
Preferred Time : 8:30am
Booking Status : Booking Confirmed

Member Information		
Booked Member Name	Age	Gender



भारत सरकार
GOVERNMENT OF INDIA



सुनीता राव

Sunita Rao

जन्म तारीख/ DOB: 02/10/1990

महिला / FEMALE

9232 3124 1890



ना आदर् - ना गुर्तिंपु

Vizag

27/1/24

Dear Sir/Madam

Today corporate clients came for health checkup at Apollo clinic. but data signature did not completed because blood reports not released due to software issue. So I update tomorrow.

Thanking you.

Yours faithfully
Apollo clinic vizag.