

NAME : MR: THIRUPPATHI V	AGE:41/M	DATE: 24/02/2024
--------------------------	----------	------------------

**CHEST X-RAY REPORT**

CHEST X-RAY PA VIEW : Trachea central  
 No cardiomegaly  
 Normal vascularity  
 No parenchymal lesion.  
 Costophrenic and cardiophrenic angles clear

➤ **IMPRESSION** : Normal Chest Xray

ELECTRO CARDIOGRAM : NSR: 100/minute  
 No evidence of ischaemia

➤ **IMPRESSION** : Normal Ecg.



*Dr. Serin Lopez*  
**Dr. SERIN LOPEZ, MBBS**  
 Reg. No. 77656  
 MEDICAL OFFICER  
 DDRC AGILUS PATHLABS LTD.  
 Aster Square, Medical College, P.O, P.M.  
 AG TUM

Company name: MEDIWHEEL

**DR SERIN LOPEZ MBBS**  
 Reg No 77656  
**DDRC AGILUS PATHLABS LTD**

**RADIOLOGY DIVISION**

Acc no:4182XB008690	Name: Mr. Thiruppati V	Age:41 y	Sex: Male	Date: 24.02.24
---------------------	------------------------	----------	-----------	----------------

**US SCAN WHOLE ABDOMEN**

**LIVER** is normal in size (13.7 cm). Margins are regular. **Hepatic parenchyma shows increased echogenicity.** No focal lesions seen. No dilatation of intrahepatic biliary radicles. CBD is not dilated. Portal vein is normal in caliber (9.4 mm).

**GALL BLADDER** is distended and lumen clear. No calculi / polyp noted. Wall thickness is normal. No pericholecystic fluid seen.

**SPLEEN** is normal in size (8.8 cm) and parenchymal echotexture. No focal lesion seen.

**PANCREAS** Head and body visualized, appears normal in size and parenchymal echotexture. Pancreatic duct is not dilated.

**RIGHT KIDNEY** is normal in size (9.9 x 4.5 cm) and shows normal parenchymal echotexture. Cortico medullary differentiation is maintained. Parenchymal thickness is normal. No echogenic focus with shadowing suggestive of renal calculi seen. No dilatation of pelvicalyceal system seen. Ureter is not dilated. Perinephric spaces are normal.

**LEFT KIDNEY** is normal in size (10.7 x 5.9 cm) and shows normal parenchymal echotexture. Cortico medullary differentiation is maintained. Parenchymal thickness is normal. **Partially exophytic cortico medullary cyst extending to central echogenic area measuring 5 x 3.6 cm. Thin internal septations noted within. No internal vascularity.** No echogenic focus with shadowing suggestive of renal calculi seen. No dilatation of pelvicalyceal system seen. Ureter is not dilated. Perinephric spaces are normal.

**PARAAORTIC AREA** (lower part visualised) No retroperitoneal lymphadenopathy or mass seen.

**URINARY BLADDER** is distended, normal in wall thickness, lumen clear.

**PROSTATE** is normal in size (vol - 17.1 cc) and shows normal echotexture. No focal lesion seen. No ascites or pleural effusion.

**Gaseous distension of bowel loops noted. No obvious bowel wall thickening seen sonologically.**

**CONCLUSION:-**

- **Grade I / II fatty liver - Correlate with LFT.**
- **Left renal cyst**

  
**Dr. Nisha Unni MD , DNB ( RD )**  
**Consultant radiologist.**

*Thanks, your feedback will be appreciated.  
(Please bring relevant investigation reports during all visits).  
Because of technical and technological limitations complete accuracy cannot be assured on imaging.  
Suggested correlation with clinical findings and other relevant investigations consultations, and if required repeat imaging recommended in the event of controversies. AR*

**For appointments / any clarification of report please contact 9496005190 between 9 am – 5.30 pm).**

**DDRC** *agilus* Pathlabs Limited.

Corp. Office : Express House, Second Floor, Opp. Pothys Silks, Banerjee Road, Kaloor -682017  
Contact :- 93334 93334, Web :- www.ddrcagilus.com Email :- info.ddrc@agilus.in



If the examinee is suffering from an acute life threatening situation, you may be obliged to disclose the result of the medical examination to the examinee.

1. Name of the examinee	:	Mr./Mrs./Ms. <u>Thirupathi . V</u>
2. Mark of Identification	:	(Mole/Scar/any other (specify location)):
3. Age/Date of Birth	:	<u>41</u> Gender: <u>FM</u>
4. Photo ID Checked	:	(Passport/Election Card/PAN Card/Driving Licence/Company ID)

### PHYSICAL DETAILS:

a. Height <u>162</u> (cms)	b. Weight <u>78</u> (Kgs)	c. Girth of Abdomen <u>76</u> (cms)
d. Pulse Rate <u>72</u> (/Min)	e. Blood Pressure:	Systolic Diastolic
	1 <sup>st</sup> Reading	<u>110</u> <u>70</u>
	2 <sup>nd</sup> Reading	

### FAMILY HISTORY:

Relation	Age if Living	Health Status	If deceased, age at the time and cause
Father			
Mother			
Brother(s)			
Sister(s)			

### HABITS & ADDICTIONS: Does the examinee consume any of the following?

Tobacco in any form	Sedative	Alcohol
<u>Nil</u>	<u>Nil</u>	<u>Nil</u>

### PERSONAL HISTORY

- |   |   |
|---|---|
| a. Are you presently in good health and entirely free from any mental or Physical impairment or deformity. If No, please attach details. <u>Y/N</u> | c. During the last 5 years have you been medically examined, received any advice or treatment or admitted to any hospital? <u>Y/N</u> |
| b. Have you undergone/been advised any surgical procedure? <u>Y/N</u>   | d. Have you lost or gained weight in past 12 months? <u>Y/N</u>   |

### Have you ever suffered from any of the following?

- |  |   |
|--|---|
| • Psychological Disorders or any kind of disorders of the Nervous System? <u>Y/N</u> | • Any disorder of Gastrointestinal System? <u>Y/N</u>                               |
| • Any disorders of Respiratory system? <u>Y/N</u>                                    | • Unexplained recurrent or persistent fever, and/or weight loss <u>Y/N</u>          |
| • Any Cardiac or Circulatory Disorders? <u>Y/N</u>                                   | • Have you been tested for HIV/HBsAg / HCV before? If yes attach reports <u>Y/N</u> |
| • Enlarged glands or any form of Cancer/Tumour? <u>Y/N</u>                           | • Are you presently taking medication of any kind? <u>Y/N</u>                       |
| • Any Musculoskeletal disorder? <u>Y/N</u>   |   |

• Any disorders of Urinary System?

Y/N ✓

• Any disorder of the Eyes, Ears, Nose, Throat or Mouth & Skin

Y/N ✓

**FOR FEMALE CANDIDATES ONLY**

a. Is there any history of diseases of breast/genital organs?

Y/N

d. Do you have any history of miscarriage/abortion or MTP

Y/N

b. Is there any history of abnormal PAP Smear/Mammogram/USG of Pelvis or any other tests? (If yes attach reports)

Y/N

e. For Parous Women, were there any complication during pregnancy such as gestational diabetes, hypertension etc

Y/N

c. Do you suspect any disease of Uterus, Cervix or Ovaries?

Y/N

f. Are you now pregnant? If yes, how many months?

Y/N

**CONFIDENTIAL COMMENTS FROM MEDICAL EXAMINER**

➤ Was the examinee co-operative?

Y/N ✓

➤ Is there anything about the examinee's health, lifestyle that might affect him/her in the near future with regard to his/her job?

Y/N ✓

➤ Are there any points on which you suggest further information be obtained?

Y/N ✓

➤ Based on your clinical impression, please provide your suggestions and recommendations below;

..... Patient is clinically well, lab reports well .....

➤ Do you think he/she is MEDICALLY FIT or UNFIT for employment.

**MEDICAL EXAMINER'S DECLARATION**

I hereby confirm that I have examined the above individual after verification of his/her identity and the findings stated above are true and correct to the best of my knowledge.

Name & Signature of the Medical Examiner :

Dr. Praveen S.L Praveen

Seal of Medical Examiner :

Dr. PRAVEEN S.L  
MBBS  
Reg. No: 74089

Name & Seal of DDRC SRL Branch



Date & Time

**DDRC agilus Pathlabs Limited.**

Corp. Office : Express House, Second Floor, Opp. Pothys Silks, Banerjee Road, Kaloor -682017  
Contact :- 93334 93334, Web :- www.ddrcagilus.com Email :- info.ddrc@agilus.in

FROM,

V. THIRUPATHI.

c/o. Bank of Baroda

Maddi Buddy

Vengaloor

TO,

DDRC agilus

TRIVANDRUM

Respected Sir;

We are not willing to  
 take ETC Test & Dental Test for  
 my self V. THIRUPATHI & S. CHITRA.  
 (my wife)

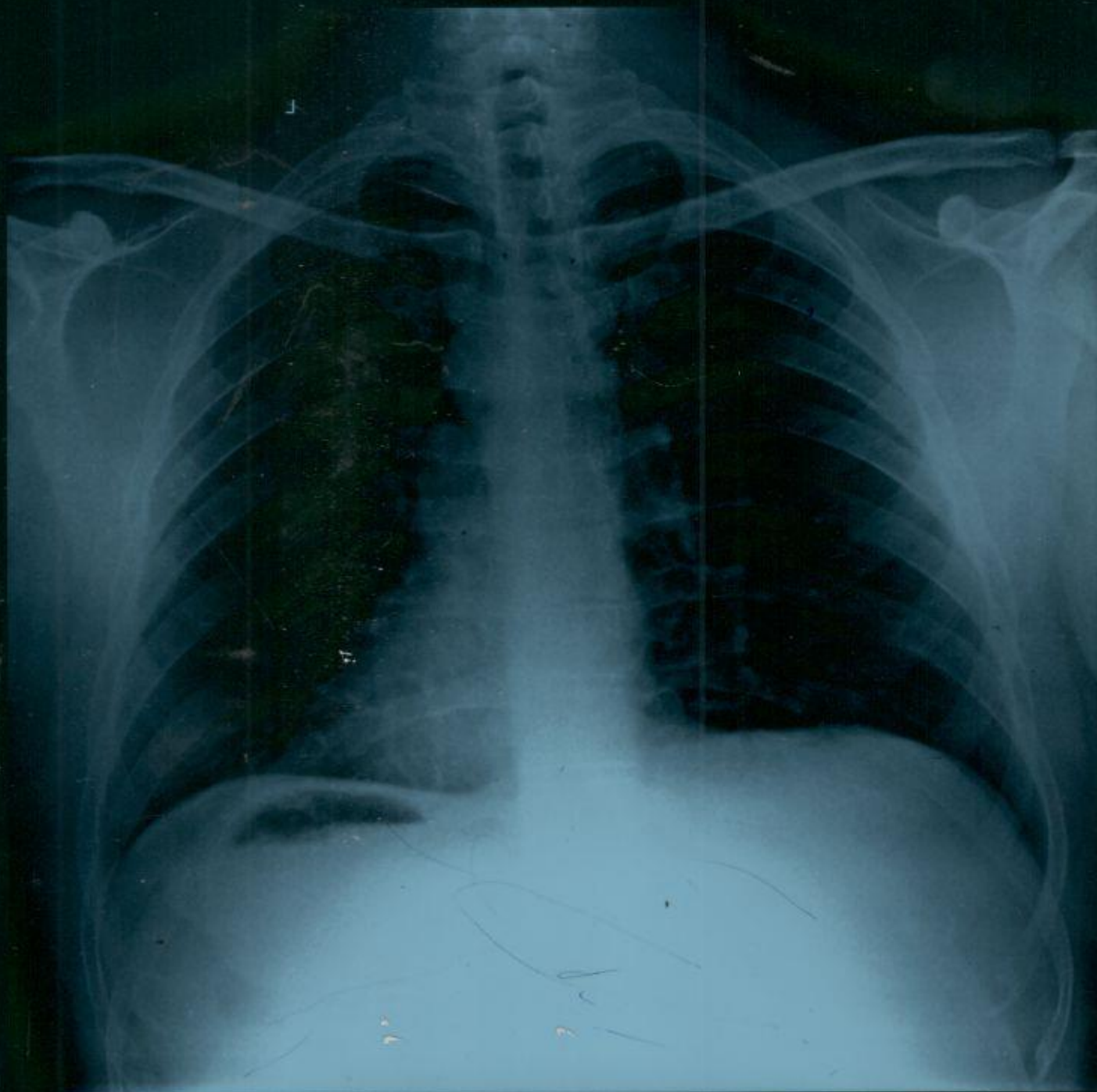
This is for your kind

Information.

Thanking you

yours faithfully

*[Signature]*  
 22/12/24



THIRUPATHI V 41Y M 212412024 CHEST-PA XB008690 ne  
DRC AGILUS

ID: 008690

Diagnosis Information:

Age / Weight / Height  
4 Years / kg / mmHg

Triphasic V.

HR : 100 bpm  
P : 85 ms  
PR : 118 ms  
QRS : 90 ms  
QT/QTc : 323/418 ms  
P/QRST : 27/46/5 °  
RV5/SVI : 1.033/0.916 mV

Report Confirmed by:



V1	V2	V3	V4
		Standard	



Standard

L I

L II

L III

L III Inspiration

ID: 008690 24-02-2024 11:21:52 AM

I

aVR

II

aVL

III

aVF

V4

V5

V6

0.5~25Hz AC50 25mm/s 10mm/mV ♥103 V1.0 SEMP V1.7 DDRG-AGILUS

AL-2

**PATIENT NAME : MR. THIRUPATHI V**
**REF. DOCTOR : SELF**
**CODE/NAME & ADDRESS : CA00010147 -**

 MEDIWHEEL ARCOFEMI HEALTHCARE LIMITED  
 F701A, LADO SARAI, NEW DELHI, SOUTH DELHI,  
 DELHI,  
 SOUTH DELHI 110030  
 8800465156

**ACCESSION NO : 4182XB008690**
**PATIENT ID : THIRM2402834182**
**CLIENT PATIENT ID:**
**ABHA NO :**
**AGE/SEX : 41 Years Male**
**DRAWN :**
**RECEIVED : 24/02/2024 09:18:02**
**REPORTED : 24/02/2024 16:39:44**

Test Report Status	Final	Results	Biological Reference Interval	Units
--------------------	-------	---------	-------------------------------	-------

**MEDIWHEEL HEALTH CHECKUP ABOVE 40(M)TMT**
**TREADMILL TEST**

TREADMILL TEST REPORT GIVEN

**PHYSICAL EXAMINATION**

PHYSICAL EXAMINATION REPORT GIVEN


  
**DR NISHA UNNI, MBBS,MD**  
**(RD),DNB (Reg.No:50162)**  
**Consultant Radiologist**


View Details



View Report

**PERFORMED AT :**

 DDRC AGILUS PATHLABS LIMITED  
 ASTER SQUARE BUILDING, ULLOOR,  
 MEDICAL COLLEGE P.O  
 TRIVANDRUM, 695011  
 KERALA, INDIA  
 Tel : 93334 93334, Fax : CIN - U85190MH2006PTC161480  
 Email : customercare.ddrc@agilus.in

**Patient Ref. No. 66600007977664**

PATIENT NAME : MR. THIRUPATHI V

REF. DOCTOR : SELF

CODE/NAME &amp; ADDRESS : CA00010147 -

MEDIWHEEL ARCOFEMI HEALTHCARE LIMITED  
F701A, LADO SARAI, NEW DELHI,SOUTH DELHI,  
DELHI,  
SOUTH DELHI 110030  
8800465156ACCESSION NO : **4182XB008690**

PATIENT ID : THIRM2402834182

CLIENT PATIENT ID:

ABHA NO :

AGE/SEX : 41 Years Male

DRAWN :

RECEIVED : 24/02/2024 09:18:02

REPORTED : 24/02/2024 16:39:44

Test Report Status **Final**

Results

Units

**MEDIWHEEL HEALTH CHECKUP ABOVE 40(M)TMT****ECG WITH REPORT**

REPORT

REPORT GIVEN

**USG ABDOMEN AND PELVIS**

REPORT

REPORT GIVEN

**CHEST X-RAY WITH REPORT**

REPORT

REPORT GIVEN

**HAEMATOLOGY****MEDIWHEEL HEALTH CHECKUP ABOVE 40(M)TMT****GLYCOSYLATED HEMOGLOBIN(HBA1C), EDTA WHOLE BLOOD**

HBA1C	5.4	Non-diabetic Adult < 5.7 Pre-diabetes 5.7 - 6.4 Diabetes diagnosis: > or = 6.5 Therapeutic goals: < 7.0 Action suggested : > 8.0 (ADA Guideline 2021)	%
MEAN PLASMA GLUCOSE	108.3	< 116.0	mg/dL

**BLOOD COUNTS,EDTA WHOLE BLOOD**

HEMOGLOBIN	<b>12.7 Low</b>	13.0 - 17.0	g/dL
RED BLOOD CELL COUNT	5.04	4.50 - 5.50	mil/ $\mu$ L

DR NISHA UNNI, MBBS,MD  
(RD),DNB (Reg.No:50162)  
Consultant RadiologistDR.HARI SHANKAR, MBBS MD  
(Reg No - TCMC:62092)  
HEAD - Biochemistry &  
ImmunologyDR.VAISHALI RAJAN, MBBS DCP  
(Pathology)  
(Reg No - TCC 27150)  
HOD - HAEMATOLOGY

View Details



View Report

Page 2 Of 9

**PERFORMED AT :**DDRC AGILUS PATHLABS LIMITED  
ASTER SQUARE BUILDING, ULLOOR,  
MEDICAL COLLEGE P.O  
TRIVANDRUM, 695011  
KERALA, INDIA  
Tel : 93334 93334, Fax : CIN - U85190MH2006PTC161480  
Email : customercare.ddrc@agilus.in

Patient Ref. No. 66600007977664

**PATIENT NAME : MR. THIRUPPATHI V**

**REF. DOCTOR : SELF**

**CODE/NAME & ADDRESS :** CA00010147 -  
 MEDIWHEEL ARCOFEMI HEALTHCARE LIMITED  
 F701A, LADO SARAI, NEW DELHI,SOUTH DELHI,  
 DELHI,  
 SOUTH DELHI 110030  
 8800465156

**ACCESSION NO :** **4182XB008690**  
**PATIENT ID :** THIRM2402834182  
**CLIENT PATIENT ID:**  
**ABHA NO :**

**AGE/SEX :** 41 Years Male  
**DRAWN :**  
**RECEIVED :** 24/02/2024 09:18:02  
**REPORTED :** 24/02/2024 16:39:44

Test Report Status	Final	Results	Units
--------------------	-------	---------	-------

WHITE BLOOD CELL COUNT	7.26	4.0 - 10.0	thou/ $\mu$ L
PLATELET COUNT	234	150 - 410	thou/ $\mu$ L

**RBC AND PLATELET INDICES**

HEMATOCRIT	40.4	40.0 - 50.0	%
MEAN CORPUSCULAR VOL	<b>80.2 Low</b>	83.0 - 101	fL
MEAN CORPUSCULAR HGB.	<b>25.2 Low</b>	27.0 - 32.0	pg
MEAN CORPUSCULAR HEMOGLOBIN CONCENTRATION	<b>31.4 Low</b>	31.50 - 34.50	g/dL
RED CELL DISTRIBUTION WIDTH	12.3	11.60 - 14.0	%
MENTZER INDEX	15.9		
MEAN PLATELET VOLUME	8.5	6.80 - 10.90	fL

**WBC DIFFERENTIAL COUNT**

SEGMENTED NEUTROPHILS	52	40.0 - 80.0	%
LYMPHOCYTES	37	20.0 - 40.0	%
MONOCYTES	5	2.0 - 10.0	%
EOSINOPHILS	6	1.0 - 6.0	%
BASOPHILS	0	0.0 - 1.0	%
ABSOLUTE NEUTROPHIL COUNT	3.78	2.0 - 7.0	thou/ $\mu$ L
ABSOLUTE LYMPHOCYTE COUNT	2.65	1.0 - 3.0	thou/ $\mu$ L
ABSOLUTE MONOCYTE COUNT	0.33	0.20 - 1.0	thou/ $\mu$ L
ABSOLUTE EOSINOPHIL COUNT	0.41	0.02 - 0.50	thou/ $\mu$ L
ABSOLUTE BASOPHIL COUNT	0.00		thou/ $\mu$ L
NEUTROPHIL LYMPHOCYTE RATIO (NLR)	1.5		

**ERYTHROCYTE SEDIMENTATION RATE (ESR),EDTA BLOOD**

SEDIMENTATION RATE (ESR)	<b>20 High</b>	0 - 14	mm at 1 hr
--------------------------	----------------	--------	------------

**DR.HARI SHANKAR, MBBS MD**  
 (Reg No - TCMC:62092)  
**HEAD - Biochemistry & Immunology**

**DR.VAISHALI RAJAN, MBBS DCP**  
 (Pathology)  
 (Reg No - TCC 27150)  
**HOD - HAEMATOLOGY**



View Details



View Report

**PERFORMED AT :**

DDRC AGILUS PATHLABS LIMITED  
 ASTER SQUARE BUILDING, ULLOOR,  
 MEDICAL COLLEGE P.O  
 TRIVANDRUM, 695011  
 KERALA, INDIA  
 Tel : 93334 93334, Fax : CIN - U85190MH2006PTC161480  
 Email : customercare.ddrc@agilus.in



**Patient Ref. No. 66600007977664**

**PATIENT NAME : MR. THIRUPPATHI V**
**REF. DOCTOR : SELF**
**CODE/NAME & ADDRESS :** CA00010147 -

 MEDIWHEEL ARCOFEMI HEALTHCARE LIMITED  
 F701A, LADO SARAI, NEW DELHI, SOUTH DELHI,  
 DELHI,  
 SOUTH DELHI 110030  
 8800465156

**ACCESSION NO :** 4182XB008690

**PATIENT ID :** THIRM2402834182

**CLIENT PATIENT ID:**
**ABHA NO :**
**AGE/SEX :** 41 Years Male

**DRAWN :**
**RECEIVED :** 24/02/2024 09:18:02

**REPORTED :** 24/02/2024 16:39:44

**Test Report Status** Final
**Results**
**Units**
**SUGAR URINE - POST PRANDIAL**

SUGAR URINE - POST PRANDIAL

NOT DETECTED

NOT DETECTED

**SUGAR URINE - FASTING**

SUGAR URINE - FASTING

NOT DETECTED

NOT DETECTED

**IMMUNOHAEMATOLOGY**
**MEDIWHEEL HEALTH CHECKUP ABOVE 40(M)TMT**
**ABO GROUP & RH TYPE, EDTA WHOLE BLOOD**

ABO GROUP

TYPE O

RH TYPE

POSITIVE

METHOD : COLUMN AGGLUTINATION TECHNOLOGY

&lt;b&gt;Interpretation(s)&lt;/b&gt;

ABO GROUP &amp; RH TYPE, EDTA WHOLE BLOOD-Blood group is identified by antigens and antibodies present in the blood. Antigens are protein molecules found on the surface of red blood cells. Antibodies are found in plasma. To determine blood group, red cells are mixed with different antibody solutions to give A,B,O or AB.

Disclaimer: "Please note, as the results of previous ABO and Rh group (Blood Group) for pregnant women are not available, please check with the patient records for availability of the same."

The test is performed by both forward as well as reverse grouping methods.

**BIO CHEMISTRY**
**MEDIWHEEL HEALTH CHECKUP ABOVE 40(M)TMT**
**BLOOD UREA NITROGEN (BUN), SERUM**

BLOOD UREA NITROGEN

9

Adult(&lt;60 yrs) : 6 to 20

mg/dL


**DR.HARI SHANKAR, MBBS MD**  
 (Reg No - TCMC:62092)  
 HEAD - Biochemistry &  
 Immunology


**DR.VAISHALI RAJAN, MBBS DCP**  
 (Pathology)  
 (Reg No - TCC 27150)  
 HOD - HAEMATOLOGY

Page 4 Of 9



View Details



View Report

**PERFORMED AT :**

 DDRC AGILUS PATHLABS LIMITED  
 ASTER SQUARE BUILDING, ULLLOOR,  
 MEDICAL COLLEGE P.O  
 TRIVANDRUM, 695011  
 KERALA, INDIA  
 Tel : 93334 93334, Fax : CIN - U85190MH2006PTC161480  
 Email : customercare.ddrc@agilus.in


Patient Ref. No. 66600007977664

<b>PATIENT NAME : MR. THIRUPATHI V</b>		<b>REF. DOCTOR : SELF</b>	
<b>CODE/NAME &amp; ADDRESS :</b> CA00010147 - MEDIWHEEL ARCOFEMI HEALTHCARE LIMITED F701A, LADO SARAI, NEW DELHI,SOUTH DELHI, DELHI, SOUTH DELHI 110030 8800465156	<b>ACCESSION NO :</b> <b>4182XB008690</b>	<b>AGE/SEX :</b> 41 Years	Male
	<b>PATIENT ID :</b> THIRM2402834182	<b>DRAWN :</b>	
	<b>CLIENT PATIENT ID:</b>	<b>RECEIVED :</b> 24/02/2024 09:18:02	
	<b>ABHA NO :</b>	<b>REPORTED :</b> 24/02/2024 16:39:44	

Test Report Status	Final	Results	Units
--------------------	-------	---------	-------

**BUN/CREAT RATIO**

BUN/CREAT RATIO 10.9

**CREATININE, SERUM**

CREATININE 0.82 18 - 60 yrs : 0.9 - 1.3 mg/dL

**GLUCOSE, POST-PRANDIAL, PLASMA**

GLUCOSE, POST-PRANDIAL, PLASMA 103  
 Diabetes Mellitus : > or = 200. mg/dL  
 Impaired Glucose tolerance/  
 Prediabetes : 140 - 199.  
 Hypoglycemia : < 55.

**GLUCOSE FASTING,FLUORIDE PLASMA**

FBS (FASTING BLOOD SUGAR) 95  
 Diabetes Mellitus : > or = 126. mg/dL  
 Impaired fasting Glucose/  
 Prediabetes : 101 - 125.  
 Hypoglycemia : < 55.

**LIVER FUNCTION TEST WITH GGT**

BILIRUBIN, TOTAL 0.60 General Range : < 1.1 mg/dL  
 BILIRUBIN, DIRECT 0.24 General Range : < 0.3 mg/dL  
 BILIRUBIN, INDIRECT 0.36 General Range : <0.85 mg/dL  
 TOTAL PROTEIN 6.9 Ambulatory : 6.4 - 8.3 g/dL  
 Recumbant : 6 - 7.8  
 ALBUMIN 4.4 20-60yrs : 3.5 - 5.2 g/dL

**DR.HARI SHANKAR, MBBS MD**  
 (Reg No - TCMC:62092)  
 HEAD - Biochemistry &  
 Immunology



View Details



View Report

**PERFORMED AT :**

DDRC AGILUS PATHLABS LIMITED  
 ASTER SQUARE BUILDING, ULLOOR,  
 MEDICAL COLLEGE P.O  
 TRIVANDRUM, 695011  
 KERALA, INDIA  
 Tel : 93334 93334, Fax : CIN - U85190MH2006PTC161480  
 Email : customercare.ddrc@agilus.in



**Patient Ref. No. 66600007977664**

**PATIENT NAME : MR. THIRUPPATHI V**

**REF. DOCTOR : SELF**

**CODE/NAME & ADDRESS :** CA00010147 -  
 MEDIWHEEL ARCOFEMI HEALTHCARE LIMITED  
 F701A, LADO SARAI, NEW DELHI,SOUTH DELHI,  
 DELHI,  
 SOUTH DELHI 110030  
 8800465156

**ACCESSION NO :** 4182XB008690  
**PATIENT ID :** THIRM2402834182  
**CLIENT PATIENT ID:**  
**ABHA NO :**

**AGE/SEX :** 41 Years Male  
**DRAWN :**  
**RECEIVED :** 24/02/2024 09:18:02  
**REPORTED :** 24/02/2024 16:39:44

Test Report Status	Final	Results	Units
--------------------	-------	---------	-------

GLOBULIN	2.5	General Range : 2 - 3.5 Premature Neonates : 0.29 - 1.04	g/dL
ALBUMIN/GLOBULIN RATIO	1.8	General Range : 1.1 - 2.5	RATIO
ASPARTATE AMINOTRANSFERASE (AST/SGOT)	16	Adults : < 40	U/L
ALANINE AMINOTRANSFERASE (ALT/SGPT)	15	Adults : < 45	U/L
ALKALINE PHOSPHATASE	69	Adult(<60yrs) : 40 -130	U/L
GAMMA GLUTAMYL TRANSFERASE (GGT)	29	Adult (Male) : < 60	U/L

**TOTAL PROTEIN, SERUM**

TOTAL PROTEIN	6.9	Ambulatory : 6.4 - 8.3 Recumbant : 6 - 7.8	g/dL
---------------	-----	---	------

**URIC ACID, SERUM**

URIC ACID	6.2	Adults : 3.4-7	mg/dL
-----------	-----	----------------	-------

**BIOCHEMISTRY - LIPID**

**MEDIWHEEL HEALTH CHECKUP ABOVE 40(M)TMT**

**LIPID PROFILE, SERUM**

CHOLESTEROL	203	Desirable : < 200 Borderline : 200-239 High : >or= 240	mg/dL
TRIGLYCERIDES	100	Normal : < 150 High : 150-199 Hypertriglyceridemia : 200-499 Very High : > 499	mg/dL
HDL CHOLESTEROL	53	General range : 40-60	mg/dL
LDL CHOLESTEROL, DIRECT	150	Optimum : < 100 Above Optimum : 100-129	mg/dL

**DR.HARI SHANKAR, MBBS MD**  
 (Reg No - TCMC:62092)  
**HEAD - Biochemistry & Immunology**



View Details



View Report

**PERFORMED AT :**

DDRC AGILUS PATHLABS LIMITED  
 ASTER SQUARE BUILDING, ULLLOOR,  
 MEDICAL COLLEGE P.O  
 TRIVANDRUM, 695011  
 KERALA, INDIA  
 Tel : 93334 93334, Fax : CIN - U85190MH2006PTC161480  
 Email : customercare.ddrc@agilus.in



**Patient Ref. No. 66600007977664**

**PATIENT NAME : MR. THIRUPPATHI V**

**REF. DOCTOR : SELF**

**CODE/NAME & ADDRESS :** CA00010147 -  
 MEDIWHEEL ARCOFEMI HEALTHCARE LIMITED  
 F701A, LADO SARAI, NEW DELHI, SOUTH DELHI,  
 DELHI,  
 SOUTH DELHI 110030  
 8800465156

**ACCESSION NO :** 4182XB008690  
**PATIENT ID :** THIRM2402834182  
**CLIENT PATIENT ID:**  
**ABHA NO :**

**AGE/SEX :** 41 Years Male  
**DRAWN :**  
**RECEIVED :** 24/02/2024 09:18:02  
**REPORTED :** 24/02/2024 16:39:44

Test Report Status	Final	Results	Units
--------------------	-------	---------	-------

NON HDL CHOLESTEROL	150	Borderline High : 130-159 High : 160-189 Very High : >or= 190 Desirable : < 130 Above Desirable : 130 -159 Borderline High : 160 - 189 High : 190 - 219 Very high : > / = 220	mg/dL
VERY LOW DENSITY LIPOPROTEIN CHOL/HDL RATIO	20.0 3.8	</= 30.0	mg/dL
LDL/HDL RATIO	2.8	Low Risk : 3.3 - 4.4 Average Risk : 4.5 - 7.0 Moderate Risk : 7.1 - 11.0 High Risk : > 11.0 Desirable/Low Risk - 0.5-3 Borderline/Moderate Risk- 3.1-6 High Risk- >6.0	

**SPECIALISED CHEMISTRY - HORMONE**

**MEDIWHEEL HEALTH CHECKUP ABOVE 40(M)TMT**

**THYROID PANEL, SERUM**

T3	125.00	Adult : 80-200	ng/dL
T4	9.02	Adults : 4.5-12.1	µg/dl
TSH 3RD GENERATION	2.300	21-50 yrs : 0.4 - 4.2	µIU/mL

**SPECIALISED CHEMISTRY - TUMOR MARKER**

**MEDIWHEEL HEALTH CHECKUP ABOVE 40(M)TMT**

**PROSTATE SPECIFIC ANTIGEN, SERUM**

**DR.HARI SHANKAR, MBBS MD**  
 (Reg No - TCMC:62092)  
**HEAD - Biochemistry & Immunology**



View Details



View Report

**PERFORMED AT :**

DDRC AGILUS PATHLABS LIMITED  
 ASTER SQUARE BUILDING, ULLLOOR,  
 MEDICAL COLLEGE P.O  
 TRIVANDRUM, 695011  
 KERALA, INDIA  
 Tel : 93334 93334, Fax : CIN - U85190MH2006PTC161480  
 Email : customercare.ddrc@agilus.in



**Patient Ref. No. 66600007977664**



<b>PATIENT NAME : MR. THIRUPATHI V</b>		<b>REF. DOCTOR : SELF</b>	
<b>CODE/NAME &amp; ADDRESS</b> : CA00010147 - MEDIWHEEL ARCOFEMI HEALTHCARE LIMITED F701A, LADO SARAI, NEW DELHI,SOUTH DELHI, DELHI, SOUTH DELHI 110030 8800465156		<b>ACCESSION NO</b> : <b>4182XB008690</b>	<b>AGE/SEX</b> : 41 Years Male
		<b>PATIENT ID</b> : THIRM2402834182	<b>DRAWN</b> :
		<b>CLIENT PATIENT ID</b> :	<b>RECEIVED</b> : 24/02/2024 09:18:02
		<b>ABHA NO</b> :	<b>REPORTED</b> : 24/02/2024 16:39:44

Test Report Status	Final	Results	Units
PROSTATE SPECIFIC ANTIGEN		0.693	ng/mL
Age Specific :- <49yrs : <2.5 50-59yrs : <3.5 60-69yrs : <4.5 >70yrs : <6.5			

**CLINICAL PATH - URINALYSIS**

**MEDIWHEEL HEALTH CHECKUP ABOVE 40(M)TMT**

**PHYSICAL EXAMINATION, URINE**

COLOR	PALE YELLOW
APPEARANCE	CLEAR

**CHEMICAL EXAMINATION, URINE**

PH	7.0	4.7 - 7.5
SPECIFIC GRAVITY	1.007	1.003 - 1.035
PROTEIN	NEGATIVE	NOT DETECTED
GLUCOSE	NEGATIVE	NOT DETECTED
KETONES	NEGATIVE	NOT DETECTED
BLOOD	NEGATIVE	NOT DETECTED
BILIRUBIN	NEGATIVE	NOT DETECTED
UROBILINOGEN	NORMAL	NORMAL
METHOD : DIPSTICK		
NITRITE	NEGATIVE	NOT DETECTED

**MICROSCOPIC EXAMINATION, URINE**

RED BLOOD CELLS	NOT DETECTED	NOT DETECTED	/HPF
WBC	0-1	0-5	/HPF
EPITHELIAL CELLS	0-1	0-5	/HPF

**DR.HARI SHANKAR, MBBS MD**  
(Reg No - TCMC:62092)  
**HEAD - Biochemistry & Immunology**

**DR.VAISHALI RAJAN, MBBS DCP**  
(Pathology)  
(Reg No - TCC 27150)  
**HOD - HAEMATOLOGY**



View Details



View Report

**PERFORMED AT :**  
DDRC AGILUS PATHLABS LIMITED  
ASTER SQUARE BUILDING, ULLOOR,  
MEDICAL COLLEGE P.O  
TRIVANDRUM, 695011  
KERALA, INDIA  
Tel : 93334 93334, Fax : CIN - U85190MH2006PTC161480  
Email : customercare.ddrc@agilus.in



**Patient Ref. No. 66600007977664**

**PATIENT NAME : MR. THIRUPATHI V**

**REF. DOCTOR : SELF**

**CODE/NAME & ADDRESS :** CA00010147 -  
 MEDIWHEEL ARCOFEMI HEALTHCARE LIMITED  
 F701A, LADO SARAI, NEW DELHI, SOUTH DELHI,  
 DELHI,  
 SOUTH DELHI 110030  
 8800465156

**ACCESSION NO :** **4182XB008690**  
**PATIENT ID :** THIRM2402834182  
**CLIENT PATIENT ID:**  
**ABHA NO :**

**AGE/SEX :** 41 Years Male  
**DRAWN :**  
**RECEIVED :** 24/02/2024 09:18:02  
**REPORTED :** 24/02/2024 16:39:44

Test Report Status	Final	Results	Units
--------------------	-------	---------	-------

CASTS	NEGATIVE
CRYSTALS	NEGATIVE
REMARKS	NIL

METHOD : AUTOMATED ANALYSER, MICROSCOPY

**DR.VAISHALI RAJAN, MBBS DCP**  
**(Pathology)**  
**(Reg No - TCC 27150)**  
**HOD - HAEMATOLOGY**



View Details



View Report

**PERFORMED AT :**

DDRC AGILUS PATHLABS LIMITED  
 ASTER SQUARE BUILDING, ULLOOR,  
 MEDICAL COLLEGE P.O  
 TRIVANDRUM, 695011  
 KERALA, INDIA  
 Tel : 93334 93334, Fax : CIN - U85190MH2006PTC161480  
 Email : customercare.ddrc@agilus.in



**Patient Ref. No. 66600007977664**

## DDRC agilus Trivandrum

**Name: THIRUPPATHI V**

**Date: 24-02-2024 Time: 12:34**

**Age: 41 Gender: M Height: 161 cms Weight: 78 Kg ID: 2XB008690**

**Clinical History: NIL**

**Medications: NIL**

### Test Details:

**Protocol: Bruce Predicted Max HR: 179 Target HR: 152 (85% of Pr. MHR)**

**Exercise Time: 0:08:37 Achieved Max HR: 179 (100% of Pr. MHR)**

**Max BP: 170/80 Max BP x HR: 30430 Max Mets: 9.7**

**Test Termination Criteria: THR ATTAINED**

### Protocol Details:

Stage Name	Stage Time	METS	Speed kmph	Grade %	Heart Rate bpm	BP mmHg	RPP	Max ST Level mm	Max ST Slope mV/s
Supine	00:14	1	0	0	96	120/80	11520	1.5 V3	0.8 V3
Standing	00:08	1	0	0	110	120/80	13200	1.3 V3	1.1 V2
HyperVentilation	00:11	1	0	0	104	120/80	12480	1.7 V3	0.9 V3
PreTest	00:26	1	1.6	0	124	120/80	14880	1.7 V2	1.2 V2
Stage: 1	03:00	4.7	2.7	10	133	130/80	17290	1.8 V2	1.4 V2
Stage: 2	03:00	7	4	12	159	150/80	23850	-1.4 II	1.2 V3
Peak Exercise	02:37	9.7	5.5	14	179	170/80	30430	1.9 V3	1.6 V3
Recovery1	01:00	1	0	0	157	140/80	21980	2.4 V3	1.9 V3
Recovery2	01:00	1	0	0	128	130/80	16640	3.2 V3	2.5 V3
Recovery3	00:28	1	0	0	132	120/80	15840	2.6 V3	2.2 V3

### Interpretation

The Patient Exercised according to Bruce Protocol for 0:08:37 achieving a work level of 9.7 METS.  
 Resting Heart Rate, initially 96 bpm rose to a max. heart rate of 179bpm (100% of Predicted Maximum Heart Rate).  
 Resting Blood Pressure of 120/80 mmHg, rose to a maximum Blood Pressure of 170/80 mmHg  
 NO ANGINA/ARRHYTHMIAS/SOB  
 GOOD EFFORT TOLERANCE  
 NO ST,T CHANGES  
 TEST IS NEGATIVE FOR INDUCIBLE ISCHEMIA



**Dr. SAJITH. K**  
**MD, DNB**  
**CONSULTANT CARDIOLOGIST**  
**Reg.No: 19436**

Ref. Doctor: MEDIWHEEL

Doctor: DR.SAJITH.K

**SCHILLER**  
 The Art of Diagnostics

( Summary Report edited by User )  
 Cardiovit CS-10 Version:3.5

# DDRC agilus Trivandrum

THIRUPATHI V (41 M)

Bruce Protocol

ID: 2XB008690

Date: 24-02-2024

Exec Time: 0:00:00

Stage Time: 00:14

HR: 96 bpm

Stage: Supine

Speed: 0 km/h

Slope: 0%

BP: 120/80 mmHg




Chart Speed: 25 mm/sec

Amplitude: 10mm/mV

Filter: 25 Hz Mains Filter: ON

ISO = R - 60 ms, J = R + 60 ms, Post J = J + 80 ms

# DDRC agilus Trivandrum

THIRUPATHI V (41 M)

Bruce Protocol

ID: 2XBB008690

Date: 24-02-2024

Exec Time: 0:00:00

Stage Time: 00:08

HR: 110 bpm

Stage: Standing

Speed: 0

Slope: 0 %

THR: 152 bpm

BP: 120/80 mmHg




Chart Speed: 25 mm/sec

Amplitude: 10mm/mV

Filter: 25 Hz

Mains Filter: ON

ISO = R - 60 ms, J = R + 60 ms, Post J = J + 80 ms

Schiller Cardioit CS-10 Version:3.5

# DDRC agilus Trivandrum

THIRUPATHI V (41 M)

Bruce Protocol

ID: 2XB008690

Date: 24-02-2024

Stage: HyperVentilation

Speed: 0

Exec Time : 0:00:00

Slope: 0 %

Stage Time: 00:11

THR: 152 bpm

HR: 104 bpm

BP: 120/80 mmHg




Chart Speed: 25 mm/sec

Amplitude: 10mm/mV

Filter: 25 Hz Mains Filter: ON

ISO = R - 60 ms, J = R + 60 ms, Post J = J + 80 ms

# DDRC agilus Trivandrum

THRUPATHI V (41 M)

Bruce Protocol

ID: 2XB008690

Date: 24-02-2024

Exec Time : 0:03:00

HR: 133 bpm

Stage: I

Speed: 2.7 kmph

THR: 152 bpm

BP: 130/80 mmHg




Chart Speed: 25 mm/sec

Amplitude: 10mm/mV

Filter: 25 Hz Mains Filter: ON

ISO = R - 60 ms, J = R + 60 ms, Post J = J + 80 ms

Schiller Cardiovit CS-10 Version:3.5

# DDRRC agilus Trivandrum

THRUPATHI V (41 M)

HR: 159 bpm  
BP: 150/80 mmHg

Exec Time : 0:06:00  
Stage Time: 03:00  
THR: 152 bpm  
Slope: 12 %

Date: 24-02-2024  
Speed: 4 kmph

ID: 2XB008690  
Stage: 2

Bruce Protocol




Chart Speed: 25 mm/sec

Amplitude: 10mm/mV

Filter: 25 Hz Mains Filter: ON

ISO = R - 60 ms, J = R + 60 ms, Post J = J + 80 ms



# DDRC agilus Trivandrum

**THIRUPATHI V (41 M)**

Bruce Protocol

ID: 2XB008690

Date: 24-02-2024

Exec Time : 0:08:37

**HR: 179 bpm**

BP: 170/80 mmHg

Stage: 3 Peak Exercise

Speed: 5.5 kmph

Slope: 14 %

THR: 152 bpm




Chart Speed: 25 mm/sec

Amplitude: 10mm/mV

Filter: 25 Hz Mains Filter: ON

ISO = R - 60 ms, J = R + 60 ms, Post J = J + 80 ms

# DDRC agilus Trivandrum

THIRUPATHI V (41 M)

HR: 175 bpm  
BP: 140/80 mmHg

Stage Time: 00:25  
THR: 152 bpm

Exec Time: 00:00  
Slope: 0 %

Date: 24-02-2024  
Speed: 0 kmph

ID: 2XB008690  
Stage: Recovery I

Bruce Protocol




Chart Speed: 25 mm/sec

Amplitude: 10mm/mV

Filter: 25 Hz Mains Filter: ON

ISO = R - 60 ms, J = R + 60 ms, Post J = J + 80 ms

# DDRC agilus Trivandrum

**THIRUPATHI V (41 M)**

Bruce Protocol

ID: 2XB008690

Date: 24-02-2024

Stage Time: 01:00

HR: 157 bpm

Stage: Recovery1

Speed: 0 kmph

Slope: 0 %

THR: 152 bpm

BP: 140/80 mmHg




Chart Speed: 25 mm/sec

Amplitude: 10mm/mV

Filter: 25 Hz

Mains Filter: ON

ISO = R - 60 ms, J = R + 60 ms, Post J = J + 80 ms

# DDRC agilis Trivandrum

THIRUPATHI V (41 M)

Bruce Protocol

ID: 2XB008690

Date: 24-02-2024

Stage: Recovery2

HR: 128 bpm

Speed: 0 kmph

Exec Time: 00:00

Slope: 0 %

BP: 130/80 mmHg

THR: 152 bpm




Chart Speed: 25 mm/sec

Amplitude: 10mm/mV

Filter: 25 Hz

Mains Filter: ON

ISO = R - 60 ms, J = R + 60 ms, Post J = J + 80 ms

# DDRC agilus Trivandrum

THIRUPATHI V (41 M)

Bruce Protocol

ID: 2XB008690

Date: 24-02-2024

Stage: Recovery3

Speed: 0 kmph

Exec Time : 00:00

Stage Time: 00:28

THR: 152 bpm

HR: 132 bpm

BP: 120/80 mmHg




Chart Speed: 25 mm/sec

Amplitude: 10mm/mV

Filter: 25 Hz

Mains Filter: ON

ISO = R - 60 ms, J = R + 60 ms, Post J = J + 80 ms

Schiller Cardioit CS-10 Version:3.5