



સાથિયો

ભારતીય ઇલેક્ટ્રોનિક ડાટા ઓથોરિટી યુ.આઇ.આઇ.
Unique Identification Authority of India

સંખ્યા: W/O: ડીપામ. 9/103, કિશનદેસા
સ્ટ્રીટ, નેાર ડેસા મેટ્રો પોલીસ
સ્ટેશન, સુરત શહેર, ગુજરાત.
સુરત, ગુજરાત.
પિન્કોડ: 395003

Address: W/O: Dipam, 9/103, Kishan Desai
Street, Near Desai Metro Police
Station, Surat City, Surat, Gujarat.
395003

6517 1883 3450



mail@uidai.gov.in



www.uidai.gov.in



1847
1800 300 1847

Handwritten notes in Gujarati on the background paper, including names like 'Sunam', 'Harsini', 'Ajaykhai', and various numbers and dates.



HEALTH CHECK-UP SUMMARY

Name: Chitra Shukla

Date: 27/01/2024

Email ID:

Sex: FEMALE Age: 46 Years Contact No: 9825350659 Remarks:

Under-weight	-
Normal	✓
Over-weight	-

i> BMI

Height (in Cm): <u>155</u>	Weight (in Kg): <u>43</u>	BMI: <u>20.4</u>
Hip (in Cm): <u>94</u>	Waist (in Cm): <u>87</u>	Hip to Waist Ratio: <u>1.08</u>

ii> Blood Pressure & Pulse

120/80 mmHg
82/Mini Regular

If high or low, whether the person is on medication: YES / NO

iii> Blood Tests & Lung Function Remarks

RS
CVS
CNS }

If abnormal, whether the person is on medication: YES / NO

iv> Eye Test Remarks

Eye Sight: (R) 6/9 (L) 6/9
Color Vision: (2)

v> Heart Disease

Whether any specific heart ailment detected (ECG findings):
NAD

vi> Any other problems needing attention / Overall Assessment:

NO

Chirag Patel
Dr. Chirag Patel
M.B.B.S. G-49432

c.o. shukla.

Revival Diagnostic

401, Aqua Corridor,
B's. Star Bazar, Surat-395009
Ph. 91062-28601

Laboratory Test Result are Subject to technical limitation and should be clinically correlate for final diagnosis

4th Floor, Aqua Corridor, Hazira Road, Adajan Pal, Surat-395009.

0261 2747788, 9825947712 revivaldiagnostics.surat@gmail.com www.revivaldiagnostics.com

This medical report is not intended for medico-legal purposes.



Name	CHITRA SHUKLA	Age/Gender	46Yrs/Female
Reg No.	818/24	Receipt No	15916
Referred By	Bank of Baroda (BOB) - MEDI WHEEL()	Mode of Payment	CREDIT
Collection Type	CENTER	Collection DateTime	27-Jan-2024 09:27 AM

BLOOD GROUP - 270124124 Released at 27-Jan-2024 12:25 PM

Parameter	Result	Biological Ref.Range	Method
-Blood Group	"O"		
-Rh Factor	POSITIVE		

CBC - 270124124 Released at 27-Jan-2024 11:38 AM

Parameter	Result	Biological Ref.Range	Method
-Haemoglobin	11.8 gm/dL	L (12 - 16 gm/dL)	Auto
-RBC Count	4.39 mill/cumm	(4.2 - 5.4 mill/cumm)	Auto
-Total WBC Count	5700 /cumm	(4000 - 10000 /cumm)	Auto
-Platelet Count	2.71 lakh/cumm	(1.5 - 4.5 lakh/cumm)	Auto

Blood Indices

-HCT	37.0 %	L (40 - 55 %)	Auto
-MCV	86.0 fl	(80 - 92 fl)	Auto
-MCH	27.4 pg	(27 - 31 pg)	Auto
-MCHC	31.9 gm/dL	L (32 - 36 gm/dL)	Auto
-RDW	12.5 %	(11 - 15 %)	Auto

Diff WBC Count

-Polymorphs	54 %	(40 - 80 %)	Microscopically
-Lymphocytes	39 %	(20 - 40 %)	Microscopically
-Eosinophils	05 %	(1 - 6 %)	Microscopically
-Monocytes	02 %	(2 - 7 %)	Microscopically
-Basophils	00 %	(0 - 1 %)	Microscopically
-PLATELET ON SMEAR	Adequate		Microscopically
-MALARIAL PARASITES	Malarial Parasites Not Detected		Microscopically

[Test performed on Fully Automated Hematology Analyzer ERBA H-360]

Revival Diagnostics

401-Aqua Corridor,
Beside Star Bazar, Adajan,
Surat-395009. Mo. 9825947712

Dr. Shivangi Gandhi
M.B.B.S, M.D (Pathology)

Laboratory Test Result are Subject to technical limitation and should be clinically correlate for final diagnosis

4th Floor, Aqua Corridor, Hazira Road, Adajan Pal, Surat-395009.

☎ 0261 2747788, 9825947712 📧 revivaldiagnostics.surat@gmail.com 🌐 www.revivaldiagnostics.com

This medical report is not intended for medico-legal purposes.



Name	CHITRA SHUKLA	Age/Gender	46Yrs/Female
Reg No.	818/24	Receipt No	15916
Referred By	Bank of Baroda (BOB) - MEDI WHEEL()	Mode of Payment	CREDIT
Collection Type	CENTER	Collection DateTime	27-Jan-2024 09:27 AM

ESR - 270124124 Released at 27-Jan-2024 11:55 AM

Parameter	Result	Biological Ref.Range	Method
-E.S.R	08 mm/hr	(3 - 15 mm/hr)	



Revival Diagnostics

401-Aqua Corridor,
Beside Star Bazar, Adajan,
Surat-395009. Mo. 9825947717

Dr. Shivangi Gandhi
M.B.B.S, M.D (Pathology)

Laboratory Test Result are Subject to technical limitation and should be clinically correlate for final diagnosis



Name	CHITRA SHUKLA	Age/Gender	46Yrs/Female
Reg No.	818/24	Receipt No	15916
Referred By	Bank of Baroda (BOB) - MEDI WHEEL()	Mode of Payment	CREDIT
Collection Type	CENTER	Collection DateTime	27-Jan-2024 09:27 AM

LIVER FUNCTION TEST (LFT) - 270124127 Released at 27-Jan-2024 12:48 PM

Parameter	Result	Biological Ref.Range	Method
-Serum Total Bilirubin	0.2 mg/dL	(0 - 1.3 mg/dL)	Diazo
-Serum Direct Bilirubin	0.1 mg/dL	(0 - 0.4 mg/dL)	Diazo
-Serum InDirect Bilirubin	0.1 mg/dL	(0.1 - 1.3 mg/dL)	Calculated
-Total Protein (TP)	6.4 gm/dL	(6.4 - 8.3 gm/dL)	Biuret
-Albumin (ALB)	3.8 gm/dL	(3.5 - 5.2 gm/dL)	BCG
-Globulin	2.6 gm/dL	(2.3 - 3.6 gm/dL)	Calculated
-A/G Ratio	1.46 gm/dL	(1 - 2.3 gm/dL)	Calculated
-SGPT(ALT)	12 U/L	(5 - 45 U/L)	IFCC, Kinetic without Pyridoxal Phosphate
-SGOT (AST)	15 U/L	(0 - 35 U/L)	IFCC, Without Pyridoxal Phosphate
-Alkaline Phosph.	88 U/L	(42 - 128 U/L)	ALP-AMP
-GGT	9 U/L	(5 - 50 U/L)	Giupa-C

[Test performed on Fully Automated Biochemistry Analyzer ERBA EM200]

REVIVAL
DIAGNOSTICS

Revival Diagnostics

401-Aqua Corridor,
Beside Star Bazar, Adajan,
Surat-395009. Mo. 9825947717

Dr. Shivangi Gandhi
M.B.B.S, M.D (Pathology)

Laboratory Test Result are Subject to technical limitation and should be clinically correlate for final diagnosis

4th Floor, Aqua Corridor, Hazira Road, Adajan Pal, Surat-395009.

0261 2747788, 9825947712 revivaldiagnostics.surat@gmail.com www.revivaldiagnostics.com

This medical report is not intended for medico-legal purposes.



Name	CHITRA SHUKLA	Age/Gender	46Yrs/Female
Reg No.	818/24	Receipt No	15916
Referred By	Bank of Baroda (BOB) - MEDI WHEEL()	Mode of Payment	CREDIT
Collection Type	CENTER	Collection DateTime	27-Jan-2024 09:27 AM

Creatinine - 270124127 Released at 27-Jan-2024 12:48 PM

Parameter	Result	Biological Ref.Range	Method
-Creatinine	0.6 mg/dL	(0.6 - 1.14 mg/dL)	ENZYMATIC

BUN - 270124127 Released at 27-Jan-2024 11:34 AM

Parameter	Result	Biological Ref.Range	Method
-Blood Urea Nitrogen (BUN)	10 mg/dL	(6 - 20 mg/dL)	Calculated

Uric Acid - 270124123 Released at 27-Jan-2024 12:49 PM

Parameter	Result	Biological Ref.Range	Method
-Uric Acid	2.8 mg/dL	L (3.5 - 7.2 mg/dL)	Uricase-POD



Revival Diagnostics

401-Aqua Corridor,
Beside Star Bazar, Adajan,
Surat-395009. Mo. 9825947712

Dr. Shivangi Gandhi
M.B.B.S, M.D (Pathology)

Laboratory Test Result are Subject to technical limitation and should be clinically correlate for final diagnosis



Name	CHITRA SHUKLA	Age/Gender	46Yrs/Female
Reg No.	818/24	Receipt No	15916
Referred By	Bank of Baroda (BOB) - MEDI WHEEL()	Mode of Payment	CREDIT
Collection Type	CENTER	Collection DateTime	27-Jan-2024 09:27 AM

Lipid Profile - 270124127 Released at 27-Jan-2024 12:49 PM

Parameter	Result	Biological Ref.Range	Method
-Serum Cholesterol	228 mg/dL	Desirable < 200 mg/dl Borderline High : 200-239 mg/dl High : > 240 mg/dl	CHOD-PAP
-Serum Triglyceride	59 mg/dL	Normal < 150 mg/dl Borderline High : 150 - 199 mg/dl High : 200 - 499 mg/dl Very High : 500 mg/dl	GPO-POD Method
-Serum HDLD(Direct)	60 mg/dL	Normal > 55 mg/dl Borderline : 35-55 mg/dl Undesirable: < 35 mg/dl	PVS-PEGME Precipitation with CHOD-POD
-Serum VLDL	12 mg/dL	(5 - 30 mg/dL)	Calculated
-Serum LDL(Direct)	156 mg/dL	Optimal:< 100 mg/dl Above Optimal : 100- 129 mg/dl Borderline High : 130-159 mg/dl High : > 160-189mg/dl Very High : >190 mg/dl	Calculated
-Chol/HDL	3.80	Low risk: <3.8 Medium Risk: 3.8 to 5.9 High Risk: > 6	Calculated
-LDL/Chol	1.46	Low risk: <3.55 Medium Risk: 3.55 to 4.0 High Risk: > 6	Calculated

[Test performed on Fully Automated Biochemistry Analyzer ERBA EM200]

Revival Diagnostics

401-Aqua Corridor,

Beside Star Bazar, Adajan,

Surat-395009, Mo. 9825947712

Laboratory Test Result are Subject to technical limitation and should be clinically correlate for final diagnosis

Dr. Shivangi Gandhi
M.B.B.S, M.D (Pathology)

4th Floor, Aqua Corridor, Hazira Road, Adajan Pal, Surat-395009.

0261 2747788, 9825947712 revivaldiagnostics.surat@gmail.com www.revivaldiagnostics.com

This medical report is not intended for medico-legal purposes.



Name	CHITRA SHUKLA	Age/Gender	46Yrs/Female
Reg No.	818/24	Receipt No	15916
Referred By	Bank of Baroda (BOB) - MEDI WHEEL()	Mode of Payment	CREDIT
Collection Type	CENTER	Collection DateTime	27-Jan-2024 09:27 AM

Urine Routine & Micro Examination - 270124129 Released at 27-Jan-2024 12:35 PM

Parameter	Result	Biological Ref.Range	Method
Physical Examination			
-Quantity	30		Manual
-Colour	Pale Yellow	Pale Yellow	Manual
-Appearance	Clear	Clear	Manual
-Reaction (pH)	Acidic		Dipstick
-Specific Gravity	1.025		Dipstick
Chemical Examination			
-Proteins.	Absent		Dipstick
-Sugar	Absent		Dipstick
-Acetone.	Absent		Dipstick
-Bile Salts	Absent	Absent	Dipstick
-Bile Pigments	Absent	Absent	Dipstick
-Occult Blood Test (OBT).	Negative		Dipstick
Microscopic Examination			
-Pus Cells	2-3		Microscopically
-Red Blood Cells	Absent		Microscopically
-Epithelial Cells	2-3		Microscopically
-Bacteria.	Absent		Microscopically
-Crystals	Absent	Absent	Microscopically
-Others	NIL	Absent	Microscopic Examination

Revival Diagnostics

401-Aqua Corridor,
Beside Star Bazar, Adajan,
Surat-395009. Mo. 9825947712

Laboratory Test Result are Subject to technical limitation and should be clinically correlate for final diagnosis

Sg

Dr. Shivangi Gandhi
M.B.B.S, M.D (Pathology)

4th Floor, Aqua Corridor, Hazira Road, Adajan Pal, Surat-395009.

0261 2747788, 9825947712 revivaldiagnostics.surat@gmail.com www.revivaldiagnostics.com

This medical report is not intended for medico-legal purposes.



Name	CHITRA SHUKLA	Age/Gender	46Yrs/Female
Reg No.	818/24	Receipt No	15916
Referred By	Bank of Baroda (BOB) - MEDI WHEEL()	Mode of Payment	CREDIT
Collection Type	CENTER	Collection DateTime	27-Jan-2024 09:27 AM

Total T3 T4 TSH - 270124127 Released at 27-Jan-2024 12:54 PM

Parameter	Result	Biological Ref.Range	Method
-Total T3	1.31 ng/ml	(0.87 - 1.78 ng/ml)	Fluorescence Enzyme Immunoassay
-Total T4	8.17 ug/dl	(4.6 - 11 ug/dl)	Fluorescence Enzyme Immunoassay
-TSH	1.36 uIU/ml	0.50 - 5.50 uIU/ml 5.5 to 15 ul U/ml - Suggested Clinical co-relation or Repeat test with new sample as physiological factors can give false high TSH Above 15uIU/ml Hypothyroid PREGNANT WOMEN normal ranges for TSH: 1st Trimester : 0.0878 - 2.8293 uIU/ml 2nd Trimester : 0.1998 - 2.7915 uIU/ml 3rd Trimester : 0.307 - 2.9028 uIU/ml Ref: Tietz Fundamentals of Clinical Chemistry	Fluorescence Enzyme Immunoassay

[Test performed on Fully Automated Immunology Analyzer Maglumi-600]

Revival Diagnostics

401-Aqua Corridor,
Beside Star Bazar, Adajan,
Surat-395009. Mo. 9825947717

Dr. Shivangi Gandhi
M.B.B.S, M.D (Pathology)

Laboratory Test Result are Subject to technical limitation and should be clinically correlate for final diagnosis



Department Of Ophthalmology

Demographic Information:

EMP ID :		SR.NO :	
Name :	Chitra Shukla	Date :	27/01/24
Age :	46 yrs		
Sex :	Female		
Department :			

EYE TEST

1. VISION :-

RIGHT EYE :- 6/9

LEFT EYE :- 6/9

2. COLOR VISION :-

RIGHT EYE :- (2)

LEFT EYE :- (2)

3. NIGHT VISION :-

RIGHT EYE :- (2)

LEFT EYE :- (2)

REMARKS :-

No

Revival Diagnostic
401, Aqua Corridor,
B/s. Star Bazar, Surat-395009
MO. 91062-28601
DOCTOR SIGN

help@healthledger.co.in
+91 916 907 5555



Dental Checkup

Reg. No. : _____

Date: 27/01/2024

Patient Name Mr./Mrs: Chitla Shukla

Age 46 Sex Female Address Surat

Mobile No. 9825350659

Past Medical History

- 1) Smoking 2) Alcohol 3) Hepatitis B & C 4) Diabetics 5) Tobacco 6) Allergy 6) Asthma
7) Any Other: NO

PDH:-

O/E :-

Investigation :-

Treatment:- NO

Doctor's Sign and Stamp

C.K. Patel

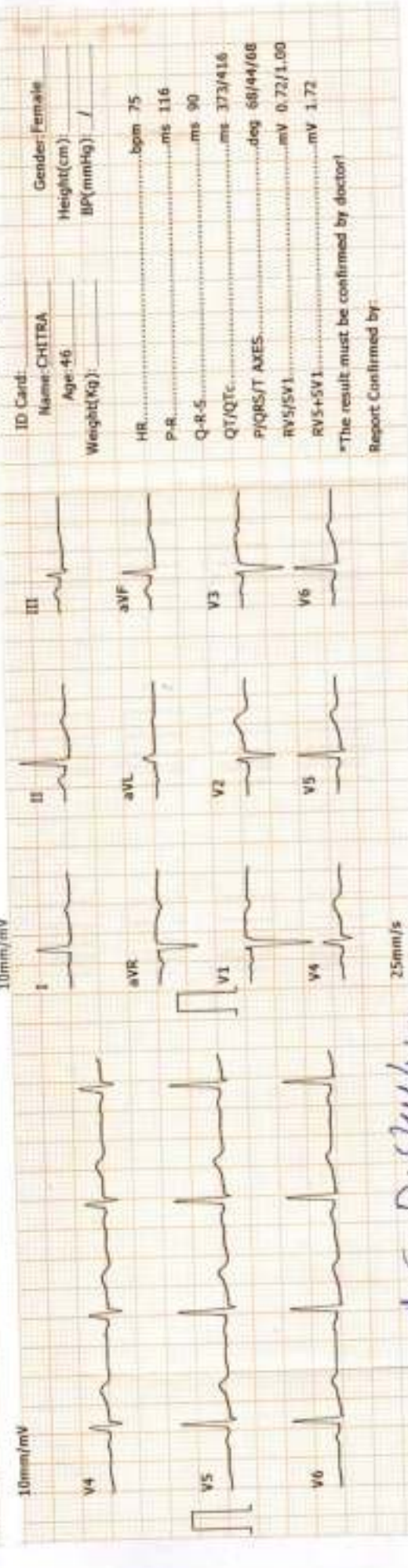
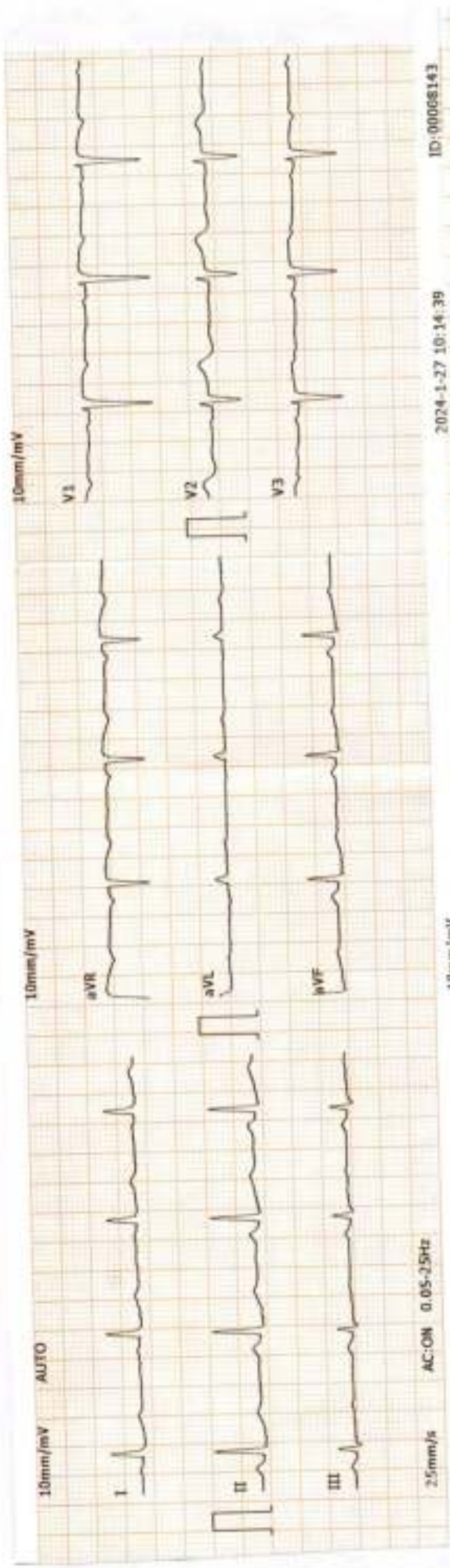
Dr. Chirag Patel
M.B.B.S. G-49432

Consent Form:

I, Chitla Shukla have given true & total information to the dentist regarding past & present illness as well as ongoing medical treatment. I have been fully informed regarding treatment for present illness. Along with benefit & possible risk from medicines / Surgery / Anesthetic drugs to be used by the dentist in my own understanding language. I hereby willingly permit the dentist to undertake the treatment or surgical intervention.

Patient Signature: C.D. Shukla

Revival Diagnostic
401, Aqua Corridor,
B/s. Star Bazar, Surat-395009
Mo. 91062-28601



2024-1-27 10:14:39
 ID Card: Name: CHETRA Age: 46 Gender: Female
 Height(cm): / BP(mmHg): /
 Weight(Kg): /
 HR: bpm 75
 P-R: ms 116
 Q-R-S: ms 90
 QT/QTc: ms 373/416
 PQRS/T AXES: deg 68/44/08
 RV5+SV1: mV 0.72/1.00
 RV5+SV1: mV 1.72
 *The result must be confirmed by doctor!
 Report Confirmed by:

A.C.D. Sankhik

Revival Diagnostics
 401-Aquò Corridor,
 Beside Star Bazar, Adajan,
 Surat-395009. Mo. 9825947712

DR. ADITYA S. BORA
 MBBS, DNB, PGDCC
 PHYSICIAN & CLINICAL CARDIOLOGIST
 G-54906

REVIVAL

DIAGNOSTICS



Name	CHITRA SHUKLA	Age/Gender	46Yrs/Female
Reg No.	818/24	Receipt No	15916
Referred By	Bank of Baroda (BOB) - MEDI WHEEL()	Mode of Payment	CREDIT
Collection Type	CENTER	Collection DateTime	27-Jan-2024 08:49 AM

Ecg

1. The rhythm is sinus.
2. Heart rate is 75 beats per minute.
3. Normal P,QRS,T wave axis.
4. Normal PR,QRS,Q.T. Duration.
5. No pathological q wave or ST-T changes seen.
6. No evidence of chamber hypertrophy or enlargement seen.

IMPRESSION : ECG WITHIN NORMAL LIMITS

Revival Diagnostics
401-Aqua Corridor,
Beside Star Bazar, Adajan,
Surat-395009, Mo. 9825947712

Signature
DR. ADITYA S. BORA
MBBS, DNB, PGDCC
PHYSICIAN & CLINICAL CARDIOLOGIST
G-54906

Laboratory Test Result are Subject to technical limitation and should be clinically correlate for final diagnosis

📍 4th Floor, Aqua Corridor, Hazira Road, Adajan Pal, Surat-395009.
☎ 0261 2747788, 9825947712 ✉ revivaldiagnostics.surat@gmail.com 🌐 www.revivaldiagnostics.com

This medical report is not intended for medico-legal purposes.

REVIVAL DIAGNOSTICS



Name	CHITRA SHUKLA	Age/Gender	46Yrs/Female
Reg No.	818/24	Receipt No	15916
Referred By	Bank of Baroda (BOB) - MEDI WHEEL()	Mode of Payment	CREDIT
Collection Type	CENTER	Collection DateTime	27-Jan-2024 08:49 AM

2D ECHO 2D ECHOCARDIOGRAPHY & COLOR DOPPLER REPORT

INDICATION: Preventive Health check up

- **CARDIAC CHAMBERS :** Left Ventricle : Normal size , Left Atrium: Normal size.
- NO e/o thrombus in LA/LV
- Right Atrium: Normal size. Right Ventricle: Normal Size,
- Normal Right Ventricular function. (TAPSE=20mm)
- Normal Left Ventricular systolic function. LVEF = 60%
- No regional wall abnormality. No thinning / scarring / dyskinesia of LV wall
- No Left Ventricular Hypertrophy. (IVSd= 09 mm),
- LV Compliance:
- NO Left Ventricular Diastolic Dysfunction [LVDD].

VALVES :

- Structurally Normal Mitral valve/ Aortic valve/Tricuspid valve/ Pulmonary valve .
- No significant Valvular Stenosis
- Doppler findings: AV max = 1.23 m/s, PV max = 0.91 m/s.
- Trivial MR, Trivial Tricuspid regurgitation.
- No Pulmonary Arterial Hypertension. PASP by TRjet vel.method = 24 mmHg.
- SEPTAE: IAS / IVS Appear Intact.
- IVC : Normal in dimension and shows good inspiratory 13mm collapse.
- OTHERS: No e/o Pericardial effusion / vegetation.

IMPRESSION:

NORMAL LV SYSTOLIC FUNCTION, LVEF= 60 %, NO RWMA,
NO LVH , NO LVDD , NO PAH.

Revival Diagnostics
401-Aqua Corridor,
Beside Star Bazar, Adajan,
Surat-395009. Mo. 9825947712

DR. ADITYA BORA
MBBS, DNB, PGDCC
PHYSICIAN & CLINICAL CARDIOLOGIST
G-54906

Laboratory Test Result are Subject to technical limitation and should be clinically correlate for final diagnosis

📍 4th Floor, Aqua Corridor, Hazira Road, Adajan Pal, Surat-395009.
☎ 0261 2747788, 9825947712 ✉ revivaldiagnostics.surat@gmail.com 🌐 www.revivaldiagnostics.com

This medical report is not intended for medico-legal purposes.

R

NAME : CHITRA SHUKLA
AGE: 46 YRS / FEMALE
REF BY: MEDI WHEEL





Name	CHITRA SHUKLA	Age/Gender	46Yrs/Female
Reg No.	818/24	Receipt No	15916
Referred By	Bank of Baroda (BOB) - MEDI WHEEL()	Mode of Payment	CREDIT
Collection Type	CENTER	Collection DateTime	27-Jan-2024 08:49 AM

CHEST RADIOGRAPH (PA VIEW)

- Hilar shadows are within normal limits.
- Pulmonary vasculature appears normal.
- Cardiac appears normal in size.
- Both dome of the diaphragm are smooth.
- Both costophrenic recesses are clear.
- Both lung fields appear normal.
- Visualized bones and soft tissue shadows appear normal.

IMPRESSION: NORMAL STUDY.

DR. CHIRAG K PATEL
RADIOLOGIST

REVIVAL
DIAGNOSTICS

Dr. Chirag K. Patel

MBBBS, DNB
REG. No. 23509

Signature
Revival Diagnostics
4th Floor, Aqua Corridor,
Nr. Star Bazar, Hazira Main Road,
Adajan, Surat-395009.
Mo. 97266 726683

Laboratory Test Result are Subject to technical limitation and should be clinically correlate for final diagnosis

📍 4th Floor, Aqua Corridor, Hazira Road, Adajan Pal, Surat-395009.

☎ 0261 2747788, 9825947712 📧 revivaldiagnostics.surat@gmail.com 🌐 www.revivaldiagnostics.com

This medical report is not intended for medico-legal purposes.



Name	CHITRA SHUKLA	Age/Gender	46Yrs/Female
Reg No.	818/24	Receipt No	15916
Referred By	Bank of Baroda (BOB) - MEDI WHEEL()	Mode of Payment	CREDIT
Collection Type	CENTER	Collection DateTime	27-Jan-2024 08:49 AM

USG OF ABDOMEN & PELVIS

LIVER:

Liver is normal in size, shape and echotexture.
No evidence of focal SOL or dilatation of IHBR seen.
Portahepatis appear normal.

GALLBLADDER:

Gallbladder is distended and appears normal.
No e/o calculus, mass lesion or changes of cholecystitis seen.

PANCREAS:

Pancreas appears normal in size, shape and echotexture.
No e/o focal lesion, mass or changes of pancreatitis seen.

SPLEEN:

Spleen appears normal in size, shape and echotexture.

PARAAORTIC REGION:

Aorta grossly appears normal. No e/o paraaortic lymphnodes seen.

KIDNEYS:

Both kidneys appear normal in size, shape, position and echotexture.
Cortex and collecting system of both kidneys appear normal.
No evidence of calculus or obstructive uropathy on either side.

URINARY BLADDER:

Bladder is distended and appears normal.
No calculus, mass lesion or changes of cystitis is seen.

UTERUS:

anteverted, bulky in size, normal in shape and echotexture with empty central uterine cavity.
Cervix appears normal.
No e/o focal SOL. Endometrial thickness is normal.

OVARIES:

Both adnexal region appear normal.
No e/o adnexal mass lesion seen on either side.
No evidence of free fluid seen in pelvis.

COMMENTS:

mildly bulky uterus

Dr. Chirag K. Patel
MBBS-DMPD

Reg. No. G-23509

Revival Diagnostic

4th Floor, Aqua Corridor,
Nr. Star Bazar, Hazira Main Road,
Adajan, Surat-395009.
MO: 9726872683

Laboratory Test Result are Subject to technical limitation and should be clinically correlate for final diagnosis.

4th Floor, Aqua Corridor, Hazira Road, Adajan Pal, Surat-395009.

☎ 0261 2747788, 9825947712 ✉ revivaldiagnostics.surat@gmail.com 🌐 www.revivaldiagnostics.com

This medical report is not intended for medico-legal purposes.



Surat
Gujarat
India



17°C
63°F

2024-01-27(Sat) 08:49(am)




Name	CHITRA SHUKLA	Age/Gender	46Yrs/Female
Reg No.	818/24	Receipt No	15916
Referred By	Bank of Baroda (BOB) - MEDI WHEEL()	Mode of Payment	CREDIT
Collection Type	CENTER	Collection DateTime	27-Jan-2024 09:27 AM

FBS & PPBS - 270124125 Released at 27-Jan-2024 03:50 PM

Parameter	Result	Biological Ref.Range	Method
-Fasting Blood Sugar (FBS)	97 mg/dL	70-100 mg/dl Impaired Tolerance: 100-125 Diabetes Mellitus: >=126 (American diabetes association guidelines 2022)	
-Fasting Urine Sugar	Absent		
-Fasting Urine Acetone	Absent		
-PPBS	105 mg/dL	(90 - 140 mg/dL)	
-PP2BS URINE SUGAR	Absent		
-PP2BS URINE ACETONE	Absent		

Revival Diagnostics

401-Aqua Corridor,
Beside Star Bazar, Adajan,
Surat-395009. Mo. 9825947717


Dr. Shivangi Gandhi
M.B.B.S, M.D (Pathology)

Laboratory Test Result are Subject to technical limitation and should be clinically correlate for final diagnosis

Signature
Sukanya Debnath
612706422

Shiksha

Harsh

Sumit

Size

PS (Shiksha)
612706422



आधार अंक

Government of India

शुक्ला चित्रा

Shukla Chitra

आधार अंक / DOB : 14/01/1978

महिला / Female

6517 1883 3450

आधार - सामाज्य भागिसनी अधिकार






Name	CHITRA SHUKLA	Age/Gender	46Yrs/Female
Reg No.	818/24	Receipt No	15916
Referred By	Bank of Baroda (BOB) - MEDI WHEEL()	Mode of Payment	CREDIT
Collection Type	CENTER	Collection DateTime	27-Jan-2024 09:27 AM

PAP SMEAR - 270124126 Released at 01-Feb-2024 10:44 AM

Parameter	Result	Biological Ref.Range	Method
-Pap Smear Report	<p>PAP SMEAR: Specimen Two unstained slides received for pap smear evaluation Gross description Received two unstained slides for pap smear examination.Papanicolou stain done. Microscopic Description Smears are satisfactory for cellularity. Endocervical cells/ Transformation zone is present. There is presence of many sheets& singly scattered superficial and intermediate cells seen. No parasites/fungi. No evidence of intraepithelial lesion or malignancy. Diagnosis PAP smear- Negative for intraepithelial lesion malignancy – NILM. Mild Inflammation. (The Bethesda system for the reporting of cervical cytology-2014). Note-The pap test is a screening procedure to aid in the detection of cervical cancer and its precursors</p>		

Revival Diagnostics
401-Aqua Corridor,
Beside Star Bazar, Adajan,
Surat-395009. Mo. 9825947717


Dr. Shivangi Gandhi
M.B.B.S, M.D (Pathology)

Laboratory Test Result are Subject to technical limitation and should be clinically correlate for final diagnosis

